

A central graphic of a globe is formed by splashing water. The left side of the globe is blue, and the right side is green. The water is captured in mid-air, creating a dynamic and fluid appearance. The background is white, making the colors of the water stand out.

ASCPT 2016 ANNUAL MEETING


PROGRAM & PRE-CONFERENCES

MARCH 8–12, 2016
HILTON BAYFRONT, SAN DIEGO, CA

**ADVANCING THERAPEUTIC HORIZONS
THROUGH GLOBAL COLLABORATIONS**

ASCPT
www.ascpt.org

The ASCPT Journal Family is Growing



WILEY

ASCPT relaunched the new and improved *Clinical and Translational Science* as an **online-only, Open Access** journal in **January 2016**

Benefits of Publishing in the ASCPT Journal Family

- Global editorial leadership and readership
- License to Publish, allowing authors to retain copyright of their work
- Reach targeted audience of scientists and researchers seeking the latest advances in the field
- The place to publish research in clinical pharmacology, pharmacometrics and systems pharmacology, and translational medicine

Increased readability, mobility, and flexibility

- Mobile platform - read CPT, CPT:PSP, and CTS content on your mobile devices
- Access to content faster, including virtual themed issues
- New online features, including an ASCPT journal family homepage allowing access to all journals with a single click

Visit WWW.ASCPT.ORG for more information about each journal, including their full scopes and how to submit

CONNECT WITH US



TABLE OF CONTENTS

TABLE OF CONTENTS

Welcome Message from Mario L. Rocci, Jr., PhD	2
SCHEDULE-AT-A-GLANCE	3
Acknowledgment of the ASCPT Board of Directors	4
Special Events and Highlights	12
State of the Art Lectures	17
Student and Trainee Programs	18
GENERAL INFORMATION	31
Acknowledgment of Network and Community Leaders	32
Meeting Evaluations	33
Award Recipients	37
2015 ASCPT Donors	40
Opening Session	42
Product Theaters and Exhibitor Hosted Events	44
Network and Community Meetings	45
<i>Challenges in Global Drug Development and Regulation</i> Pre-conference	21
<i>Quantitative Translational Approaches in Oncology</i> Pre-conference	25
CAREER BOOTCAMP	49
PROGRAM AND SCIENTIFIC AGENDA	47
Wednesday, March 9	49
Thursday, March 10	58
Friday, March 11	65
Saturday, March 12	72
ASCPT 2016 ANNUAL MEETING SPONSORS AND EXHIBITS	77
ASCPT 2016 Annual Meeting Sponsors	78
Exhibitor Floor Plan	79
Exhibitors	80
Hotel Floor Plan	89
POSTERS, LATE-BREAKING AND ENCORE ABSTRACTS	91
Acknowledgment of Abstract Reviewers	92
Poster Sessions	93
Late-breaking and Encore Abstracts	137
JOURNALS	175
Acknowledgment of Awards Nominations Task Force and Scientific Awards Selection Task Force	176
<i>Clinical Pharmacology & Therapeutics (CPT)</i>	178
<i>CPT: Pharmacometrics & Systems Pharmacology (CPT:PSP)</i>	179
<i>Clinical and Translational Science (CTS)</i>	180
Speaker Index	181
Call for Award Nominations	185

WELCOME MESSAGE

Dear Colleague,

Welcome to San Diego and to the 117th Annual Meeting of the American Society for Clinical Pharmacology and Therapeutics (ASCPT), the premier scientific event for scientists in clinical pharmacology and translational medicine.

With a theme of *Advancing Therapeutic Horizons Through Global Collaborations*, ASCPT 2016 features two outstanding Pre-conference programs, along with two exciting partnership offerings: the Asia Pacific Symposium, *Racial and Ethnic Differences in Drug Response*, with colleagues from Japan and Korea and, in partnership with the Pharmacogenomics Research Network, a half-day program entitled *Scientific Horizons and Opportunities in Pharmacogenomics Research*.

ASCPT 2016 includes three excellent State of the Art lectures by Anne Wojcicki, 23andMe, Dan Hartman, MD, Bill and Melinda Gates Foundation, and Alice T. Shaw, MD, PhD, Harvard Medical School, Massachusetts General Hospital. Featured speakers include Micheline Piquette-Miller, PhD, University of Toronto, and Dan Roden, MD, Vanderbilt University.

ASCPT will honor those who have made remarkable contributions in the fields of clinical pharmacology and translational medicine. This year's award recipients are Peter K. Honig, MD, MPH; Minoli A. Perera, PharmD, PhD; Liewei Wang, MD, PhD; Brian L. Strom, MD, MPH; Kenneth Thummel, PhD; Joseph T. Hanlon, PharmD, Shiew-Mei Huang, PhD; and Scott A. Waldman, MD, PhD.

Special events are planned specifically for our student and trainee attendees, including the Career Bootcamp, Speed Mentoring, Trainee Luncheon, and a special session, "*Pursuing the Management Track in a Scientific Organization, Learn From the Experts.*"

We will feature more than 350 Scientific Posters, Symposia, Workshops, Roundtables, Science at Sunrise Sessions, and a Bioinnovation Forum. Our Exhibit Hall will showcase a wide range of products and services for our Annual Meeting attendees.

There will be a whole host of networking opportunities throughout the Annual Meeting, so I encourage you to take advantage of these sessions to meet new colleagues and connect with friends. We will be co-hosting the President's Networking Reception with the PhRMA Foundation as we join them in celebrating 50 years of supporting research and early career endeavors of scientists in drug discovery and development!

Please join me in thanking the people who have made this meeting possible, including the Scientific Program Committee, under the outstanding leadership of Mark J. Dresser, PhD, the leaders of the Networks, Anne C. Heatherington, PhD, Michelle Rudek, PharmD, PhD, and Lei Zhang, PhD, as well as our Community Leaders, who provided the scientific and creative energy for this Annual Meeting.

Finally, I encourage you to make the most of your time here in San Diego with the many learning and networking opportunities available and thank you for attending ASCPT 2016!

Sincerely,



Mario L. Rocci, Jr., PhD
President

SCHEDULE-AT-A-GLANCE

ACKNOWLEDGMENTS

ASCPT BOARD OF DIRECTORS

THANK YOU TO THE ASCPT BOARD OF DIRECTORS FOR THEIR
LEADERSHIP AND DEDICATION IN GUIDING THE SOCIETY.

Mario L. Rocci, Jr., PhD

President

Julie A. Johnson, PharmD

President-Elect

David Y. Mitchell, PhD

Immediate Past President

Gregory L. Kearns, PharmD, PhD

Treasurer

Kim L. R. Brouwer, PharmD, PhD

Director

Maurice Emery, PharmD, PhD

Director

Anne C. Heatherington, PhD

Director

Sean Hennessy, PharmD, PhD

Director

Walter Kraft, MD, FACP

Director

Kellie Schoolar Reynolds, PharmD

Director

Anne Zajicek, MD, PharmD

Director

SCHEDULE-AT-A-GLANCE

TUESDAY, MARCH 8, 2016

7:00 am – 3:00 pm	Pre-conference Registration	Indigo Foyer
8:00 am – 5:30 pm	PRE-CONFERENCES	
	<i>Challenges in Global Drug Development and Regulation</i>	Aqua A-C
	<i>Quantitative Translational Approaches in Oncology</i>	Aqua D-F
12:15 pm – 1:30 pm	Challenges in Global Drug Development Pre-conference Lunch	Aqua Foyer/Aqua ABC
12:15 pm – 1:45 pm	Quantitative Translational Approaches Pre-conference Lunch	Sapphire Foyer/Terrace
1:00 pm – 5:00 pm	CPT Associate Editors Meeting (By Invitation Only)	Indigo 202A
5:30 pm – 7:30 pm	PGRN Meeting (By Invitation Only)	Indigo 202B

WEDNESDAY, MARCH 9, 2016

7:00 am – 5:00 pm	ASCPT Central and Registration Open	Indigo Foyer
7:00 am – 9:00 am	Board of Directors Meeting (By Invitation Only)	Aqua Boardroom
8:00 am – 12:00 noon	PSP Associate Editors Meeting (By Invitation Only)	Indigo 202A
	CTS Associate Editors Meeting (By Invitation Only)	Indigo 202B
8:00 am – 2:00 pm	CAREER BOOTCAMP (Ticket Required)	Aqua A/B
	SPECIAL SESSION	Indigo A/E
	<i>Scientific Horizons and Opportunities in Pharmacogenomics Research (PGRN)</i> (Pre-registration Required)	
10:00 am – 12:00 noon	SPECIAL SESSION	Indigo D
	ASCPT/Asia Pacific Symposium: <i>Racial/Ethnic Differences in Drug Response</i>	
11:30 am – 1:00 pm	Network & Community Steering Committee Meeting (By Invitation Only)	Aqua 300

SCHEDULE-AT-A-GLANCE

WEDNESDAY, MARCH 9, 2016

1:00 pm – 2:00 pm	New Member Welcome	Aqua 310
2:00 pm – 2:30 pm	Awards Reception <i>(By Invitation Only)</i>	Indigo 202B
2:30 pm – 3:30 pm	Opening Session	Indigo BCFG
3:30 pm – 4:30 pm	STATE OF THE ART LECTURE <i>Anne Wojcicki</i>	Indigo BCFG
4:30 pm – 6:30 pm	Opening Reception <i>(Sponsored by Genentech)</i>	Sapphire Ballroom
	Exhibits, Late-breaking & Encore Posters	Sapphire Ballroom
4:45 pm – 5:45 pm	Showcase of Top Trainee Abstracts	Sapphire Ballroom/ ASCPT Theater
5:45 pm – 6:30 pm	POSTER WALK <i>Essential Tools for Precision Medicine</i>	Sapphire Foyer

THURSDAY, MARCH 10, 2016

7:00 am – 5:00 pm	ASCPT Central and Registration Open	Indigo Foyer
7:00 am – 8:00 am	Infectious Diseases (INF) Community Meeting	Aqua 300
7:00 am - 9:00 am	American Board of Clinical Pharmacology (ABCP) Board Meeting <i>(By Invitation Only)</i>	Elevation
7:30 am – 9:00 am	ROUNDTABLE <i>How Should Simulated DDI Results be Communicated in the Label?</i>	Indigo A/E
	CPT Editorial Board Meeting <i>(By Invitation Only)</i>	Indigo H
	PSP Editorial Board Meeting <i>(By Invitation Only)</i>	Aqua A/B
8:00 am – 9:00 am	BioTelemetry Research Product Theater	Aqua 310
9:15 am – 10:15 am	STATE OF THE ART LECTURE <i>Dan Hartman, MD</i>	Indigo BCFG
10:30 am – 11:30 am	RAWLS-PALMER PROGRESS IN MEDICINE AWARD LECTURE <i>Kenneth E. Thummel, PhD</i>	Indigo BCFG

SCHEDULE-AT-A-GLANCE

THURSDAY, MARCH 10, 2016

10:30 am – 12:30 pm	SYMPOSIA <i>Characterizing Dose/Exposure Response of Biologics: Are We There Yet?</i> <i>Epigenetic Biomarkers and Modifications in Clinical Pharmacology</i>	Indigo A/E Indigo D
11:00 am – 12:00 noon	International Transporter Consortium (ITC) Community Meeting	Aqua 310
11:30 am – 6:30 pm	EXHIBIT AND POSTER HALL OPEN	Sapphire Ballroom
12:00 noon – 1:00 pm	Covance Hosted Event	Aqua 300
12:00 noon – 1:30 pm	Lunch Available for Purchase in the Poster and Exhibit Hall (<i>Ticket Required</i>) Trainee Luncheon (<i>Ticket Required</i>) ASCPT Finance Committee Meeting (<i>By Invitation Only</i>)	Sapphire Ballroom Aqua A-F Aqua Boardroom
1:00 pm – 2:00 pm	FEATURED SPEAKER <i>Dan Roden, MD</i>	Indigo BCFG
1:00 pm – 2:30 pm	WORKSHOPS <i>Pediatric Dose Selection for Pediatric-Specific Diseases</i> <i>Discovery and Development of First-in-Class Drugs That Target Membrane Transporters</i>	Indigo A/E Indigo D
2:00 pm – 3:30 pm	SPECIAL SESSION <i>Bioinnovation Forum</i>	Indigo BCFG
3:00 pm – 4:00 pm	Systems Pharmacology (SP) Community Meeting	Aqua 300
3:00 pm – 4:00 pm	Pharmacogenomics (PMG) Community Meeting	Aqua 310
3:00 pm – 5:00 pm	DEVELOPMENT, REGULATORY & OUTCOMES (DRO) NETWORK MEETING	Indigo H
3:30 pm – 4:30 pm	ORAL SESSION <i>Old Players, New Game</i>	Indigo A/E

SCHEDULE-AT-A-GLANCE

THURSDAY, MARCH 10, 2016

4:00 pm – 5:30 pm	UCSF/Stanford/Genentech Reception <i>(By Invitation Only)</i>	Aqua ABC
4:30 pm – 6:30 pm	President's Networking Reception <i>(Co-Sponsored by the PhRMA Foundation)</i>	Sapphire Ballroom
	POSTER SESSION <i>Quantitative Pharmacology (QP)</i>	Sapphire Ballroom
4:45 pm – 5:30 pm	POSTER WALK <i>Mechanisms Behind Special Populations: What Makes Them So Special</i>	Sapphire Foyer
5:00 pm – 6:00 pm	Pharmacometabolomics (PM) Community Meeting	Aqua 300
5:30 pm – 6:15 pm	POSTER WALK <i>Novel Modeling Approaches to Solve Old Problems: PK, DDI, Toxicity</i>	Sapphire Foyer
6:00 pm – 7:30 pm	Donor Reception <i>(By Invitation Only)</i>	Elevation
8:00 pm – 9:00 pm	Gavel Club Dessert Reception <i>(By Invitation Only)</i>	President's Suite

FRIDAY, MARCH 11, 2016

7:00 am – 5:00 pm	ASCPT Central and Registration Open	Indigo Foyer
7:00 am – 2:00 pm	EXHIBIT AND POSTER HALL OPEN	Sapphire Ballroom
7:00 am – 8:00 am	Oncology (ONC) Community Meeting	Aqua 310
7:00 am – 9:00 am	Breakfast in Exhibit Hall	Sapphire Ballroom
7:00 am – 9:00 am	POSTER SESSION <i>Translational and Precision Medicine (TPM) and Development, Regulatory, and Outcomes (DRO)</i>	Sapphire Ballroom
	QUANTITATIVE PHARMACOLOGY (QP) NETWORK MEETING	Indigo H

SCHEDULE-AT-A-GLANCE

FRIDAY, MARCH 11, 2016

7:15 am – 8:00 am	POSTER WALK <i>Translational Determinants of Toxicity</i>	Sapphire Foyer
7:30 am – 9:00 am	SCIENCE AT SUNRISE SESSION <i>Use of Medications During Pregnancy and Breastfeeding: Maternal, Fetal, and Neonatal</i>	Indigo A/E
	ROUNDTABLE SESSION <i>Food for Thought: Need, Timing, and Labelling Implications for Clinical Food Effect Studies</i>	Indigo D
	CTS Editorial Board Meeting <i>(By Invitation Only)</i>	Aqua A/B
8:00 am – 9:00 am	Quotient Clinical Product Theater	Aqua 300
9:15 am – 10:15 am	STATE OF THE ART LECTURE <i>Alice T. Shaw, MD, PhD</i>	Indigo BCFG
10:30 am – 11:30 am	OSCAR B. HUNTER MEMORIAL AWARD IN THERAPEUTICS LECTURE <i>Brian L. Strom, MD, MPH</i>	Indigo BCFG
10:30 am – 12:30 pm	SYMPOSIA <i>Don't Do Different Things... Do Things Differently! Drug Development in Rare Diseases</i>	Indigo A/E
	<i>The Path of Effective Treatments for Alzheimer's Disease: From the Bench to the Clinic</i>	Indigo D
11:30 am – 1:00 pm	Clinical Pharmacology Program Directors Meeting <i>(By Invitation Only)</i>	Aqua E/F
11:45 am – 1:15 pm	Speed Mentoring <i>(Ticket Required)</i>	Aqua ABCD
12:00 noon – 1:00 pm	OmniComm Systems, Inc. Product Theater	Sapphire Ballroom Theater

SCHEDULE-AT-A-GLANCE

FRIDAY, MARCH 11, 2016

12:00 noon – 1:30 pm	Lunch Available for Purchase in the Poster and Exhibit Hall <i>(Ticket Required)</i>	Sapphire Ballroom
1:00 pm – 2:00 pm	FEATURED SPEAKER <i>Micheline Piquette-Miller, PhD</i>	Indigo BCFG
1:00 pm – 2:00 pm	Special Populations (SPO) Community Meeting	Aqua 310
1:00 pm – 2:30 pm	WORKSHOPS <i>Rationale Development of Combination Cancer Immunotherapy through Collaborations</i> <i>Quantitative Systems Pharmacology: A Case for Disease Models</i>	Indigo A/E Indigo D
2:15 pm – 3:15 pm	LEON I. GOLDBERG EARLY INVESTIGATOR AWARD LECTURE <i>Minoli A. Perera, PharmD, PhD</i> <i>Liewei Wang, MD, PhD</i>	Indigo BCFG
2:45 pm – 4:45 pm	SYMPOSIUM <i>Benefit/Risk Optimization in the Confirmatory Space and Beyond: Myths, Reality and Possibilities</i>	Indigo A/E
3:00 pm – 4:00 pm	Drug Utilization & Outcomes (DUO; formerly SAF) Community Meeting	Aqua 310
3:00 pm – 5:00 pm	TRANSLATIONAL & PRECISION MEDICINE (TPM) NETWORK MEETING	Indigo H
5:00 pm – 6:00 pm	Biologics Community Meeting	Aqua 300

SCHEDULE-AT-A-GLANCE

SATURDAY, MARCH 12, 2016

7:00 am – 10:00 am	ASCP Central and Registration Open	Indigo Foyer
7:00 am – 9:00 am	ASCP Board of Directors Meeting <i>(By Invitation Only)</i>	Elevation
7:30 am – 9:00 am	SPECIAL EDUCATION SESSION <i>Pursuing the Management Track in a Scientific Organization: Learn From the Experts</i>	Aqua A/B
	SCIENCE AT SUNRISE SESSION <i>Genome Wide Association Studies Reveal Important Transporter Polymorphisms as Biomarkers for Pharmacokinetics and Pharmacodynamics</i>	Indigo A
9:00 am – 10:00 am	ORAL SESSIONS <i>Advances in Model Based Drug Development: Application to Translational Medicine</i>	Indigo D
	<i>Pharmacogenomics: From Discovery to Implementation</i>	Indigo H
10:15 am – 11:45 am	WORKSHOPS <i>Dose Selection for Biologics Combination Therapies</i>	Indigo D
	<i>Lessons Learned from Failed Pediatric Trials</i>	Indigo H
10:15 am – 12:15 pm	SYMPOSIA <i>Adherence: Assessing and Mitigating the Perpetual Fly in the Ointment in Drug Development and Utilization</i>	Indigo A
	<i>Clinical and Translational Pharmacology of Emerging Modalities of Therapeutics: RNA and Gene Therapies</i>	Indigo E

SCHEDULE-AT-A-GLANCE

SPECIAL EVENTS & HIGHLIGHTS

To achieve the goal of attaining a diverse, well-rounded, educational program, the Scientific Program Committee (SPC) has developed an overall Annual Meeting theme of “**Advancing Therapeutic Horizons Through Global Collaborations.**” This theme is incorporated in Symposia, Workshops, Roundtables, and Science at Sunrise sessions, and throughout the entire program.

Additionally, the SPC has resumed the identification and branding of sessions according to the drug discovery, development, regulation, and utilization (DDRU) continuum to be consistent with ASCPT’s Strategic Plan and the ongoing work of its members.

Component(s) of the DDRU continuum that apply to the particular Symposium, Workshop, Roundtables, and Science at Sunrise session have been identified and branded accordingly.

D Discovery **R** Regulation
D Development **U** Utilization



For example, this image indicates that the corresponding session includes the Discovery and Development components of the DDRU continuum.

PRE-CONFERENCE PROGRAMS

ASCPT offers two scientific Pre-conference programs designed for scientists and health professionals engaged in all aspects of clinical pharmacology and translational medicine, including educators, regulatory officials, consultants, industry professionals, and students and fellows. Please see pages 23-30 for details on these sessions.

TUESDAY, MARCH 8

8:00 AM – 5:00 PM

AQUA A-C

Challenges in Global Drug Development and Regulation Pre-conference

TUESDAY, MARCH 8

8:00 AM – 5:30 PM

AQUA D-F

Quantitative Translational Approaches in Oncology Pre-conference

WEDNESDAY, MARCH 8

SPECIAL SESSION

Scientific Horizons and Opportunities in Pharmacogenomics Research

Organized by the Pharmacogenomics Research Network (PGRN)



PGRN

8:00 AM – 2:00 PM

INDIGO A/E

The field of pharmacogenomics received considerable attention when President Obama launched the Precision Medicine Initiative last year. The Pharmacogenomics Research Network (PGRN) is bringing together scientists who study the interactions between genes and drug responses. This session, organized by the PGRN and open to all ASCPT attendees, is intended to present new research horizons in pharmacogenomics and precision medicine. The session includes an interactive panel discussion with different stakeholders who will describe emerging opportunities for research partnerships in pharmacogenomics. This session is intended for a diverse range of scientists across multiple sectors who are interested in learning about the latest research in pharmacogenomics

SCHEDULE-AT-A-GLANCE

and precision medicine. Importantly, the session is intended to present new opportunities for collaborative research and access to innovative resources to advance research in basic and translational pharmacogenomics.

(Pre-registration is required.)

SPECIAL SESSION ASCPT-ASIA PACIFIC SYMPOSIUM *Racial/Ethnic Differences in Drug Response* 10:00 AM – 12:00 NOON INDIGO D

Providers, regulators and drug development scientists are increasingly interested in understanding racial and ethnic differences in drug response. The goal of this symposium is to provide a forum to review and discuss our current understanding of racial/ethnic differences in drug response. Racial/ethnic differences in physiology, pathophysiology, environment and genetics can all affect drug disposition, efficacy and toxicity. This symposium will illustrate these differences across drug classes and disease states.

NEW MEMBER WELCOME 1:00 PM – 2:00 PM AQUA 310

If you've joined ASCPT in the past year, please join us for this special session dedicated to welcoming you to the Society. You will learn how to make the most of your ASCPT member benefits, how to navigate the Annual Meeting and network with ASCPT leaders and other new members.

There will also be a special awards presentation recognizing the top 2015 Membership Recruiters!

OPENING SESSION 2:30 PM – 3:30 PM INDIGO BCFG

Join us as ASCPT President, Mario L. Rocci, Jr., PhD presents the State of the Society Address and recognizes the 2016 ASCPT Award recipients.

The Opening Session is sponsored by:



OPENING RECEPTION AND EXHIBITS

4:30 PM – 6:30 PM
SAPPHIRE BALLROOM

ASCPT invites you to join your colleagues on Wednesday evening for the first networking event of the meeting. Interact with fellow experts in clinical pharmacology and translational science from all over the globe and exhibitors representing a wide range of services and products.

ENCORE AND LATE-BREAKING POSTER SESSIONS

4:30 PM – 6:30 PM
SAPPHIRE BALLROOM

View the Encore and Late-breaking abstracts selected by the ASCPT Scientific Program Committee.

SHOWCASE OF TOP TRAINEE ABSTRACTS

4:45 PM – 5:45 PM
ASCPT THEATER/SAPPHIRE BALLROOM

View the top trainee abstracts submitted by the 2016 Presidential Trainee Award recipients, while supporting your peers and networking with colleagues. Posters will be on display during the Opening Reception and poster session hours Thursday and Friday.

POSTER WALK

Essential Tools for Precision Medicine
5:45 PM – 6:30 PM
SAPPHIRE FOYER

Led by John A. Wagner, MD, PhD,
Takeda Pharmaceuticals

ASCPT is pleased to present videos of the 2016 Presidential Trainee Award recipients highlighting their own exceptional research. View them in the Exhibit Hall or online at www.ascpt.org.

SCHEDULE-AT-A-GLANCE

THURSDAY, MARCH 10

INFECTIOUS DISEASES (INF) COMMUNITY MEETING

7:00 AM – 8:00 AM

AQUA 300

BIOTELEMETRY RESEARCH PRODUCT THEATER

8:00 AM – 9:00 AM

AQUA 310

INTERNATIONAL TRANSPORTER CONSORTIUM (ITC) COMMUNITY MEETING

11:00 AM – 12:00 PM

AQUA 310

EXHIBITS

11:30 AM – 6:30 PM

SAPPHIRE BALLROOM

COVANCE HOSTED EVENT

12:00 PM – 1:00 PM

AQUA 300

TRAINEE LUNCHEON

12:00 NOON – 1:30 PM

AQUA A-F

The Trainee Luncheon is a roundtable discussion that allows trainees and young scientists to meet with established clinical pharmacologists and translational medicine scientists to discuss potential career paths and other topics driven by trainees' questions. Facilitators include top leaders from industry, academia, government, and consulting sectors of clinical pharmacology and translational medicine.

Registration is required.

TICKETED LUNCH

12:00 NOON – 1:30 PM

SAPPHIRE BALLROOM

BIOINNOVATION FORUM

2:00 PM – 3:30 PM

INDIGO BCFG

Chaired by Russ B. Altman, MD, PhD, the ASCPT 2016 Bioinnovation Forum will feature "rising stars" in the areas of clinical pharmacology, therapeutics, translational science, regulatory science, and global healthcare and will engage the audience with new ideas in emerging areas of science, healthcare, and policy. See page 57 for program details.

DEVELOPMENT, REGULATORY & OUTCOMES (DRO) NETWORK MEETING

3:00 PM – 5:00 PM

INDIGO H

SYSTEMS PHARMACOLOGY (SP) COMMUNITY MEETING

3:00 PM – 4:00 PM

AQUA 300

PHARMACOGENOMICS (PMG) COMMUNITY MEETING

3:00 PM – 4:00 PM

AQUA 310

PRESIDENT'S NETWORKING RECEPTION

4:30 PM – 6:30 PM

SAPPHIRE BALLROOM

Co-Sponsored by

PhRMA
FOUNDATION

Join us for the President's Networking Reception, offering further opportunities to network and interact with your colleagues and the exhibitors and celebrate the 50th anniversary of the PhRMA Foundation.

UCSF/STANFORD/GENENTECH RECEPTION

4:30 PM – 5:30 PM

AQUA ABC

(By Invitation Only)

SCHEDULE-AT-A-GLANCE

POSTER WALK

Mechanisms Behind Special Populations: What Makes Them So Special?

4:45 PM – 5:30 PM

SAPPHIRE FOYER

Led by Deanna L. Kroetz, PhD, University of California San Francisco

PHARMACOMETABOLOMICS (PM) COMMUNITY MEETING

5:00 PM – 6:00 PM

AQUA 300

POSTER WALK

Novel Modeling Approaches to Solve Old Problems: PK, DDI, Toxicity

5:30 PM – 6:15 PM

SAPPHIRE FOYER

Led by Kellie Schoolar Reynolds, PharmD

FRIDAY, MARCH 11

ONCOLOGY (ONC) COMMUNITY MEETING

7:00 AM – 8:00 AM

AQUA 310

QUANTITATIVE PHARMACOLOGY (QP) NETWORK MEETING

7:00 AM – 9:00 AM

INDIGO H

BREAKFAST

7:00 AM – 9:00 AM

SAPPHIRE BALLROOM

EXHIBITS

7:00 AM – 2:00 PM

POSTER WALK

Translational Determinants of Toxicity

7:15 AM – 8:00 AM

SAPPHIRE FOYER

Led by Kim L.R. Brouwer, PharmD, PhD, University of North Carolina

QUOTIENT CLINICAL PRODUCT THEATER

8:00 AM – 9:00 AM

AQUA 300

SPEED MENTORING

11:45 AM – 1:15 PM

AQUA ABCD

The Mentor Task Force is pleased to offer the Speed Mentoring event. Senior clinical pharmacologists and translational medicine scientists will be available for a series of one-on-one discussions that will ultimately result in mentoring partnerships that are valuable to both parties. *(Registration is required.)*

OMNICOMM SYSTEMS, INC. PRODUCT THEATER

12:00 NOON – 1:00 PM

SAPPHIRE BALLROOM THEATER

TICKETED LUNCH

12:00 NOON – 1:30 PM

SAPPHIRE BALLROOM

SPECIAL POPULATIONS (SPO) COMMUNITY MEETING

1:00 PM – 2:00 PM

AQUA 310

DRUG UTILIZATION & OUTCOMES (DUO; FORMERLY SAF) COMMUNITY MEETING

3:00 PM – 4:00 PM

AQUA 310

TRANSLATIONAL & PRECISION MEDICINE (TPM) NETWORK MEETING

3:00 PM – 5:00 PM

INDIGO H

BIOLOGICS COMMUNITY MEETING

5:00 PM – 6:00 PM

AQUA 300

SCHEDULE-AT-A-GLANCE

SATURDAY, MARCH 12

SPECIAL EDUCATION SESSION

Pursuing the Management Track in a Scientific Organization: Learn from the Experts

7:30 AM – 9:00 AM

AQUA A/B

The overall goal of this session is to provide guidance to ASCPT members on the important steps and preparation for getting promoted and moving thru the ranks of academia, industry, and government. There is a need for guidance for early to mid-career clinical pharmacologists on how to get promoted and become leaders within the major career paths in clinical pharmacology and translational medicine (academia, industry, and government). The speakers will provide advice on requirements and expectations for promotion within academia, industry, and government. The importance of mentors throughout the career trajectory will be highlighted. They will also discuss skills, experiences, and preparation needed to move into managerial and administrative roles. This topic addresses an important area for junior and mid-career clinical pharmacologists. Such career development topics are important to the future and continued success of our members and are not currently regularly covered in other venues.

SCHEDULE-AT-A-GLANCE

STATE OF THE ART LECTURES

DON'T MISS OUT! PLAN TO ATTEND THE STATE OF THE ART LECTURES FROM THESE RENOWNED PROFESSIONALS IN THEIR FIELDS.



WEDNESDAY, MARCH 9

3:30 PM – 4:30 PM

INDIGO BCFG

Anne Wojcicki, 23andMe
Accelerating Discovery Through Human Genetics



THURSDAY, MARCH 10

9:15 AM – 10:15 AM

INDIGO BCFG

Dan Hartman, MD, Bill and Melinda Gates Foundation
How Pharmacology and Quantitative Methodologies are Impacting Global Health: A Perspective from the Bill and Melinda Gates Foundation



FRIDAY, MARCH 11

9:15 AM – 10:15 AM

INDIGO BCFG

Alice T. Shaw, MD, PhD, Massachusetts General Hospital
Advances in Targeted Therapies for Lung Cancer

FEATURED SPEAKERS

JOIN US FOR THE TWO ASCPT 2016 ANNUAL MEETING FEATURED SPEAKER SESSIONS AND HEAR PRESENTATIONS FROM YOUR FELLOW ASCPT MEMBERS.



THURSDAY, MARCH 10

1:00 PM – 2:00 PM

INDIGO BCFG

Dan Roden, MD, Vanderbilt University School of Medicine
Understanding Variability in Drug Action: Big Data and Little Data



FRIDAY, MARCH 11

1:00 PM – 2:00 PM

INDIGO BCFG

Micheline Piquette-Miller, PhD, Leslie Dan Faculty of Pharmacy, University of Toronto
Inflammation as a Source of Variability in Drug Disposition and Response

SCHEDULE-AT-A-GLANCE

STUDENT AND TRAINEE INFORMATION

The ASCPT 2016 Annual Meeting features several education sessions and networking events designed specifically for trainees and young scientists to guide them in their personal and professional developments.

CAREER BOOTCAMP

WEDNESDAY, MARCH 9

8:00 AM – 2:00 PM

This half-day program is designed to stimulate discussion and address the immediate needs of trainees and young scientists in the early years of their career. The session will allow attendees to get a first-hand account of a typical workday of a clinical pharmacologist and translational medicine scientists at various stages in their careers. Topics covered will include the role of the clinical pharmacologist and translational medicine scientists in their respective organization, position-specific responsibilities and duties, day-to-day activities, and career paths. The objective of the series is to provide information that will assist attendees in determining whether a career in industry, academia, or government is a good personal fit. Open only to Trainees/Students.
(Registration required.)

TRAINEE LUNCHEON

THURSDAY, MARCH 10

12:00 NOON – 1:30 PM

The Trainee Luncheon is a roundtable discussion for trainees and young scientists to meet with established clinical pharmacologists and translational medicine scientists to discuss potential career paths and other topics driven by trainees' questions. Facilitators include top leaders from the industry, academia, government, and consulting sectors of clinical pharmacology.
(Registration required.)

SPEED MENTORING

FRIDAY, MARCH 11

11:45 AM - 1:15 PM

Seasoned and mid-career clinical pharmacologists will be available for a series of one-on-one discussions that will ultimately result in mentoring partnerships that are valuable to both parties. Based upon areas of expertise and interest, mentees will be notified of their ASCPT mentor within six weeks following the Annual Meeting.
(Registration required.)

PURSuing THE MANAGEMENT TRACK IN A SCIENTIFIC ORGANIZATION: LEARN FROM THE EXPERTS

SATURDAY, MARCH 12

7:30 AM - 9:00 AM

Developed by the ASCPT Education Committee and the Mentor Task Force

The overall goal of this session is to provide guidance to our ASCPT members on the important steps and preparation for getting promoted and moving thru the ranks of academia, industry, and government. There is a need for guidance for early to mid-career clinical pharmacologists and translational medicine scientists on how to get promoted and become leaders within the major career paths in clinical pharmacology (academia, industry, and government). The speakers will provide advice on requirements and expectations for promotion within academia, industry, and government. The importance of mentors throughout the career trajectory will be highlighted. They will also discuss skills, experiences, and preparation needed to move into managerial and administrative roles. This topic addresses an important area for junior and mid-career clinical pharmacologists and translational medicine scientists. Such career development topics are important to the future and continued success of our members and are not currently regularly covered in other venues.

SCHEDULE-AT-A-GLANCE

TRAINEE LUNCHEON THURSDAY, MARCH 10

12:00 NOON – 1:30 PM

AQUA A-F

(This is a ticketed event; you must have registered and received a ticket with your registration materials to attend this luncheon.)

In support of ASCPT's strategic initiative to build capacity through the development and support of career development and leadership programs for junior scientists and investigators, ASCPT is pleased to bring back the highly successful Trainee Luncheon to the 2016 Annual Meeting. This luncheon – open only to trainees and students – is a roundtable discussion for trainees and young scientists to meet with established clinical pharmacologists and translational medicine scientists to discuss potential career paths and other topics driven by trainees' questions.

Participants will rotate between tables to allow for multiple facilitator discussions. Facilitators include top leaders from the academia, consulting, government, and industry sectors of clinical pharmacology and translational medicine scientists. Facilitators will be seated at tables bearing their names and the employment sector that they represent. A short summary of each facilitator's background and current position is available on the ASCPT website at www.ascpt.org.

Catherine M.T. Sherwin, PhD, University of Utah School of Medicine
Education Committee Chair

Jennifer L. Goldman, MD, Children's Mercy Hospitals and Clinics
Education Committee Vice Chair

ACADEMIA

Russ B. Altman, MD, PhD;
Stanford University

Adam Frymoyer, MD; Stanford University

Jogarao Gobburu, PhD, FCP, MBA;
University of Maryland

Craig Hendrix, MD; Johns Hopkins
University School of Medicine

Bridgette Jones, MD, MS; Children's
Mercy Hospital, Kansas City

Michael Maitland, MD; University of Chicago

Rada Savic, PhD; University of California,
San Francisco

P. Brian Smith, MD, MPH, MHS; Duke
University

Geert W. 't Jong, MD, PhD; University
of Manitoba

GOVERNMENT

Myong Jin Kim, PharmD; US Food and
Drug Administration

Lily Mulugeta, PharmD; US Food and
Drug Administration

Stacy Shord, PharmD; US Food and Drug
Administration

Yaning Wang, PhD; US Food and Drug
Administration

Anne Zajicek, MD, PharmD; National
Institutes of Child Health and Human
Development

Lei Zhang, PhD; US Food and Drug
Administration

Liang Zhao, PhD; US Food and Drug
Administration

INDUSTRY

Michael Fossler, PharmD, PhD;
Quantitative Science at Trevana, Inc.

Sandhya Girish, PhD; Genentech

Richard Graham, PhD; Theravance

Peter Honig, MD, MPH; Pfizer

Georgina Meneses-Lorente, PhD; Roche

Ganesh M. Mugundu, MPharm, PhD;
AstraZeneca Boston R&D

Brian Smith, PhD; Novartis

Joseph Ware, PhD; Genentech

Theresa Yuraszcek, PhD; Amgen

CONSULTING

Joseph S. Bertino, PharmD, FCP, FCCP;
Bertino Consulting

Virginia Schmith, PhD, FCP; Nuventra, Inc.

David Y. Mitchell, PhD; Nuventra, Inc.



ASCPT: THE PREMIER ORGANIZATION FOR CLINICAL PHARMACOLOGY

JOIN AND CONNECT WITH THE WORLD'S LARGEST AND MOST RESPECTED NETWORK OF PROFESSIONALS DEDICATED TO PROMOTING AND ADVANCING THE SCIENCE AND PRACTICE OF CLINICAL PHARMACOLOGY & THERAPEUTICS AND TRANSLATIONAL MEDICINE.

ASCPT

For more information on all of the benefits of ASCPT membership, visit **WWW.ASCPT.ORG** or contact **members@ascpt.org**.

CONNECT WITH US    



REGULATION PRE-CONFERENCE

ACKNOWLEDGMENTS

ASCPT WISHES TO ACKNOWLEDGE THE OUTSTANDING EFFORTS
OF THE SCIENTIFIC PROGRAM COMMITTEE IN DEVELOPING AN
EXCEPTIONAL EDUCATIONAL OFFERING.

Mark J. Dresser, PhD

Chair

Mario L. Rocci, Jr., PhD

President

Susan M. Abdel-Rahman, PharmD

Vice Chair

Julie A. Johnson, PharmD

President-Elect

Lei Zhang, PhD

Immediate Past Chair

Akintunde Bello, MS, PhD

Hendrik Jan Guchelaar, PharmD, PhD

Donald L. Heald, PhD

Joan M. Korth-Bradley, PharmD, PhD

Chetan Lathia, PhD

Jieru Egeria Lin, PhD

Jing Liu, PhD

Ying Ou, PhD

Sarah Robertson, PharmD

Karen Rowland-Yeo, PhD

Lorraine M. Rusch, PhD

Nancy C. Sambol, PharmD

Rada Savic, PhD

Ginny Schmith, PhD, FCP

Stacy S. Shord, PharmD, BCOP

Vikram P. Sinha, PhD

Aubrey Stoch, MD

Daria Stypinski, BSc (Pharm), PhD

Michael A. Tortorici, PharmD, PhD

Liewei Wang, MD, PhD

Honghui Zhou, PhD

CHALLENGES IN GLOBAL DRUG DEVELOPMENT AND REGULATION PRE-CONFERENCE

TUESDAY, MARCH 8

8:00 AM – 5:30 PM

AQUA A-C

CHAIRS



Lei Zhang, PhD
US Food and Drug
Administration, Silver
Spring, MD



Mark C. Rogge, PhD
Biogen Idec, Cambridge,
MA.

8:00 AM – 8:30 AM

CONTINENTAL BREAKFAST

8:30 AM – 8:45 AM

OPENING COMMENTS

SESSION 1: ENABLING
PRECISION MEDICINE

8:45 AM – 9:15 AM

*Optimizing Study Outcomes,
Stratification & Enrichment Approaches
in Oncology*

Alice Chen, MD, National Cancer Institute,
Silver Spring, MD

9:15 AM – 9:45 AM

*Optimizing Study Outcomes,
Stratification & Enrichment Approaches
in Neurology*

Roger Lane, MD, MPH, Isis
Pharmaceuticals, Inc., Carlsbad, CA

9:45 AM – 10:15 AM

*Opportunities & Challenges with
Capturing Patient-Reported Outcome
Data Electronically*

Stephen Joel Coons, PhD, Critical Path
Institute, Tucson, AZ

10:15 AM – 10:30 AM

QUESTION AND ANSWER

10:30 AM – 10:45 AM

COFFEE BREAK

10:45 AM – 11:15 AM

*Use of Novel Data in Pursuit of
Precision Medicine*
Atul Butte, MD, University of California,
San Francisco, San Francisco, CA

11:15 AM – 11:45 AM

*Regulatory Perspectives in
Precision Medicine*
Michael Pacanowski, PharmD, MPH,
Silver Spring, MD

11:45 AM – 12:15 PM

Q&A WITH ROUNDTABLE
DISCUSSION

12:15 PM – 1:30 PM

LUNCH

SESSION 2: REGULATORY SCIENCE
AND POLICY

1:30 PM – 2:15 PM

*Pediatric Assessment in Drug
Development and Regulatory Approval*
TBD

Gilbert Burckart, PharmD, US Food and
Drug Administration, Silver Spring, MD

Mayumi Shikano, PhD, Pharmaceuticals
and Medical Devices Agency, Tokyo, Japan

2:15 PM – 2:45 PM

PANEL DISCUSSION

2:45 PM – 3:00 PM

BREAK

CHALLENGES IN GLOBAL DRUG DEVELOPMENT AND REGULATION PRE-CONFERENCE

3:00 PM – 4:15 PM

Drug Interaction Assessment in Drug Development and Regulatory Approval
TBD

Shiew-Mei Huang, PhD,
North Potomac, MD

Akihiro Ishiguro, PhD, Pharmaceuticals and
Medical Devices Agency, Tokyo, Japan

4:15 PM – 4:45 PM

PANEL DISCUSSION

4:45 PM – 5:15 PM

OPEN PANEL AND EMERGING
TOPICS IN GLOBAL DRUG
DEVELOPMENT

5:15 PM – 5:30 PM

CLOSING REMARKS



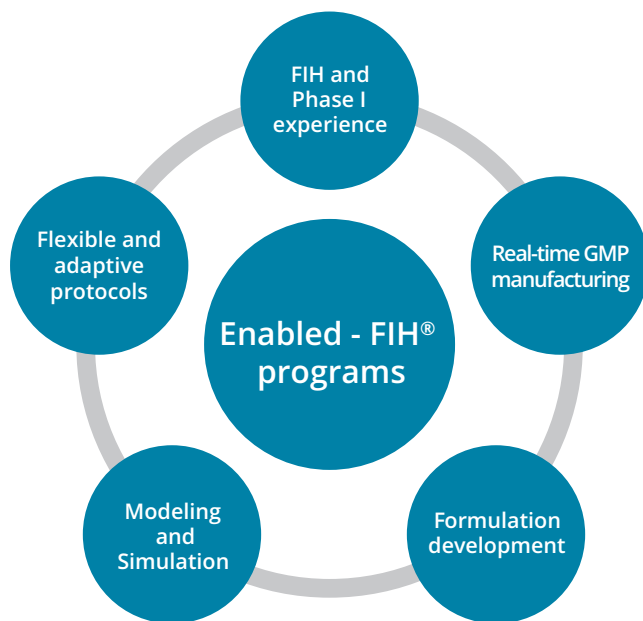
ONCOLOGY PRE-CONFERENCE

Innovating the pathway from First-in-Human to Proof of Concept

- Reduce time to Proof of Concept
- Minimize upfront investment costs
- Simplify the supply chain
- Eliminate drug substance wastage
- Adjust dose and formulation in direct response to emerging data
- All classes of molecule, all routes of delivery

Are you on the right path?

Visit us at **booth 31** to find out more



Tel: +1-800-769-3518

Email: info@quotientclinical.com

www.quotientclinical.com/FIH

QUANTITATIVE TRANSLATIONAL APPROACHES IN ONCOLOGY PRE-CONFERENCE

TUESDAY, MARCH 8

8:00 AM – 5:30 PM

AQUA D-F

CHAIRS

Karthik Venkatakrishnan, PhD, FCP, Takeda Pharmaceuticals, Cambridge, MA

Karen Rowland Yeo, PhD, Certera, Waterford, CT

8:00 AM – 8:30 AM

CONTINENTAL BREAKFAST

8:30 AM – 8:40 AM

WELCOME AND INTRODUCTION

8:40 AM – 9:25 AM

Personalized Medicine

Razelle Kurzrock, MD, University of California San Diego, San Diego, CA

9:25 AM – 9:50 AM

Systems Pharmacology and Modeling of Oncogene Signaling Networks for Rational Combinations

Daniel Kirouac, PhD, Merrimack Pharmaceuticals, Cambridge, MA

9:50 AM – 10:15 AM

PK/PD Efficacy Modeling of Combinations to Guide Scheduling and Sequencing

Sonya C. Tate, PhD, Eli Lilly & Company, Surrey, United Kingdom

10:15 AM – 10:35 AM

COFFEE BREAK

10:35 AM – 11:00 AM

Translational Safety Models in the Development of Oncology Compounds

Jay Mettetal, PhD, AstraZeneca, Waltham, MA

11:00 AM – 11:25 AM

Dose Optimization by Safety Guided Titration Approaches: Axitinib as a Case Example

Yazdi Pithavala, PhD, Pfizer Global R&D, San Diego, CA

11:25 AM – 11:50 AM

Model-Based Integration of Clinical Safety/Tolerability of Oncology Drugs to Optimize Dosing

Lena E. Friberg, PhD, Uppsala University, Uppsala, Sweden

11:50 AM – 12:15 PM

Therapeutic Drug Monitoring in Oncology Improves Patient Outcomes

Jeannine McCune, PharmD, University of Washington, Seattle, WA

12:15 PM – 1:45 PM

LUNCH/NETWORKING/POSTERS

POSTERS

For complete abstract content download the ASCPT Annual Meeting Mobile App.

PC-01

PHARMACOGENOMIC VARIANTS ASSOCIATED WITH CELLULAR SENSITIVITY TO IDELALISIB.

Presenter: Kristen Pettit, MD, University of Chicago

PC-02

CONCENTRATION-QTC ANALYSIS OF POLATUZUMAB VEDOTIN IN PATIENTS WITH B-CELL HEMATOLOGIC MALIGNANCIES.

Presenter: Dan Lu, PhD, Genentech

PC-03

PHARMACOKINETIC PREDICTION OF PACLITAXEL INDUCED PERIPHERAL NEUROPATHY.

Presenter: Dan L. Hertz, University of Michigan College of Pharmacy

PC-04

POPULATION PHARMACOKINETICS OF RECOMBINANT HUMAN SOLUBLE THROMBOMODULIN ALFA IN PEDIATRIC HEMATOLOGIC MALIGNANCY PATIENTS WITH DISSEMINATED INTRAVASCULAR COAGULATION.

Presenter: Masanobu Takeuchi, MD, The Hospital for Sick Children

QUANTITATIVE TRANSLATIONAL APPROACHES IN ONCOLOGY PRE-CONFERENCE

PC-05

INTEGRATED NON-CLINICAL AND CLINICAL RISK ASSESSMENT TO OBTAIN THE NEED FOR A DEDICATED QTC STUDY OF IXAZOMIB IN CANCER PATIENTS.

Presenter: Neeraj Gupta, PhD, Millennium Pharmaceuticals, Inc., a wholly owned subsidiary of Takeda Pharmaceutical Company Limited

PC-06

POTENTIAL OF TARGETING WEE1 AS THERAPY IN THE MANAGEMENT OF TRIPLE NEGATIVE BREAST CANCER.

Presenter: Gladys Morrison, PhD, The University of Chicago

PC-07

ASSOCIATION OF SINGLE NUCLEOTIDE POLYMORPHISMS IN IL8 AND IL13 WITH SUNITINIB-INDUCED TOXICITY IN PATIENTS WITH METASTATIC RENAL CELL CARCINOMA.

Presenter: Jesse Swen, Leiden University Medical Center

PC-08

GENETIC PREDICTORS OF EXEMESTANE PHARMACOKINETICS AND PHARMACODYNAMICS IN HEALTHY HUMAN VOLUNTEERS.

Presenter: Bryana J. Gregory, Harding University

PC-09

APPLICATION OF PBPK MODELING TO ASSESS THE VICTIM DDI POTENTIAL OF PACLITAXEL IN ONCOLOGY COMBINATION THERAPIES.

Presenter: Alice Ke, PhD, Simcyp (a Certara Company)

PC-10

EXPOSURE-RESPONSE (E-R) ANALYSIS OF OVERALL SURVIVAL (OS) FOR NIVOLUMAB IN PATIENTS WITH PREVIOUSLY TREATED ADVANCED OR METASTATIC NON-SMALL-CELL LUNG CANCER (NSCLC).

Presenter: Yan Feng, PhD, Bristol-Myers Squibb

PC-11

ASSESSMENT OF PHARMACOKINETIC INTERACTION BETWEEN RILLOTUMUMAB AND EPIRUBICIN, CISPLATIN, AND CAPECITABINE IN A PHASE III STUDY IN PATIENTS WITH METASTATIC GASTRIC CANCER.

Presenter: Yilong Zhang, PhD, Amgen, Inc.

PC-12

A SYSTEMS BIOLOGY APPROACH TO PREDICTING CARDIOTOXICITY ASSOCIATED WITH TYROSINE KINASE INHIBITORS.

Presenter: Shadia Zaman, PhD, US Food and Drug Administration

PC-13

POPULATION PHARMACOKINETIC STUDY OF METHOTREXATE IN CHINESE PEDIATRIC PATIENTS WITH ACUTE LYMPHOBLASTIC LEUKEMIA AND OSTEOSARCOMA.

Presenter: Tai Ning Lam, PharmD, PhD, Chinese University of Hong Kong

PC-14

STING PATHWAY ACTIVATION ENHANCES IMMUNE RESPONSE AND IMPROVES SURVIVAL IN MURINE MYELOID LEUKEMIA.

Presenter: Emily Curran, MD, University of Chicago

QUANTITATIVE TRANSLATIONAL APPROACHES IN ONCOLOGY PRE-CONFERENCE

PC-15

AMELIORATION OF CISPLATIN NEPHROTOXICITY BY NILOTINIB.

Presenter: Alix F. Leblanc, PhD, The Ohio State University

PC-16

MODEL-BASED ASSESSMENT OF DRUG-DRUG INTERACTION AND IMMUNOGENICITY ON THE PHARMACOKINETICS (PK) OF NIVOLUMAB AND IPILIMUMAB IN COMBINATION IN ADVANCED MELANOMA PATIENTS.

Presenter: Li Zhu, RPh, PhD, Bristol-Myers Squibb

PC-17

ASSESSMENT OF THE IMMUNOGENICITY OF NIVOLUMAB (NIVO) AND IPILIMUMAB (IPI) IN COMBINATION AND POTENTIAL IMPACT ON SAFETY AND EFFICACY IN PATIENTS WITH ADVANCED MELANOMA.

Presenter: Paul Statkevich, RPh, PhD, Bristol-Myers Squibb

PC-18

INTRINSIC AND EXTRINSIC DETERMINANTS OF PHARMACOKINETIC (PK) VARIABILITY OF CANCER THERAPEUTICS.

Presenter: Eric L. Reyner, Genentech

PC-19

PHASE I SINGLE AND MULTIPLE-DOSE PHARMACOKINETICS OF EPIDERMAL GROWTH FACTOR RECEPTOR (EGFR) INHIBITOR PF-06747775 IN ADVANCED NON-SMALL CELL LUNG CANCER (NSCLC) PATIENTS.

Presenter: Joanna C. Master, PharmD, Pfizer, Inc.

PC-20

NOVEL DELETERIOUS DIHYDROPYRIMIDINE DEHYDROGENASE VARIANTS MAY CONTRIBUTE TO 5-FLUOROURACIL SENSITIVITY IN AN EAST AFRICAN POPULATION.

Presenter: Tarig Elraiyah, Mayo Clinic

PC-21

POPULATION PHARMACOKINETIC (PK) ANALYSIS OF BORTEZOMIB (BTZ) IN PEDIATRIC LEUKEMIA PATIENTS (PTS): SUPPORT FOR BODY SURFACE AREA (BSA)-BASED DOSING IN PTS AGED 2-16 YRS.

Presenter: Michael J. Hanley, PharmD, PhD, Millennium Pharmaceuticals, Inc., a wholly owned subsidiary of Takeda Pharmaceutical Company Limited

PC-22

USE OF SUPPORTIVE CARE THERAPIES AMONG PEDIATRIC CANCER PATIENTS WITH HEMATOLOGIC MALIGNANCIES UNDERGOING CHEMOTHERAPY.

Presenter: Jonathan Constance, PhD, University of Utah

PC-23

IDENTIFICATION OF A NOVEL HIGH-AFFINITY CARRIER OF NUCLEOSIDE ANALOGUES.

Presenter: Christina D. Drenberg, PhD, The Ohio State University

PC-24

BIOMARKER OUTCOMES IN EARLY PHASE ONCOLOGY TRIALS INCLUDING NON-DIAGNOSTIC BIOPSIES.

Presenter: Randy F. Sweis, MD, University of Chicago

QUANTITATIVE TRANSLATIONAL APPROACHES IN ONCOLOGY PRE-CONFERENCE

PC-25

SUNITINIB-INDUCED HYPERTENSION IN CYP3A4 RS4646437 A-ALLELE CARRIERS WITH METASTATIC RENAL CELL CARCINOMA.

Presenter: Jesse J. Swen, PharmD, PhD, Leiden University Medical Center

PC-26

CHARACTERIZATION OF INOTUZUMAB OZOGAMICIN TIME-DEPENDENT CLEARANCE IN RELAPSED/REFRACTORY ACUTE LYMPHOBLASTIC LEUKEMIA PATIENTS BY NONLINEAR MIXED-EFFECTS ANALYSIS.

Presenter: May Garrett, Pfizer, Inc.

PC-27

NONHOMOGENEOUS DRUG PENETRANCE OF VELIPARIB MEASURED IN TRIPLE NEGATIVE BREAST TUMORS.

Presenter: Imke H. Bartelink, PharmD, PhD, University of California, San Francisco

1:45 PM – 2:30 PM

Clinical Perspective: Immuno-Oncology
Suresh S. Ramalingam, MD, Emory University School of Medicine, Atlanta, GA

2:30 PM – 2:55 PM

M&S Approaches for Immuno-Oncology
Amit Roy, PhD, Bristol-Myers Squibb, Plainsboro, NJ

2:55 PM – 3:20 PM

Disease Models in Oncology: Optimizing Trial Designs to Maximize POS
Rene Bruno, PhD, Certara, Marseille, France

3:20 PM – 3:45 PM

Special Considerations for Modeling Exposure-Response for Biologics
Yaning Wang, PhD, US Food and Drug Administration, Silver Spring, MD

**3:45 PM – 4:00 PM
BREAK**

4:00 PM – 5:00 PM

ORAL SESSION FROM POSTERS

For complete abstract content download the ASCPT Annual Meeting Mobile App.

OPC-1

PBPK-PD MODELING TO PROVIDE A TRANSLATIONAL RATIONALE BETWEEN DRUGS AND BETWEEN SPECIES: EXAMPLE OF TRAIL FUSION PROTEINS.

Presenter: Michael Block, PhD, Bayer Technology Services GmbH

OPC-2

A JOINT MODEL RELATING CHANGES IN PROSTATE SPECIFIC ANTIGEN (PSA) TO SURVIVAL IN CASTRATE RESISTANT PROSTATE CANCER (CRPC).

Presenter: Tu Mai, PhD, University of Chicago

OPC-3

QUANTITATIVE ASSESSMENT OF THE EFFICACY OF TAK-385, AN INVESTIGATIONAL, ORAL GNRH ANTAGONIST IN PROSTATE CANCER PATIENTS (PTS) TO OPTIMIZE TRIAL DESIGN AND DOSE SELECTION.

Presenter: Hélène Faessel, PharmD, PhD, Millennium Pharmaceuticals, Inc., a wholly owned subsidiary of Takeda Pharmaceutical Company Limited

OPC-4

COMBINED POPULATION PK MODELING AND DISPROPORTIONALITY ANALYSES TO ASSESS THE ASSOCIATION BETWEEN KINASE INHIBITION AND ADVERSE EVENTS.

Presenter: Jinzhong Liu, PhD, Indiana University School of Medicine

**5:00 PM – 5:30 PM
CLOSING REMARKS**

GENERAL INFORMATION

ACKNOWLEDGMENTS

ASCPT WOULD LIKE TO GIVE SPECIAL THANKS TO THE LEADERSHIP OF THE NETWORKS & COMMUNITIES AND RECOGNIZE THE CHAIRS AND VICE CHAIRS FOR THEIR DEDICATED LEADERSHIP OF IMPORTANT SOCIETY ENDEAVORS.

Anne C. Heatherington, PhD **Chair**
Quantitative Pharmacology (QP) Network

Karthik Venkatakrishnan, PhD, FCP **Vice Chair**
Quantitative Pharmacology (QP) Network

Amita S. Joshi, PhD **Chair**
Biologics Community

John D. Davis, PhD **Vice Chair**
Biologics Community

Sriram Krishnaswami, PhD **Chair**
Pharmacometrics and Pharmacokinetics (PMK) Community

Yu-Nien (Tom) Sun, PhD **Vice Chair**
Pharmacometrics and Pharmacokinetics (PMK) Community

Matthew Riggs, PhD **Chair**
Systems Pharmacology (SP) Community

Stephan Schmidt, PhD **Vice Chair**
Systems Pharmacology (SP) Community

Michelle A. Rudek, PharmD, PhD **Chair**
Translational & Precision Medicine (TPM) Network

Joan Korth-Bradley, PharmD, PhD **Vice Chair**
Translational & Precision Medicine (TPM) Network

Joseph C. Fleishaker, PhD **Chair**
Biomarkers and Translational Tools (BTT) Community

Ronda K. Rippley, PhD **Vice Chair**
Biomarkers and Translational Tools (BTT) Community

Radojka Savic, PhD **Chair**
Infectious Diseases (INF) Community

Larissa Wenning, PhD **Vice Chair**
Infectious Diseases (INF) Community

Kelly Dooley, MD, PhD **Vice Chair**
Infectious Diseases (INF) Community

Kathleen M. Giacomini, PhD **Chair**
International Transporter Consortium (ITC) Community

Shiew-Mei Huang, PhD **Vice Chair**
International Transporter Consortium (ITC) Community

Kim L.R. Brouwer, PharmD, PhD **Vice Chair**
International Transporter Consortium (ITC) Community

Kathryn Momary, PharmD, BCPS **Chair**
Pharmacogenomics (PMG) Community

Joseph Ware, PhD **Vice Chair**
Pharmacogenomics (PMG) Community

Stacy S. Shord, PharmD **Chair**
Oncology (ONC) Community

Mark Stroh, PhD **Vice Chair**
Oncology (ONC) Community

Sony Tuteja, PharmD, MS **Chair**
Organ Specific Diseases (OSD) Community

Kathleen M. Tornatore, PharmD **Vice Chair**
Organ Specific Diseases (OSD) Community

Richard Graham, PhD **Vice Chair**
Organ Specific Diseases (OSD) Community

Rima Kaddurah-Daouk, PhD **Chair**
Pharmacometabolomics (PM) Community

Thomas Hankemeier, BS, MSc, PhD **Vice Chair**
Pharmacometabolomics (PM) Community

Erica L. Woodahl, PhD **Chair**
Special Populations (SPO) Community

Catherine Sherwin, PhD **Vice Chair**
Special Populations (SPO) Community

Lei Zhang, PhD **Chair**
Development, Regulatory, & Outcomes (DRO) Network

Aubrey Stoch, MD **Vice Chair**
Development, Regulatory, & Outcomes (DRO) Network

Tobias Gerhard, PhD **Chair**
Drug Utilization & Outcomes (DUO) Community

Geert W. 't Jong, MD, PhD **Vice Chair**
Drug Utilization & Outcomes (DUO) Community

Christine Haller, MD **Chair**
Early Development & Drug Safety (EDDS) Community

John T. Sullivan, MD, ChB, FRACP **Vice Chair**
Early Development & Drug Safety (EDDS) Community

Megan A. Gibbs, PhD **Chair**
Regulatory Science (RS) Community

Robin O'Connor-Semmes, PharmD, PhD **Vice Chair**
Regulatory Science (RS) Community

GENERAL INFORMATION

ASCPT ANNUAL MEETING SPONSOR

American Society for Clinical Pharmacology and Therapeutics (ASCPT)
528 North Washington Street
Alexandria, VA 22314
Phone (703) 836-6981
Fax (703) 836-5223
Web www.ascpt.org

REGISTRATION HOURS INDIGO FOYER

TUESDAY, MARCH 8
7:00 AM – 3:00 PM

WEDNESDAY, MARCH 9
7:00 AM – 5:00 PM

THURSDAY, MARCH 10
7:00 AM – 5:00 PM

FRIDAY, MARCH 11
7:00 AM – 5:00 PM

SATURDAY MARCH 12
7:00 AM – 10:00 AM

TARGET AUDIENCE

Clinical pharmacologists and translational medicine scientists, including physicians, pharmacists, scientists, and others interested in learning about the most current advances in drug discovery, translational medicine, development, regulation and safe utilization of drugs in humans.

BADGES

For security reasons, all attendees MUST wear their badge at all times for admission to sessions, the poster and Exhibit Hall, and social events.

To provide a safe and secure meeting experience for all attendees, badge policies are in effect for the ASCPT Annual Meeting. Please have your picture ID ready to present when you pick up your badge materials. Once issued, badges are non-transferable.

If you need to have a badge reprinted, a photo ID is required.

RIBBONS

Ribbons are available at the Registration kiosk located in the Indigo Foyer. Please pick up the appropriate ribbons at the registration area.

ADA COMPLIANCE

ASCPT makes every effort to comply with the Americans with Disabilities Act. For additional information, please contact the ASCPT office at (703) 836-6981 or via email at meetings@ascpt.org.

ASCPT ETHICS STATEMENT

All scientific presentations at the ASCPT-sponsored events must adhere to the highest standards of scientific ethics, including acknowledgements or references to sources (both scientific and financial), and the absence of promotional content or endorsement of commercial products. Any conflict of interest must be disclosed prior to the meeting.

ASCPT DISCLAIMER STATEMENT

Speakers are responsible for the content and ideas shared in their oral and written presentations. ASCPT is not responsible for, nor do we endorse, any oral statements or written information given by presenters at this meeting.

WI-FI ACCESS

ASCPT is pleased to provide complimentary Wi-Fi access to our meeting attendees.

MEETING EVALUATIONS

Please take the time to evaluate the Annual Meeting and its daily sessions through the Annual Meeting App. Your feedback is important to us and is used to improve future meetings. We encourage all who attend the Annual Meeting and the Pre-conferences to complete the evaluation. Attendees will be provided with a certificate of attendance upon completion of the evaluation. The online evaluation will be available from March 8, 2016 – April 12, 2016.

GENERAL INFORMATION

ASCPT CENTRAL

INDIGO FOYER

ASCPT Central will be open during the following hours:

WEDNESDAY, MARCH 9

7:00 AM – 5:00 PM

THURSDAY, MARCH 10

7:00 AM – 5:00 PM

FRIDAY, MARCH 11

7:00 AM – 5:00 PM

SATURDAY, MARCH 12

7:00 AM – 10:00 AM

At the booth, you'll have the opportunity to:

- Update your membership record and profile
- Speak with a member of the *CPT*, *CTS* or *CPT:PSP* Editorial Staff
- Sign up to participate on various ASCPT Committees and Task Forces
- Volunteer as a *CPT*, *CTS* or *CPT:PSP* manuscript or abstract reviewer
- Join ASCPT or refer a colleague for membership

And much more!

CYBER CAFÉ

ASCPT is proud to offer the complimentary use of computers with high speed internet access during the Annual Meeting.

The Cyber Café is sponsored by



POSTER AND EXHIBIT HALL HOURS

SAPPHIRE BALLROOM

The Poster and Exhibit Hall will be open during the following hours:

WEDNESDAY, MARCH 9

4:30 PM – 6:30 PM

THURSDAY, MARCH 10

11:30 AM – 6:30 PM

FRIDAY, MARCH 11

7:00 AM – 2:00 PM

View the latest products and services from exhibitors, network with fellow attendees, and other special events offered daily in the Exhibit Hall.

POLICY ON PHOTOGRAPHY AND PHOTO RELEASE

Attendees of the ASCPT Annual Meeting agree to allow ASCPT and its official photographer and/or videographer to photograph or videotape them in the context of the meeting setting. Footage captured by the official ASCPT photographer/videographer may be used in future print and electronic promotional and archival materials.

NO PHOTOGRAPHY

Use of camera or digital recording devices by attendees is not permitted.

GENERAL INFORMATION

ASCPT LITERATURE DISPLAY

INDIGO FOYER

ASCPT members offer their latest publication flyers featuring scientific courses, recently published books, and other scientific events. The Literature Display is located near ASCPT Central and is open during registration hours, from Wednesday, March 9 until Saturday, March 12. Stop by ASCPT Central to speak to an ASCPT staff member for information on posting a flyer or for more information on the Literature Display.

ASCPT JOB BOARD

INDIGO FOYER

Looking for a new job? Recruiting for open positions? Stop by the ASCPT Job Board while you are at the Annual Meeting. The Job Board is located near ASCPT Central and is open during registration hours, from Wednesday, March 9 until Saturday, March 12. Stop by to speak to an ASCPT staff member to post a position, access resumes and learn about member discounts applicable to the online Career Center.

SPEAKER READY ROOM

INDIGO 204A

ASCPT provides technical support through the services available in the Speaker Ready Room, Indigo 204A. Speakers have the opportunity to review and revise their upcoming presentations. Speakers are strongly encouraged to check in to the Speaker Ready Room a minimum of 90 minutes in advance of their scheduled presentation. The A/V support staff will be available to make changes to presentations received in advance and assist with technical issues.

The Speaker Ready Room will be available during the following hours:

TUESDAY, MARCH 8

7:00 AM – 5:00 PM

WEDNESDAY, MARCH 9

7:00 AM – 5:00 PM

THURSDAY, MARCH 10

7:00 AM – 5:00 PM

FRIDAY, MARCH 11

7:00 AM – 5:00 PM

SATURDAY, MARCH 12

7:00 AM – 10:00 AM



HOTEL SAFETY

Your safety while attending the Annual Meeting is important to ASCPT and the Hilton Bayfront San Diego. In case of an emergency please dial 911 from the nearest house phone. Should there be a hotel emergency please follow the directions provided on the public address system and by hotel staff.



DAILY LUNCH TICKET

Buy your daily lunch ticket in the Poster and Exhibit Hall on Thursday and Friday. For \$20 you may select from a salad or other healthy option. Enjoy lunch in the Poster and Exhibit Hall while networking with exhibitors and viewing the posters.

GENERAL INFORMATION

ASCPT NETWORK AND COMMUNITY DESIGNATIONS

Communities are categorized into three main Networks: Quantitative Pharmacology (QP), Translational & Precision Medicine (TPM), and Development, Regulatory & Outcomes (DRO). Each Symposia, Workshop, Roundtable and Science at Sunrise session is correlated with or reflective of a Community. See the Scientific Agenda for the sessions representing your field of interest.

QUANTITATIVE PHARMACOLOGY (QP)

	Biologics
PMK	Pharmacometrics & Pharmacokinetics
SP	Systems Pharmacology

TRANSLATIONAL & PRECISION MEDICINE

BTT	Biomarker & Translational Tools
INF	Infectious Diseases
ITC	International Transporter Consortium
ONC	Oncology
OSD	Organ Specific Diseases
PMG	Pharmacogenomics
PM	Pharmacometabolomics
SPO	Special Populations

DEVELOPMENT, REGULATORY & OUTCOMES (DRO)

DUO	Drug Utilization & Outcomes
EDDS	Early Development & Drug Safety
RS	Regulatory Science

POLICY ON CHILDREN, SPOUSES AND GUESTS

The ASCPT Annual Meeting is geared toward adult participation. For their safety, children under the age of 16 are not permitted to attend any portion of the Annual Meeting, including but not limited to, educational sessions, networking and social events, and the Poster and Exhibit Hall.

If your child(ren) will accompany you to the conference and another adult will not be traveling with you, please make arrangements for care while you are attending conference functions.

If your spouse or a guest will accompany you to the Annual Meeting, please note that ASCPT does not offer spouse programs. However, the concierge at the Hilton Bayfront San Diego is adept at making arrangements for dining reservations, excursion reservations, providing shopping and transportation information, and answering general questions about local attractions.

Sponsored by



COMPLIMENTARY HEADSHOTS

Covance is proud to sponsor complimentary headshots for ASCPT Annual Meeting attendees. Take advantage of this opportunity to have a professional headshot taken by No appointment is necessary, and it will only take a few seconds of your time! Stop by the Exhibit Hall between 11:30 am – 6:30 pm on Thursday and 7:00 am – 2:00 pm on Friday for your professional headshot, which will be provided to you electronically.

GENERAL INFORMATION

AWARD RECIPIENTS

2016 GARY NEIL PRIZE FOR INNOVATION IN DRUG DEVELOPMENT



Peter K. Honig, MD, MPH
Senior Vice-President
Pfizer, Inc.

2016 WILLIAM B. ABRAMS AWARD IN GERIATRIC CLINICAL PHARMACOLOGY



Joseph T. Hanlon, PharmD
Professor
University of Pittsburgh

2016 HENRY W. ELLIOTT DISTINGUISHED SERVICE AWARD



Shiew-Mei Huang, PhD
Deputy Director
US Food and Drug
Administration

2016 ASCPT MENTOR AWARD



Scott A. Waldman, MD,
PhD

Samuel M.V. Hamilton
Professor and Chair
Thomas Jefferson
University

2016 LEON I. GOLDBERG EARLY INVESTIGATOR AWARD



Minoli A. Perera,
PharmD, PhD
Assistant Professor
University of Chicago

2015 TOP MEMBERSHIP RECRUITERS



Caroline Lee, PhD
Mayo Clinic



Liewei Wang, MD, PhD
Professor Mayo Clinic,
Mayo Foundation



Liewei Wang, MD, PhD
Mayo Clinic

2016 OSCAR B. HUNTER CAREER AWARD IN THERAPEUTICS



Brian L. Strom, MD, MPH
Chancellor
Rutgers, The State
University of New Jersey



Seung Hwan Lee, MD,
PhD
Seoul National University
Hospital

2016 RAWLS-PALMER PROGRESS IN MEDICINE AWARD



Kenneth Thummel, PhD
Associate Professor
University of Washington

GENERAL INFORMATION

2016 DAVID J. GOLDSTEIN TRAINEE AWARD



Tu H. Mai, PhD
University of Chicago

2016 JASON MORROW TRAINEE AWARD



Chia-Hsiang Hsueh, PhD
University of California,
San Francisco



Tore B. Stage, MSc Pharm
University of Southern
Denmark

ASCPT PRESIDENTIAL TRAINEE AWARD RECIPIENTS

Priya Bapat
University of Toronto

Laiyi Chua
Lilly-NUS Centre for Clinical Pharmacology

Tanima De, PhD
University of Chicago

Christina D. Drenberg, PhD
The Ohio State University College of
Pharmacy

Tarig Elraiyah
Mayo Clinic

Hani M. Ghazarian
UC San Diego Skaggs School of Pharmacy

Sonja Hartmann, PhD
University of Florida

Chia-Hsiang Hsueh, PhD
University of California, San Francisco

Kawita Kanhai, MD
Centre for Human Drug Research

Johannes Kast
University of Florida

Lisa H. Lam, PharmD
University of California, San Diego

Alix F. Leblanc, PhD
The Ohio State University

Xiaomin Liang
University of California, San Francisco

Chay Ngee Lim
University of Minnesota

Duan Liu, PhD
Mayo Clinic

Marcelo R. Luizon, PhD
University of California, San Francisco

Oyunbileg Magvanjav
University of Florida

Tu H. Mai, PhD
University of Chicago

Ryan P. McKillip
University of Chicago

Kana Mizuno, PhD
Cincinnati Children's Hospital Medical
Center

Kristen Pettit, MD
University of Chicago

Daniel Rotroff, PhD
North Carolina State University

Ana C. Sá
University of Florida

GENERAL INFORMATION

Mohamed H. Shahin
University of Florida

Valentina Shakhnovich, MD
Children's Mercy Hospital

Nithya Srinivas
University of North Carolina at Chapel Hill

Tore B. Stage, MSc Pharm
University of Southern Denmark

Marcus P.J. van Diemen, MD
Centre for Human Drug Research

Shadia Zaman, PhD
US Food and Drug Administration

Arik A. Zur, PhD
University of California, San Francisco

PHRMA FOUNDATION AWARDS

PRESENTER

Darrell R. Abernethy, MD, PhD
US Food and Drug Administration

2015 POST DOCTORAL FELLOWSHIPS IN TRANSLATIONAL MEDICINE



Jing Sun, PhD
Dana-Farber Cancer
Institute



Adam Swick, PhD
University of Wisconsin
School of Medicine

2015 RESEARCH STARTER GRANTS IN TRANSLATIONAL MEDICINE



Ritika Jaini, PhD
Cleveland Clinic



Georgios Paschos, PhD
University of Pennsylvania

2015 PAUL CALABRESI MEDICAL STUDENT FELLOWSHIP



Joyce Chen
University of California
San Diego

2016 FACULTY DEVELOPMENT AWARD



Crystal Clark, MD
Northwestern Feinberg
School of Medicine

2016 AWARD IN EXCELLENCE IN CLINICAL PHARMACOLOGY



David J. Greenblatt, MD
Tufts University School of
Medicine

CPT: PHARMACOMETRICS & SYSTEMS PHARMACOLOGY AWARD

PRESENTER

Piet H. van der Graaf, PhD, PharmD
Leiden Academic Centre for Drug
Research

RECIPIENT

Ron Keizer, PharmD, PhD
InsightRX/Pirana Software & Consulting

GENERAL INFORMATION

2015 DONORS

SOCIETY OF FOUNDERS

Michael H. Skinner, MD, PharmD
David W. Nierenberg, MD and
Joan Nierenberg

GARY NEIL PRIZE FOR INNOVATION IN DRUG DEVELOPMENT

Michael H. Skinner, MD, PharmD
Terrence F. Blaschke, MD & Jeannette
Blaschke, MD

LEON I. GOLDBERG YOUNG INVESTIGATOR AWARD

Kim L. R. Brouwer, PharmD, PhD
Joann L. Data, MD, PhD &
Herman Cantrell
John T. Sullivan, MD, ChB, FRACP

WILLIAM B. ABRAMS AWARD IN GERIATRIC CLINICAL PHARMACOLOGY

John F. Mullane, MD, PhD, JD

SHEINER-BEAL PHARMACOMETRICS AWARD

Bing Wang, PhD
Lei Zhang, PhD
Peter J. Rix, DABT
Jiraganya Bhongsatiern, MSPHarm

MALLE JURIMA-ROMET AWARD

Shiew-Mei Huang, PhD
Kellie Schoolar Reynolds, PharmD
Kim L. R. Brouwer, PharmD, PhD

SCIENTIFIC AWARDS

Gregory L. Kearns, PharmD, PhD &
Kathleen Neville, MD, MS

STUDENT/TRAINEE AWARDS & TRAVEL

Raymond J. Hohl, MD, PhD &
Nina Gannon, DVM
Gregory L. Kearns, PharmD, PhD &
Kathleen Neville, MD, MS
Kellie Schoolar Reynolds, PharmD
Kim L. R. Brouwer, PharmD, PhD
Julie A. Johnson, PharmD
Anne C. Heatherington, PhD
Anuradha Ramamoorthy, PhD
Joseph Alan Ware, PhD
Susan M. Abdel-Rahman, PharmD
Jing Liu, PhD

ASCPT/FDA ABRAMS LECTURE

Shiew-Mei Huang, PhD
Lei Zhang, PhD

BUILDING FUND

John F. Mullane, MD, PhD, JD

UNRESTRICTED GIFT

Shiew-Mei Huang, PhD
Mario L. Rocci, Jr., PhD
Mark J. Dresser, PhD
Bert L. Lum, PharmD
David Y. Mitchell, PhD
Sharon J. Swan, FASAE, CAE
Anne Zajicek, PharmD, MD
Virginia (Ginny) D. Schmith, PhD, FCP
Kellie Schoolar Reynolds, PharmD
Kim L. R. Brouwer, PharmD, PhD
Anne Heatherington, PhD
Walter Kraft, MD, FACP
Andre Terzic, MD, PhD, FAHA
Scott A. Waldman, MD, PhD, FCP
Geert W. 't Jong, MD, PhD
John Mendelson, MD
John Callaghan, MD, PhD
Michael H. Skinner, MD, PharmD
Neal L. Benowitz, MD
Pavur R. Sundarsesan, MD, PhD
D. Craig Brater, MD
Judith K. Jones, MD, PhD

GENERAL INFORMATION

Arnold G. Vulto, PhD, PharmD
Lei Zhang, PhD
Maurice G. Emery, PharmD, PhD
Richard L. Lalonde, PharmD
John A. Wagner, MD, PhD
Kathleen M. Tornatore, PharmD
P. Timothy Pollak, MD, PhD, FACP
Patrick K. Noonan, PhD
Michael J. Avram, PhD
John Vincent, MD, PhD
Sean Hennessy, PharmD, PhD
Jae-Gook Shin, MD, PhD
Susan E. Shoaf, PhD
Satsuki Yamada, MD, PhD
Leslie Z. Benet, PhD
Russ B. Altman, MD, PhD
Marcus M. Reidenberg, MD
Robert E. Vestal, MD
Robert L. Roe, MD
Peter R. Bieck, MD, PhD
George Giacoia, MD

MATCHING GIFTS

AMGEN

Ayco Charitable Foundation

Pfizer

GENERAL INFORMATION

OPENING SESSION

2:30 PM – 3:30 PM

INDIGO BCFG

Sponsored by:



STATE OF THE SOCIETY ADDRESS

Mario L. Rocci, Jr., PhD
ICON, President

AWARD PRESENTATIONS

*William B. Abrams Award in Geriatric
Clinical Pharmacology*

PRESENTER

Patricia W. Slattum, PharmD,
Virginia Commonwealth University

RECIPIENT

Joseph T. Hanlon, PharmD
University of Pittsburgh

*Henry W. Elliott Distinguished
Service Award*

PRESENTER

Lei Zhang, PhD
US Food and Drug Administration

RECIPIENT

Shiew-Mei Huang, PhD
US Food and Drug Administration

*Gary Neil Prize for Innovation in
Drug Development*

PRESENTER

Shiew-Mei Huang, PhD
US Food and Drug Administration

RECIPIENT

Peter K. Honig, MD, MPH
Pfizer, Inc.

2016 David J. Goldstein Trainee Award

PRESENTER

Mario L. Rocci, Jr., PhD
ICON

RECIPIENT

Tu H. Mai, PhD
University of Chicago

2016 Jason Morrow Trainee Award

PRESENTER

Mario L. Rocci, Jr., PhD
ICON

RECIPIENTS

Chia-Hsiang Hsueh, PhD
University of California, San Francisco

Tore B. Stage, MSc Pharm
University of Southern Denmark

2016 ASCPT Mentor Award

PRESENTER

Walter Kraft, MD, FACP
Thomas Jefferson University

RECIPIENT

Scott A. Waldman, MD, PhD
Thomas Jefferson University

PhRMA FOUNDATION AWARDS

PRESENTER

Darrell R. Abernethy, MD, PhD
US Food and Drug Administration

*2015 Post Doctoral Fellowships in
Translational Medicine*

Jing Sun, PhD
Dana-Farber Cancer Institute

Adam Swick, PhD
University of Wisconsin School of
Medicine

GENERAL INFORMATION

2015 Research Starter Grants in Translational Medicine

Ritika Jaini, PhD
Cleveland Clinic

Georgios Paschos, PhD
University of Pennsylvania

2015 Paul Calabresi Medical Student Fellowship

Joyce Chen
University of California San Diego

2016 Faculty Development Award

Crystal Clark, MD
Northwestern Feinberg School
of Medicine

2016 Award in Excellence in Clinical Pharmacology

David J. Greenblatt, MD
Tufts University School of Medicine

CPT: Pharmacometrics & Systems Pharmacology Award

PRESENTER

Piet H. van der Graaf, PhD, PharmD
Leiden Academic Centre for Drug
Research

RECIPIENT

Ron Keizer, PharmD, PhD
InsightRX/Pirana Software & Consulting

CEO REMARKS

Sharon J. Swan, FASAE, CAE

GENERAL INFORMATION

PRODUCT THEATERS & EXHIBITOR HOSTED EVENTS

Join our exhibitors as they host the following special events at this year's Annual Meeting:

BIOTELEMETRY RESEARCH PRODUCT THEATER



THURSDAY, MARCH, 10, 2016
8:00 – 9:00 AM
AQUA 310

*Complimentary breakfast
refreshments provided*

Meet with BioTelemetry Research as Polina Voloshko, MD, presents an engaging morning session, "Definitive Assessment of Cardia Safety in Phase I."

COVANCE HOSTED EVENT



THURSDAY, MARCH, 10, 2016
12:00 – 1:00 PM
AQUA 300

*Complimentary afternoon refreshments
provided*

Join Covance and Karen Cornelissen for an exclusive luncheon seminar, "FIH Trial Design: Increase Flexibility, Decrease Time and Cost, and Add Value to Your Asset."

QUOTIENT CLINICAL PRODUCT THEATER



FRIDAY, MARCH, 11, 2016
8:00 – 9:00 AM
AQUA 300

*Complimentary breakfast
refreshments provided*

Quotient Clinical will present case studies on integrated and adaptive clinical protocols combining healthy volunteer and POC investigations in this special presentation, "Accelerating Timelines from Candidate Selection to Proof-of-Concept with Enabled-FIH® Programs."

OMNICOMM INC. PRODUCT THEATER



FRIDAY, MARCH, 11, 2016
12:00 – 1:00 PM
SAPPHIRE BALLROOM

*Complimentary snacks & refreshments
provided*

Join OmniComm in the Product Theater located in the center of the Exhibit Hall for their exclusive special presentation.

Space is limited in these special events so if you did not RSVP, please be sure to arrive early to secure your spot or stop by ASCPT Central to indicate your desired attendance.

GENERAL INFORMATION

NETWORK & COMMUNITY MEETINGS

THURSDAY, MARCH 10

INFECTIOUS DISEASES (INF)
COMMUNITY MEETING
7:00 AM – 8:00 AM
AQUA 300

Led by INF Leadership

INTERNATIONAL TRANSPORTER
CONSORTIUM (ITC) COMMUNITY
MEETING

11:00 AM – 12:00 PM
AQUA 310

Led by ITC Leadership

SYSTEMS PHARMACOLOGY (SP)
COMMUNITY MEETING

3:00 PM – 4:00 PM
AQUA 300

Led by SP Leadership

PHARMACOGENOMICS (PMG)
COMMUNITY MEETING

3:00 PM – 4:00 PM
AQUA 310

Join PMG Leadership for this Community
Planning Meeting

DEVELOPMENT, REGULATORY
& OUTCOMES (DRO) NETWORK
MEETING

3:00 PM – 5:00 PM
INDIGO H

The DRO Network Meeting will include network business and administrative updates and scientific presentation and discussion. There will be break outs to Community-level interactions to mingle with Community leadership and members, and to facilitate ideas for future Annual Meeting Programming, Webinars, White Papers, and Scientific Collaborations. Communities represented will include: DUO, EDDS & RS.

PHARMACOMETABOLOMICS (PM)
COMMUNITY MEETING
5:00 PM – 6:00 PM
AQUA 300

Led by the PM Leadership

FRIDAY, MARCH 11
ONCOLOGY (ONC) COMMUNITY
MEETING

7:00 AM – 8:00 AM
AQUA 310

Led by the ONC Leadership

QUANTITATIVE PHARMACOLOGY
(QP) NETWORK MEETING
7:00 AM – 9:00 AM
INDIGO H

The Quantitative Pharmacology Network is comprised of 3 Communities – Pharmacometrics, Modeling and Kinetics (PMK), Biologics and Systems Pharmacology (SP). This meeting will have the following main areas of focus: Science: Abstracts will be selected for short presentation around “dose optimization” from across the 3 Communities with the aim of generating discussion to fuel the 2017 Annual Meeting programming. Grassroots programming for 2017: Fuel 2017 programming focused on QP by taking advantage of the ability to “match” and develop ideas together. Networking: Meet other like-minded members who share your passion for the quantitative aspects of clinical pharmacology, including the Network and Community leadership. Business: Hear how ASCPT is acting on its Strategic Plan, our new Webinar series and about our family of Journals.

SPECIAL POPULATIONS (SPO)
COMMUNITY MEETING

1:00 PM – 2:00 PM
AQUA 310

Join this meeting to discuss Community goals, education and communication along with 2017 proposal ideas.

GENERAL INFORMATION

DRUG UTILIZATION & OUTCOMES (DUO; FORMERLY SAF) COMMUNITY MEETING

3:00 PM – 4:00 PM

AQUA 310

Led by DUO Leadership

BIOLOGICS COMMUNITY MEETING

5:00 PM – 6:00 PM

AQUA 300

Led by Biologics Leadership

TRANSLATIONAL & PRECISION MEDICINE (TPM) NETWORK MEETING

3:00 PM – 5:00 PM

Multiple presentations on the theme of Precision Medicine by TPM Communities followed by an interactive roundtable discussion. Communities represented will include: BTT, INF, ITC, ONC, OSD, PMG, PM, SPO.

ANNUAL MEETING MOBILE APP

The Annual Meeting Program can be in the palm of your hands! Download the ASCPT 2016 Annual Meeting Mobile App today.

Sponsored by



QUOTIENT CLINICAL
The Translational Pharmaceuticals Company

GET UP-TO-THE-MINUTE INFORMATION INCLUDING:

- The current program schedule
- Speaker information
- Exhibitor and sponsor details
- Live Twitter feeds
- Floor plans
- Attendee list and attendee-to-attendee communication
- Session Evaluations

IPHONE, IPAD, IPOD TOUCH USERS


Search "ASCPT 2016" to download the app from the Apple App Store.

ANDROID USERS


Search "ASCPT 2016" to download the app from the Google Play Marketplace.

WINDOWS, BLACKBERRY, OTHER SMART PHONES/ MOBILE DEVICES, LAPTOPS AND DESKTOP USERS

Go to <https://guidebook.com/app/ASCPT/> and bookmark it.



PROGRAM & SCIENTIFIC AGENDA



PROGRAM &
SCIENTIFIC AGENDA

YOUR FEEDBACK IS IMPORTANT TO US!



EXCELLENT
GOOD
AVERAGE
FEEDBACK

Complete the ASCPT Annual Meeting online evaluation via the ASCPT 2016 Annual Meeting App to be entered in a drawing for **complimentary registration** to the ASCPT 2017 Annual Meeting at the Washington Marriott Wardman Park, Washington, DC.

VISIT WWW.ASCPT.ORG TO DOWNLOAD THE ASCPT 2016 ANNUAL MEETING APP AND CLICK ON THE EVALUATION LINK.

PROGRAM &
SCIENTIFIC AGENDA

CONNECT WITH US



PROGRAM & SCIENTIFIC AGENDA

TUESDAY, MARCH 8, 2016

1:00 PM – 5:00 PM

CPT ASSOCIATE EDITOR MEETING

INDIGO 202A

(By Invitation Only)

5:30 PM – 7:30 PM

PGRN MEETING

INDIGO 202B

(By Invitation Only)

WEDNESDAY, MARCH 9, 2016

7:00 AM – 9:30 AM

BOARD OF DIRECTORS MEETING

AQUA BOARDROOM

(By Invitation Only)

8:00 AM – 12:00 PM

PSP ASSOCIATE EDITOR MEETING

INDIGO 202A

(By Invitation Only)

8:00 AM – 12:00 PM

CTS ASSOCIATE EDITOR MEETING

INDIGO 202B

(By Invitation Only)

8:00 AM – 2:00 PM

CAREER BOOTCAMP

AQUA A/B

CHAIRS

Anuradha Ramamoorthy, PhD, US Food and Drug Administration, Silver Spring, MD

Catherine M. T. Sherwin, BSc(Hons), PhD, University of Utah School of Medicine, Salt Lake City, UT

8:00 AM

BREAKFAST AND INTRODUCTION

8:20 AM

A Day in the Life of a Clinical Pharmacologist Series

CHAIR

Dionna Green, MD, US Food and Drug Administration, Silver Spring, MD

SPEAKERS

INTRODUCTION

Dionna Green, MD, US Food and Drug Administration, Silver Spring, MD

A Day in the Life of a Clinical Pharmacologist in the Industry
Aubrey Stoch, MD, Merck Inc., Rahway, NJ

A Day in the Life of a Clinical Pharmacologist in Academia
Craig W. Hendrix, MD, Johns Hopkins University, Baltimore, MD

A Day in the Life of a Clinical Pharmacologist in the FDA
Edward Dennis Bashaw, PharmD, US Food and Drug Administration, Silver Spring, MD

PANEL DISCUSSION

9:20 AM

BREAK

PROGRAM & SCIENTIFIC AGENDA

WEDNESDAY, MARCH 9, 2016

9:30 AM

Here is What You Need to Know About Clinical Pharmacology Internships in Government and Industry

CHAIR

Anuradha Ramamoorthy, PhD, US Food and Drug Administration, Silver Spring, MD

SPEAKERS

Introduction

Anuradha Ramamoorthy, PhD, US Food and Drug Administration, Silver Spring, MD

Why do an Internship?

Lawrence J. Lesko, PhD, FCP, University of Florida, Orlando, FL

Internship Opportunities in Clinical and Translational Research at the NIH

William D. Figg, PharmD, National Cancer Institute, Bethesda, MD

Internship Opportunities at the FDA

Gilbert J. Burckart, PharmD, US Food and Drug Administration, Silver Spring, MD

Internship Opportunities in the Industry

Bert L. Lum, PharmD, Genentech, South San Francisco, CA

PANEL DISCUSSION

10:45 AM BREAK

11:00 AM

Clinical Pharmacology Postdoctoral Fellowships in the Academia, Government and Industry

CHAIR

Anuradha Ramamoorthy, PhD, US Food and Drug Administration, Silver Spring, MD

SPEAKERS

Introduction

Anuradha Ramamoorthy, PhD, US Food and Drug Administration, Silver Spring, MD

Fellowship Opportunities in Academia

Kathleen M. Giacomini, PhD, School of Pharmacy, University of California San Francisco, San Francisco, CA

Fellowship Opportunities at the NIH

Anne Zajicek, MD, PharmD, National Institutes of Health, Bethesda, MD

Fellowship Opportunities at the FDA

Anuradha Ramamoorthy, PhD, US Food and Drug Administration, Silver Spring, MD

Fellowship Opportunities in the Industry

Kathleen M. Hillgren, PhD, Eli Lilly and Company, Indianapolis, IN

PANEL DISCUSSION

12:30 PM

Lunch and Learn: Job Search Strategies for Clinical Pharmacologists

SPEAKER

Bill Lindstaedt, MS, University of California San Francisco, San Francisco, CA

1:15 PM

BEING MENTORED

CHAIR

Catherine M. T. Sherwin, BSc(Hons), PhD, University of Utah School of Medicine, Salt Lake City, UT

SPEAKERS

INTRODUCTION

Catherine M. T. Sherwin, BSc(Hons), PhD, University of Utah School of Medicine, Salt Lake City, UT

Why Do You Need to be Mentored?

Patricia W. Slattum, PharmD, PhD, Virginia Commonwealth University, Richmond, VA

What Have I Learned from Being a Mentor?

Myong Jin Kim, PharmD, US Food and Drug Administration, Silver Spring, MD

 Discovery

 Regulation

 Development

 Utilization

PROGRAM & SCIENTIFIC AGENDA

WEDNESDAY, MARCH 9, 2016

What are the Benefits of the ASCPT Mentoring Program and How do You Sign Up?

Mary Peace McRae, PharmD, PhD,
Virginia Commonwealth University,
Richmond, VA

PANEL DISCUSSION

8:00 AM – 2:00 PM

SPECIAL SESSION

Scientific Horizons and Opportunities in Pharmacogenomics Research

INDIGO A/E

Organized by the Pharmacogenomics Research Network (PGRN)

Breakfast available at 7:30 am to all registered attendees of this Special Session.

8:00 AM

SPEAKER

Overview of PGRN Transition

Rochelle M. Long, PhD, National Institutes of Health, Bethesda, MD

8:15 AM

EMERGING HORIZONS IN PHARMACOGENOMICS RESEARCH

CHAIR

Mary Relling, PharmD, St. Jude Children's Research Hospital, Memphis, TN

SPEAKERS

Center for Precision Medicine in Leukemia: Genome Variants Influencing de novo and Acquired Resistance to Antileukemic Agents

William E. Evans, PharmD, St. Jude Children's Research Hospital, Memphis, TN

The Vanderbilt P50 Center: New Approaches to Evaluating the Genetics of Adverse Drug Reactions
Elizabeth J. Phillips, MD, Vanderbilt University, Nashville, TN

System Pharmacogenomics of Statin Therapy

Ronald M. Krauss, MD, Children's Hospital Oakland Research Institute, Oakland, CA

Improving Clinical Outcomes Through Pharmacogenomics

Julie A. Johnson, PharmD, University of Florida, Gainesville, FL

10:15 AM

BREAK

10:30 AM

PHARMACOGENOMICS RESOURCES OF THE PGRN

CHAIR

Sook Wah Yee, PhD, University of California San Francisco, San Francisco, CA

SPEAKERS

Warfarin Pharmacogenomics in Alaskan Natives: Focus on Novel Pharmacogene Variant Function

Allan E. Rettie, PhD, University of Washington, Seattle, WA

Clinical Pharmacogenetics

Implementation Consortium

Mary Relling, PharmD, St. Jude Children's Research Hospital, Memphis, TN

PharmGKB: Pharmacogenomics

Knowledge for Precision Medicine

Teri E. Klein, PhD, Stanford University, Palo Alto, CA

11:45 AM

LUNCH

12:15 PM

PANEL DISCUSSION ON PARTNERSHIP OPPORTUNITIES

PROGRAM & SCIENTIFIC AGENDA

WEDNESDAY, MARCH 9, 2016

CHAIRS

Kathleen M. Giacomini, PhD, School of Pharmacy, University of California San Francisco, San Francisco, CA

Rachel F. Tyndale, PhD, Section Head, Pharmacogenetics, Centre for Addiction and Mental Health, University of Toronto, Toronto, ON, Canada

SPEAKERS

INTRODUCTION

Kathleen M. Giacomini, PhD, School of Pharmacy, University of California San Francisco, San Francisco, CA

PGRN WEBSITE

Megan Riel-Mehan, University of California San Francisco, San Francisco, CA

PANELIST

Alan R. Shuldiner, MD, Regeneron Genetics Center, Tarrytown, NY

PANELIST

Richard Weinshilboum, MD, Mayo Clinic, Rochester, MN

1:30 PM

Pharmacogenetic Implementation Initiatives in Europe

Ron H.N. van Schaik, PhD, Erasmus University, Rotterdam, Netherlands

Pharmacogenetic Implementation Initiatives in Europe

Jesse J. Swen, PharmD, PhD, Leiden University Medical Centre, Leiden, Netherlands

10:00 AM – 12:00 NOON

**ASCPT-ASIA PACIFIC SYMPOSIUM:
RACIAL/ETHNIC DIFFERENCES IN
DRUG RESPONSE**
INDIGO D

CHAIRS

Keith D. Wilner, PhD, Pfizer Global Research and Development, San Diego, CA

Masako P. Nakano, MD, PhD, Eli Lilly Japan K.K., Kobe, Japan

SPEAKERS

Factors Influencing Racial/Ethnic Differences in Drug Responses

Jae-Gook Shin, MD, PhD, Inje University College of Medicine, Busan Paik Hospital, Busan, Korea, Republic of

Genetic Admixture and Drug Response

Esteban Burchard, MD, MPH, University of California San Francisco, San Francisco, CA

Ethnic Differences in Pharmacokinetics and Pharmacodynamics: Review

Experiences of New Drugs for Hepatitis C Virus Infection

Naomi Nagai, PhD, Pharmaceuticals and Medical Devices Agency, Tokyo, Japan

Green Tea Effects on Pharmacokinetics and Pharmacodynamics

Shingen Misaka, PhD, Fukushima Medical University School of Medicine, Fukushima, Japan

11:30 AM – 1:00 PM

**NETWORK AND COMMUNITY
STEERING COMMITTEE MEETING**

AQUA 300

(By Invitation Only)

1:00 PM – 2:00 PM

NEW MEMBER WELCOME
AQUA 310

2:00 PM – 2:30 PM

AWARDS RECEPTION
INDIGO 202B

(By Invitation Only)

 Discovery

 Regulation

 Development

 Utilization

PROGRAM & SCIENTIFIC AGENDA

WEDNESDAY, MARCH 9, 2016

2:30 PM - 3:30 PM

OPENING SESSION

INDIGO BCFG

Sponsored by:



STATE OF THE SOCIETY ADDRESS

Mario L. Rocci, Jr., PhD

ICON, President

AWARD PRESENTATIONS

William B. Abrams Award in Geriatric Clinical Pharmacology

PRESENTER

Patricia W. Slattum, PharmD,
Virginia Commonwealth University

RECIPIENT

Joseph T. Hanlon, PharmD
University of Pittsburgh

Henry W. Elliott Distinguished Service Award

PRESENTER

Lei Zhang, PhD
US Food and Drug Administration

RECIPIENT

Shiew-Mei Huang, PhD
US Food and Drug Administration

Gary Neil Prize for Innovation in Drug Development

PRESENTER

Shiew-Mei Huang, PhD
US Food and Drug Administration

RECIPIENT

Peter K. Honig, MD, MPH
Pfizer, Inc.

2016 David J. Goldstein Trainee Award

PRESENTER

Mario L. Rocci, Jr., PhD
ICON

RECIPIENT

Tu H. Mai, PhD
University of Chicago

2016 Jason Morrow Trainee Award

PRESENTER

Mario L. Rocci, Jr., PhD
ICON

RECIPIENTS

Chia-Hsiang Hsueh, PhD
University of California, San Francisco

Tore B. Stage, Msc Pharm
University of Southern Denmark

2016 ASCPT Mentor Award

PRESENTER

Walter Kraft, MD, FACP
Thomas Jefferson University

RECIPIENT

Scott A. Waldman, MD, PhD
Thomas Jefferson University

PhRMA FOUNDATION AWARDS

PRESENTER

Darrell R. Abernethy, MD, PhD
US Food and Drug Administration

2015 Post Doctoral Fellowships in Translational Medicine

Jing Sun, PhD
Dana-Farber Cancer Institute

Adam Swick, PhD
University of Wisconsin School of Medicine

2015 Research Starter Grants in Translational Medicine

Ritika Jaini, PhD
Cleveland Clinic

Georgios Paschos, PhD
University of Pennsylvania

PROGRAM & SCIENTIFIC AGENDA

WEDNESDAY, MARCH 9, 2016

2015 Paul Calabresi Medical Student Fellowship
Joyce Chen
University of California San Diego

2016 Faculty Development Award
Crystal Clark, MD
Northwestern Feinberg School of Medicine

2016 Award in Excellence in Clinical Pharmacology
David J. Greenblatt, MD
Tufts University School of Medicine

CPT: Pharmacometrics & Systems Pharmacology Award
PRESENTER
Piet H. van der Graaf, PhD, PharmD
Leiden Academic Centre for Drug Research

RECIPIENT
Ron Keizer, PharmD, PhD
InsightRX/Pirana Software & Consulting

CEO REMARKS
Sharon J. Swan, FASAE, CAE

3:30 PM – 4:30 PM
STATE OF THE ART LECTURE
INDIGO BCFG

CHAIR
Kathleen M. Giacomini, PhD, School of Pharmacy, University of California San Francisco, San Francisco, CA

SPEAKER



Accelerating Discovery Through Human Genetics
Anne Wojcicki, 23andMe,
Mountain View, CA

4:30 PM – 6:30 PM
OPENING RECEPTION
SAPPHIRE BALLROOM

Sponsored by:



4:30 PM – 6:30 PM
EXHIBIT HALL
SAPPHIRE BALLROOM

4:45 PM – 5:45 PM
SHOWCASE OF TOP TRAINEE ABSTRACTS
SAPPHIRE BALLROOM

For complete abstract content download the ASCPT Annual Meeting Mobile App.

PT-01
EVALUATING THE TRANSPLACENTAL TRANSFER OF APIXABAN USING A DUALY PERFUSED ISOLATED HUMAN PLACENTAL LOBULE.
Presenter: Priya Bapat, University of Toronto

PT-02
MODELING ALZHEIMER'S DISEASE (AD) PROGRESSION ON A PATHOLOGICAL TIMELINE.
Presenter: Laiyi Chua, Lilly-NUS Centre for Clinical Pharmacology

PT-03
GENOME-WIDE ASSOCIATION STUDY TO IDENTIFY THE GENETIC DETERMINANTS OF WARFARIN INDUCED HEMORRHAGIC COMPLICATIONS IN AFRICAN AMERICANS (AAS).
Presenter: Tanim De, PhD, University of Chicago

PROGRAM & SCIENTIFIC AGENDA

WEDNESDAY, MARCH 9, 2016

PT-04

IDENTIFICATION OF A NOVEL HIGH-AFFINITY CARRIER OF NUCLEOSIDE ANALOGUES.

Presenter: Christina Drenberg, PhD, The Ohio State University College of Pharmacy

PT-05

NOVEL DELETERIOUS DIHYDROPYRIMIDINE DEHYDROGENASE VARIANTS MAY CONTRIBUTE TO 5-FLUOROURACIL SENSITIVITY IN AN EAST AFRICAN POPULATION.

Presenter: Tarig Elraiyah, Mayo Clinic

PT-06

PHYSIOLOGICALLY BASED PHARMACOKINETIC (PBPK) MODELING TO PREDICT CLINICAL EFFECT OF PROTON PUMP INHIBITORS (PPI) ON EXPOSURE OF ANTICANCER PROTEIN KINASE INHIBITORS (PKI).

Presenter: Hani Ghazarian, UC San Diego Skaggs School of Pharmacy

PT-07

DEVELOPMENT OF A SYSTEMS PHARMACOLOGY MODEL TO PREDICT THE EFFECTS OF WARFARIN AND RIVAROXABAN ON THE HUMAN COAGULATION NETWORK.

Presenter: Sonja Hartmann, PhD, University of Florida

PT-08

THE ACTIVITIES OF ORGANIC ANION TRANSPORTERS, OATP1B1/1B3 AND OAT1/3 ARE MODULATED BY UREMIC TOXINS.

Presenter: Chia-Hsiang Hsueh, PhD, University of California, San Francisco

PT-09

QUANTIFYING MYELIN KINETICS IN HEALTHY SUBJECTS USING DEUTERIUM LABELING.

Presenter: Kawita Kanhai, MD, Centre for Human Drug Research

PT-10

ASSESSMENT OF COVARIATE EFFECT BASED ON INDIVIDUAL PATIENT DATA VS. MODEL-BASED META-ANALYSIS OF AGGREGATE DATA FOR DPP-4 INHIBITORS.

Presenter: Johannes Kast, University of Florida

PT-11

EXPOSURE-RESPONSE (ER) ANALYSIS OF AXITINIB IN PATIENTS WITH METASTATIC OR UNRESECTABLE LOCALLY ADVANCED THYROID CANCER (TC).

Presenter: Lisa Lam, PharmD, University of California, San Diego

PT-12

AMELIORATION OF CISPLATIN NEPHROTOXICITY BY NILOTINIB.

Presenter: Alix Leblanc, PhD, The Ohio State University

PT-13

METFORMIN IS A SUBSTRATE AND INHIBITOR OF THE HUMAN INTESTINAL THIAMINE TRANSPORTER 2 (THTR-2; SLC19A3).

Presenter: Xiaomin Liang, University of California, San Francisco

PT-14

IMPACT OF CORRELATION STRUCTURE ASSUMPTIONS ON MODEL-BASED META-ANALYSIS OF AGGREGATE LONGITUDINAL DATA.

Presenter: Chay Ngee Lim, PhD, University of Minnesota

PT-15

ERICH3 GENETIC VARIATION ASSOCIATED WITH PLASMA SEROTONIN AND CHANGE IN PLASMA SEROTONIN AFTER SSRI THERAPY: PHARMACOMETABOLOMICS-INFORMED PHARMACOGENOMICS.

Presenter: Duan Liu, PhD, Mayo Clinic

PROGRAM & SCIENTIFIC AGENDA

WEDNESDAY, MARCH 9, 2016

PT-16

GENOMIC IDENTIFICATION AND FUNCTIONAL CHARACTERIZATION OF METFORMIN-RESPONSIVE REGULATORY ELEMENTS.

Presenter: Marcelo Luizon, PhD, University of California San Francisco

PT-17

PHARMACOGENETIC ASSOCIATION OF SS1-ADRENERGIC RECEPTOR SER49GLY POLYMORPHISM WITH OUTCOMES IN THE SECONDARY PREVENTION OF SMALL SUBCORTICAL STROKES (SPS3) TRIAL.

Presenter: Oyunbileg Magvanjav, University of Florida

PT-18

A JOINT MODEL RELATING CHANGES IN PROSTATE SPECIFIC ANTIGEN (PSA) TO SURVIVAL IN CASTRATE RESISTANT PROSTATE CANCER (CRPC).

Presenter: Tu Mai, PhD, University of Chicago

PT-19

PATIENT (PT) PERCEPTIONS OF CARE AS INFLUENCED BY THE IMPLEMENTATION OF A LARGE INSTITUTIONAL PHARMACOGENOMIC TESTING PROGRAM.

Presenter: Ryan McKillip, University of Chicago

PT-20

ECULIZUMAB POPULATION PHARMACOKINETICS AND PHARMACODYNAMICS IN PATIENTS WITH HEMATOPOIETIC STEM CELL TRANSPLANT-ASSOCIATED THROMBOTIC MICROANGIOPATHY (HSCT-TMA).

Presenter: Kana Mizuno, PhD, Cincinnati Children's Hospital Medical Center

PT-21

PHARMACOGENOMIC VARIANTS ASSOCIATED WITH CELLULAR SENSITIVITY TO IDELALISIB.

Presenter: Kristen Pettit, MD, University of Chicago

PT-22

PHARMACOMETABOLOMICS SIGNATURES FROM WOMEN WITH PREMENSTRUAL DYSPHORIC DISORDER ADMINISTERED ESTRADIOL AND PROGESTERONE TREATMENT.

Presenter: Daniel Rotroff, PhD, North Carolina State University

PT-23

HYPERTENSION (HTN)/BLOOD PRESSURE (BP) SIGNATURE GENES AND BP RESPONSE TO THIAZIDE DIURETICS (TD): RESULTS FROM PEAR AND PEAR-2 STUDIES.

Presenter: Ana Sá, University of Florida

PT-24

FINDING A NEEDLE IN THE HAYSTACK FOR THIAZIDE DIURETIC RESPONSE USING GENOMICS/ TRANSCRIPTOMICS IN THE PHARMACOGENOMIC EVALUATION OF ANTIHYPERTENSIVE RESPONSES (PEAR) STUDY.

Presenter: Mohamed Shahin, University of Florida

PT-25

EFFECT OF OBESITY ON CYP2C19 METABOLISM IN CHILDREN.

Presenter: Valentina Shakhnovich, MD, Children's Mercy Hospital

PT-26

ANTIRETROVIRAL DRUG EXPOSURE IN CEREBROSPINAL FLUID (CSF) AS A PREDICTOR OF NEUROCOGNITIVE OUTCOMES IN HIV INFECTED PATIENTS.

Presenter: Nithya Srinivas, University of North Carolina at Chapel Hill

 Discovery

 Regulation

 Development

 Utilization

PROGRAM & SCIENTIFIC AGENDA

WEDNESDAY, MARCH 9, 2016

PT-27

CHANGE IN INTERNATIONAL NORMALIZED RATIO AMONG PATIENTS TREATED WITH DICLOXACILLIN AND VITAMIN K ANTAGONISTS.

Presenter: Tore Stage, University of Southern Denmark

PT-28

NOVEL IN VIVO HUMAN MODEL FOR TRANSIENT MITOCHONDRIAL DYSFUNCTION: SIMVASTATIN-INDUCED MITOCHONDRIAL DYSFUNCTION IN HEALTHY SUBJECTS AND ITS REVERSIBILITY BY UBIQUINOL.

Presenter: Marcus van Diemen, MD, Centre for Human Drug Research

PT-29

A SYSTEMS BIOLOGY APPROACH TO PREDICTING CARDIOTOXICITY ASSOCIATED WITH TYROSINE KINASE INHIBITORS.

Presenter: Shadia Zaman, PhD, US Food and Drug Administration

PT-30

SCREENING A LIBRARY OF DRUGS WITH CNS ACTIVITY TO IDENTIFY SUBSTRATES OF ORGANIC CATION INFLUX TRANSPORTERS.

Presenter: Arik Zur, PhD, University of California, San Francisco

5:45 PM – 6:30 PM

POSTER WALK

Essential Tools for Precision Medicine
SAPPHIRE FOYER

CHAIR

John A. Wagner, MD, PhD, Takeda Pharmaceuticals

For complete abstract content download the ASCPT Annual Meeting Mobile App.

PWI-1

PHARMACOMETABOLOMICS SIGNATURES FROM WOMEN WITH PREMENSTRUAL DYSPHORIC DISORDER ADMINISTERED ESTRADIOL AND PROGESTERONE TREATMENT.

Presenter: Daniel Rotroff, PhD, North Carolina State University

PWI-2

INVESTIGATING THE EPIGENETIC DYSREGULATION OF APOPTOSIS GENES IN PANCREATIC CANCER PATIENTS AND THEIR POTENTIAL IMPLICATION IN PREDICTING CHEMOTHERAPEUTIC OUTCOME.

Presenter: Lee Cheng Phua, PhD, Singapore General Hospital

PWI-3

A METFORMIN METABOLOMIC EXPRESSION PROFILE STUDY UTILIZING AN ELECTRONIC HEALTH RECORD (EHR)-LINKED BIOREPOSITORY AND INTEGRATIVE MOLECULAR EPIDEMIOLOGY APPROACHES.

Presenter: Matthew Breitenstein, PhD, Mayo Clinic

PWI-4

NOVEL IN VIVO HUMAN MODEL FOR TRANSIENT MITOCHONDRIAL DYSFUNCTION: SIMVASTATIN-INDUCED MITOCHONDRIAL DYSFUNCTION IN HEALTHY SUBJECTS AND ITS REVERSIBILITY BY UBIQUINOL.

Presenter: Marcus van Diemen, MD, Centre for Human Drug Research

PWI-5

EVALUATION OF HYPOXIA ADAPTATION IN NEUROBLASTOMA IDENTIFIES REPRODUCIBLE TRANSCRIPTIONAL AND PHENOTYPIC RESPONSES.

Presenter: Mark Applebaum, MD, University of Chicago

PROGRAM & SCIENTIFIC AGENDA

THURSDAY, MARCH 10, 2016

7:00 AM – 8:00 AM

INFECTIOUS DISEASES (INF)
COMMUNITY MEETING
AQUA 300

Led by INF Chair and Vice Chair

7:00 AM - 9:00 AM

AMERICAN BOARD OF CLINICAL
PHARMACOLOGY (ABCP) BOARD
MEETING
(By Invitation Only)
ELEVATION

7:30 AM – 9:00 AM

ROUNDTABLE
*How Should Simulated DDI Results be
Communicated in the Label?*
INDIGO A/E

COMMUNITIES

Regulatory Science (RS), Pharmacometrics
& Pharmacokinetics (PMK)



CHAIRS

Ping Zhao, PhD, US Food and Drug
Administration, Silver Spring, MD

Vikram Sinha, PhD, Rockville, MD

PANELISTS

Lawrence J. Lesko, PhD, FCP, University
of Florida, Orlando, FL

Joseph Grillo, PharmD, US Food and Drug
Administration, Silver Spring, MD

TBD

Jack Cook, PhD, Pfizer Inc., Groton, CT

Upon completion of this Roundtable
Session, the attendee should be able to:

- Discuss recent regulatory experience
in including PBPK simulation results in
US labels and discuss challenges and
heterogeneity of using simulated data
for regulatory decision making; and

- Brainstorm solutions towards clarity and
consistency of using PBPK information
in product labels.

7:30 AM – 9:00 AM

PSP EDITORIAL BOARD MEETING
AQUA A/B
(By Invitation Only)

7:30 AM – 9:00 AM

CPT EDITORIAL BOARD MEETING
INDIGO H
(By Invitation Only)

8:00 AM – 9:00 AM

BIOTELEMETRY RESEARCH
PRODUCT THEATER
AQUA 310

Join BioTelemetry for a free, exclusive
seminar and breakfast bites. Seating
is limited.

9:15 AM - 10:15 AM

STATE OF THE ART LECTURE
INDIGO BCFG

CHAIR

Mario L. Rocci, Jr., PhD, ICON,
Whitesboro, NY

SPEAKER



*How Pharmacology
and Quantitative
Methodologies are
Impacting Global Health:
A Perspective from the
Bill and Melinda Gate
Foundation*

Dan Hartman, MD, Bill and
Melinda Gates Foundation,
Seattle, WA

D Discovery

R Regulation

D Development

U Utilization

PROGRAM & SCIENTIFIC AGENDA

THURSDAY, MARCH 10, 2016

10:30 AM – 11:30 AM

AWARD LECTURE

Rawls-Palmer Progress in Medicine

Award Lecture

INDIGO BCFG

AWARD PRESENTER

Evan Kharasch, MD, PhD, Washington University, St Louis, MO

SPEAKER



Genes and the Environment: How they Affect Drug Metabolism and Response

Kenneth E. Thummel, PhD, University of Washington, Seattle, WA

Upon completion of this Special Session, the attendee should be able to:

- Discuss the contribution of intestinal CYP3A4 to first-pass drug metabolism and how variation in CYP3A4 and associated regulatory genes contribute to inter-individual differences in intestinal CYP3A4 function;
- Identify a clearer perspective of the role of vitamin D in regulating intestinal CYP3A4 and conversely how perturbation of CYP3A4 function can adversely modify vitamin D and mineral homeostasis; and
- Discuss the challenges and positive outcomes that can manifest in the conduct of pharmacogenomics research with indigenous US populations.

10:30 AM - 12:30 PM

SYMPOSIUM

Characterizing Dose/Exposure Response of Biologics: Are We There Yet?

INDIGO A/E

COMMUNITIES

Biologics, Pharmacometrics & Pharmacokinetics (PMK)



CHAIRS

Anne Heatherington, PhD, Pfizer Inc., Cambridge, MA

Ganesh M. Mugundu, PhD, AstraZeneca Boston R&D, Waltham, MA

SPEAKERS

Model-Based Meta-Analysis of Clinical Dose-Response of Biologics

Joseph Wu, PhD, Pfizer Inc., Groton, CT

Dose Response: The Confluence of Disease, Endpoints, Pharmacology, Modality and Their Impact

Bernd Meibohm, PhD, FCP, University of Tennessee, Memphis, TN

The Challenges of Developing a Biologic with an Unclear/Non-Monotonic Dose Response

Lorin Roskos, PhD, Medimmune/AstraZeneca, Gaithersburg, MD

What are the Regulatory Expectations for Characterizing Dose-Response for Biologics

Yaning Wang, PhD, US Food and Drug Administration, Silver Spring, MD

Upon completion of this Special Session, the attendee should be able to

- Identify core concepts and challenges in characterizing the exposure response relationship for biologics; and
- Understand the confluence of disease, endpoints, pharmacology, modality and their impact on dose response of biologics. Describe regulatory expectations on biologics dose/exposure response modeling and optimizing the dose/dosing regimen.

PROGRAM & SCIENTIFIC AGENDA

THURSDAY, MARCH 10, 2016

10:30 AM – 12:30 PM

Epigenetic Biomarkers and Modifications in Clinical Pharmacology
INDIGO D

COMMUNITIES

Pharmacogenomics (PMG), Biomarkers & Translational Tools (BTT)



CHAIRS

Jeffrey Waring, PhD, AbbVie, North Chicago, IL

Richard B. Kim, MD, FRCP(C), Western University, London, ON, Canada

SPEAKERS

Growth Inhibition of SCLC Cell Lines by Treatment with LSD1 Inhibitor is Associated with Modulation of Neuroendocrine Pathways

Thomas Paul, PhD, Pfizer Inc., San Diego, CA

Overview of the State of Epigenetics

Jonathan Pevsner, PhD, Kennedy Krieger Institute and Johns Hopkins University, Baltimore, MD

Application of Epigenetics for Clinical Immunology

Robert Georgantas, PhD, AbbVie, North Chicago, IL

Histone Deacetylase Inhibitors: Assessing Their Potential for Clinical Use in Neurodegenerative Disorders

Elizabeth Thomas, PhD, Scripps Research Institute, La Jolla, CA

Upon completion of this Symposium, the attendee should be able to:

- Gain a broader understanding of the role that epigenetic modifications play in disease mechanisms and response to therapies;
- Discover how epigenetic analysis can be successfully applied in clinical trials to identify markers of response; and

- Gain a broader understanding of the interplay between epigenetic modifications and genomics in disease therapies and therapeutic response.

11:00 AM – 12:00 NOON

INTERNATIONAL TRANSPORTER CONSORTIUM (ITC) COMMUNITY MEETING
AQUA 310

Led by ITC Chair and Vice Chairs

11:30 AM – 6:30 PM

EXHIBITS AND POSTERS
SAPPHIRE BALLROOM

12:00 NOON – 1:00 PM

COVANCE HOSTED EVENT
AQUA 300

Join Covance for a free, exclusive seminar and refreshments. Seating is limited.

12:00 NOON - 1:30 PM

TRAINEE PROGRAMMING
TRAINEE LUNCHEON
AQUA A-F

(Ticket required)

12:00 NOON – 1:30 PM

FINANCE COMMITTEE MEETING
AQUA BOARDROOM

(By Invitation Only)

12:00 NOON – 1:30 PM

EXHIBIT HALL

Lunch Available for Purchase in the Poster and Exhibit Hall

SAPPHIRE BALLROOM

(Ticket required)

1:00 PM – 2:00 PM

FEATURED SPEAKER

Understanding Variability in Drug Action: Big Data and Little Data

INDIGO BCFG

Discovery

Regulation

Development

Utilization

PROGRAM & SCIENTIFIC AGENDA

THURSDAY, MARCH 10, 2016

CHAIR

Julie A. Johnson, PharmD, University of Florida, Gainesville, FL

SPEAKER



Dan Roden, MD,
Vanderbilt University
School of Medicine,
Nashville, TN

1:00 PM – 2:30 PM

WORKSHOP

*Discovery and Development of
First-in-Class Drugs That Target
Membrane Transporters*

INDIGO D

COMMUNITIES

International Transporter Consortium (ITC),
Pharmacogenomics (PMG)



CHAIRS

Kathleen M. Giacomini, PhD, University of California San Francisco, San Francisco, CA

Teri E. Klein, PhD, Stanford University,
Palo Alto, CA

SPEAKERS

*Targeting SGLT2 Inhibitors for the
Treatment of Type 2 Diabetes*

Ernest M. Wright, PhD, DSc, University of California Los Angeles, Los Angeles, CA

*Development of URAT1 Inhibitors for
the Treatment of Gout: Challenges with
First-in-Class Drugs*

Jeffrey N. Miner, PhD, Ardea Biosciences,
San Diego, CA

*Transporters Potentiators and Correctors
for the Treatment of Rare Diseases:
Therapeutic Use of Ivacaftor in Cystic
Fibrosis*

John P. Clancy, MD, University of
Cincinnati, Cincinnati, OH

Upon completion of this Workshop, the participant should be able to:

- List three membrane transporters that represent targets for new drugs and describe the disease that is treated by the drugs that modulate function of the target; and
- Describe three major challenges for the discovery, development or use of new molecular entities that target membrane transporters.

1:00 PM – 2:30 PM

WORKSHOP

*Pediatric Dose Selection for Pediatric-
Specific Diseases*

INDIGO A/E

COMMUNITIES

Special Populations (SPO),
Pharmacometrics & Pharmacokinetics
(PMK)



CHAIRS

Paulien Ravenstijn, PhD, Janssen
Research and Development, Beerse,
Belgium

Dionna Green, MD, US Food and Drug
Administration, Silver Spring, MD

SPEAKERS

*How M&S Can Help in the Different
Stages of Pediatric Drug Development
for a Pediatric-Specific Disease: RSV as a
Case Study*

Anne Brochot, Eng, MSc, Ablynx, Ghent,
Belgium

*Combining Benefit-Risk Assessment with
M&S to Inform Pediatric Dose Selection*
Oscar Della Pasqua, MD, PhD,
GlaxoSmithKline and Clinical
Pharmacology & Therapeutics, University
College London, Stockley Park, United
Kingdom

PROGRAM & SCIENTIFIC AGENDA

THURSDAY, MARCH 10, 2016

Regulatory Experience in Pediatric Dose Selection for Pediatric-Specific Diseases
Gilbert J. Burckart, PharmD, US Food and Drug Administration, Silver Spring, MD

Upon completion of this Workshop, the participant should be able to:

- Understand some of the innovative modeling and simulation approaches applied for dose selection for pediatric-specific diseases;
- Understand the value of evidence synthesis and benefit-risk analysis in the selection of pediatric dosing regimens; and
- Review the regulatory experience available in dose selection for pediatric clinical trials for children with pediatric-specific diseases.

2:00 PM – 3:30 PM

SPECIAL SESSION

Bioinnovation Forum

INDIGO BCFG

CHAIR

Russ B. Altman, MD, PhD, Stanford University, Stanford, CA

SPEAKERS



Rob Knight, PhD
University of California
San Diego



Hugh Rosen, MD, PhD
The Scripps Research
Institute
La Jolla, CA



Craig H. Lipset, MBA
Pfizer Inc.
New York, NY



Geoffrey Kim, MD
US Food and Drug
Administration
Silver Spring, MD

Upon completion of this Special Session, the participant should be able to:

- Discuss important new and novel research in diverse fields related to therapeutic discovery and development such as translational science, translational medicine, clinical pharmacology, regulatory science, and global health care; and
- Discuss emerging topics in clinical pharmacology, health care, and policy.

3:00 PM – 5:00 PM

DEVELOPMENT, REGULATORY & OUTCOMES (DRO) NETWORK MEETING INDIGO H

The DRO Network Meeting will include network business and administrative updates and scientific presentation and discussion. There will be break outs to Community-level interactions to mingle with Community leadership and members, and to facilitate ideas for future Annual Meeting Programming, Webinars, White Papers, and Scientific Collaborations.

3:00 PM – 4:00 PM

SYSTEMS PHARMACOLOGY (SP) COMMUNITY MEETING AQUA 300

Led by SP Chair and Vice Chair

3:00 PM – 4:00 PM

PHARMACOGENOMICS (PMG) COMMUNITY MEETING AQUA 310

Join the Chair and Vice Chair for this Community Planning Meeting.

D Discovery

R Regulation

D Development

U Utilization

PROGRAM & SCIENTIFIC AGENDA

THURSDAY, MARCH 10, 2016

3:30 PM – 4:30 PM

ORAL ABSTRACT SESSION

Old Players, New Game

INDIGO A/E

CHAIRS

Aubrey Stoch, MD, Merck Inc.

Akintunde Bello, MSc, PhD, Bristol-Myers Squibb

For complete abstract content download the ASCPT Annual Meeting Mobile App.

OI-1

EVALUATING THE TRANSPLACENTAL TRANSFER OF APIXABAN USING A DUALY PERFUSED ISOLATED HUMAN PLACENTAL LOBULE.

Presenter: Priya Bapat, University of Toronto

OI-2

CALMING THE ROLLER-COASTER RIDE, BIPOLAR DISEASE: A DOUBLE-BLIND, ACTIVE CONTROLLED TRIAL DEMONSTRATES ANTI-MANIC EFFICACY OF A NEW PROTEIN KINASE C INHIBITOR ENDOXIFEN.

Presenter: Ateeq Ahmad, PhD, Jina Pharmaceuticals

OI-3

PHARMACOGENETIC PROFILING WITHIN A PEDIATRIC COHORT OF ADHD PATIENTS FOR PREDICTING RESPONSE TO ATOMOXETINE.

Presenter: David Hahn, PhD, Cincinnati Children's Hospital Medical Center

OI-4

HYPERTENSION (HTN)/BLOOD PRESSURE (BP) SIGNATURE GENES AND BP RESPONSE TO THIAZIDE DIURETICS (TD): RESULTS FROM PEAR AND PEAR-2 STUDIES.

Presenter: Ana Sá, University of Florida

4:30 PM – 5:30 PM

UCSF/STANFORD/GENENTECH

RECEPTION

AQUA A-C

(By Invitation Only)

4:30 PM – 6:30 PM

PRESIDENT'S NETWORKING

RECEPTION

SAPPHIRE BALLROOM

Co-Sponsored by:



4:45 PM – 5:30 PM

POSTER WALK

Mechanisms Behind Special Populations: What Makes Them So Special?

SAPPHIRE FOYER

CHAIR

Deanna Kroetz, PhD, University of California San Francisco

For complete abstract content download the ASCPT Annual Meeting Mobile App.

PWII-1

THE ACTIVITIES OF ORGANIC ANION TRANSPORTERS, OATP1B1/1B3 AND OAT1/3 ARE MODULATED BY UREMIC TOXINS.

Presenter: Chia-Hsiang Hsueh, PhD, University of California, San Francisco

PWII-2

GENOME-WIDE ASSOCIATION STUDY TO IDENTIFY THE GENETIC DETERMINANTS OF WARFARIN INDUCED HEMORRHAGIC COMPLICATIONS IN AFRICAN AMERICANS (AAS).

Presenter: Tanima De, PhD, University of Chicago

PROGRAM & SCIENTIFIC AGENDA

THURSDAY, MARCH 12, 2016

PWII-3

IMPACT OF PREECLAMPSIA ON THE EXPRESSION OF ABC AND SLC TRANSPORTERS IN HUMAN PLACENTA.

Presenter: Dea Kojovic, University of Toronto

PWII-4

NOVEL DELETERIOUS DIHYDROPYRIMIDINE DEHYDROGENASE VARIANTS MAY CONTRIBUTE TO 5-FLUOROURACIL SENSITIVITY IN AN EAST AFRICAN POPULATION.

Presenter: Tarig Elraiyah, Mayo Clinic

5:00 PM – 6:00 PM

PHARMACOMETABOLOMICS (PM) COMMUNITY MEETING
AQUA 300

Led by the PM Chair and Vice Chair

5:30 PM – 6:15 PM

Novel Modeling Approaches to Solve Old Problems: PK, DDI, Toxicity
SAPPHIRE FOYER

CHAIR

Kellie Reynolds, PharmD

For complete abstract content download the ASCPT Annual Meeting Mobile App.

PWIII-1

IN SILICO PREDICTION OF ORAL BIOAVAILABILITY.

Presenter: Michael Lawless, PhD, Simulations Plus, Inc.

PWIII-2

DEVELOPMENT OF A SYSTEMS PHARMACOLOGY MODEL TO PREDICT THE EFFECTS OF WARFARIN AND RIVAROXABAN ON THE HUMAN COAGULATION NETWORK.

Presenter: Sonja Hartmann, PhD, University of Florida

PWIII-3

PHYSIOLOGICALLY BASED PHARMACOKINETIC (PBPK) MODELING TO PREDICT CLINICAL EFFECT OF PROTON PUMP INHIBITORS (PPI) ON EXPOSURE OF ANTICANCER PROTEIN KINASE INHIBITORS (PKI).

Presenter: Hani Ghazarian, UC San Diego Skaggs School of Pharmacy

PWIII-4

A SYSTEMS BIOLOGY APPROACH TO PREDICTING CARDIOTOXICITY ASSOCIATED WITH TYROSINE KINASE INHIBITORS.

Presenter: Shadia Zaman, PhD, US Food and Drug Administration

PWIII-5

THE UTILITY OF LINEAR QUANTILE MIXED MODELING (LQMM) APPROACH IN PREDICTING THROUGH-QT (TQT) STUDY OUTCOME USING PHASE I SINGLE ASCENDING DOSE STUDIES (SAD).

Presenter: Nidal Al-Huniti, PhD, AstraZeneca

6:00 PM – 7:30 PM

DONOR RECEPTION
ELEVATION

(By Invitation Only)

8:00 PM – 9:00 PM

GAVEL CLUB DESSERT RECEPTION
PRESIDENT'S SUITE

(By Invitation Only)

 Discovery

 Regulation

 Development

 Utilization

PROGRAM & SCIENTIFIC AGENDA

FRIDAY, MARCH 11, 2016

7:00 AM – 2:00 PM
EXHIBIT HALL AND POSTERS
SAPPHIRE BALLROOM

7:00 AM – 8:00 AM
ONCOLOGY (ONC) COMMUNITY
MEETING
AQUA 310

Led by the ONC Chair and Vice Chair

7:00 AM – 9:00 AM
EXHIBIT HALL – NETWORKING
BREAKFAST
SAPPHIRE BALLROOM

Take advantage of this special morning networking time during breakfast in the Exhibit Hall.

7:00 AM – 9:00 AM
QUANTITATIVE PHARMACOLOGY
(QP) NETWORK MEETING
INDIGO H

The Quantitative Pharmacology Network is comprised of 3 Communities – Pharmacometrics, Modeling and Kinetics (PMK), Biologics and Systems Pharmacology (SP). This meeting will have the following main areas of focus:

- Science: Abstracts will be selected for short presentation around “dose optimization” from across the 3 Communities with the aim of generating discussion to fuel the 2017 Annual Meeting programming.
- Grassroots programming for 2017: Fuel 2017 programming focused on QP by taking advantage of the ability to “match” and develop ideas together.
- Networking: Meet other like-minded members who share your passion for the quantitative aspects of clinical pharmacology, including the Network and Community leadership.
- Business: Hear how ASCPT is acting on its Strategic Plan, our new Webinar series and about our family of Journals.

7:15 AM – 8:00 AM
POSTER WALK
Translational Determinants of Toxicity
SAPPHIRE FOYER

CHAIR
Kim L.R. Brouwer, PharmD, PhD,
University of North Carolina at Chapel Hill

For complete abstract content download the ASCPT Annual Meeting Mobile App.

PWIV-1
STUDYING INDIVIDUAL
DIFFERENCES IN CANCER DRUG
EFFICACY USING CELL LINES
DERIVED FROM PATIENTS.

Presenter: Thomas Hankemeier, PhD,
Leiden/Amsterdam Centre for Drug
Research

PWIV-2
ANTIVIRAL DRUGS INTERACT
MORE POTENTLY WITH THE
HUMAN ORGANIC ANION
TRANSPORTER 1, OAT1 THAN
WITH RODENT AND NON-RODENT
SPECIES ORTHOLOGS.

Presenter: Ling Zou, PhD, University of
California, San Francisco

PWIV-3
METFORMIN IS A SUBSTRATE
AND INHIBITOR OF THE
HUMAN INTESTINAL THIAMINE
TRANSPORTER 2 (THTR-2;
SLC19A3).

Presenter: Xiaomin Liang, University of
California, San Francisco

PWIV-4
AMELIORATION OF CISPLATIN
NEPHROTOXICITY BY Nilotinib.
Presenter: Alix Leblanc, PhD, The Ohio
State University

PROGRAM & SCIENTIFIC AGENDA

FRIDAY, MARCH 11, 2016

PWIV-5

ANTIRETROVIRAL DRUG EXPOSURE IN CEREBROSPINAL FLUID (CSF) AS A PREDICTOR OF NEUROCOGNITIVE OUTCOMES IN HIV INFECTED PATIENTS.

Presenter: Nithya Srinivas, University of North Carolina at Chapel Hill

7:30 AM – 9:00 AM ROUNDTABLE

Food for Thought: Need, Timing and Labelling Implications for Clinical Food Effect Studies

INDIGO D

COMMUNITIES

Regulatory Science (RS), Drug Safety (DS)



CHAIRS

Neeraj Gupta, PhD, Takeda Pharmaceuticals, Cambridge, MA

Sreeneeranj Kasichayanula, PhD, Amgen, Thousand Oaks, CA

SPEAKERS

Design, Need and Timing of Food Effect Studies, an Industry Experience

Joan Korth-Bradley, PharmD, PhD, Pfizer Inc., Collegeville, PA

Can Model Based Approaches Used to Make Reliable Predictions of Clinical Food Effects and Obviate Need for a Clinical Study?

Tycho Heimbach, PhD, Novartis Institutes for Biomedical Research, East Hanover, NJ

Regulatory Perspective on the Need and Timing of Food Effect Studies

Mehul Mehta, PhD, US Food and Drug Administration, Silver Spring, MD

7:30 AM – 9:00 AM

SCIENCE AT SUNRISE

Use of Medications During Pregnancy and Breastfeeding: Maternal, Fetal, and Neonatal Impact

INDIGO A/E

COMMUNITIES

Special Populations (SPO), Pharmacometrics & Pharmacokinetics (PMK)



CHAIRS

Anne Zajicek, MD, PharmD, National Institutes of Health, Bethesda, MD

Catherine M. T. Sherwin, BSc(Hons), PhD, University of Utah School of Medicine, Salt Lake City, UT

SPEAKERS

Clinical Pharmacology During Pregnancy: Efforts of the MFM and OPRU to Expand Understanding

Maged Costantine, MD, University of Texas Medical Branch, Galveston, TX

Application of Pharmacometrics in Pregnancy

Kevin Krudys, PhD, US Food and Drug Administration, Silver Spring, MD

Generating Meaningful Information for Use in Pregnant Women during Program Development

Christina Bucci-Rechtweg, MD, Novartis Pharmaceuticals, East Hanover, NJ

7:30 AM – 9:00 AM

C7S EDITORIAL BOARD MEETING

AQUA A/B

(By Invitation Only)

PROGRAM & SCIENTIFIC AGENDA

FRIDAY, MARCH 11, 2016

8:00 AM – 9:00 AM

QUOTIENT CLINICAL PRODUCT THEATER AQUA 300

Join Quotient Clinical for a free, exclusive seminar and breakfast bites. Seating is limited

9:15 AM – 10:15 AM

STATE OF THE ART LECTURE INDIGO BCFG

CHAIR

Keith D. Wilner, PhD, Pfizer Global Research and Development, San Diego, CA

SPEAKER



Advances in Targeted Therapies for Lung Cancer
Alice T. Shaw, MD, PhD,
Massachusetts General
Hospital, Boston, MA

10:30 AM – 11:30 AM

AWARD LECTURE

Oscar B. Hunter Career Award in Therapeutics Lecture

INDIGO BCFG

AWARD PRESENTER

Sean Hennessy, PharmD, PhD, Perelman School of Medicine, University of Pennsylvania, Philadelphia, PA

SPEAKER



What are Our Drugs Truly Doing to Our Patients? Lessons from Pharmacoepidemiology
Brian L. Strom, MD,
MPH, Rutgers the State
University of New Jersey,
Newark, NJ

10:30 AM – 12:30 PM

SYMPOSIUM

Don't Do Different Things...Do Things Differently! Drug Development in Rare Diseases

INDIGO A/E

COMMUNITIES

Biologics, Regulatory Science (RS)



CHAIRS

Joan Korth-Bradley, PharmD, PhD, Pfizer Inc., Collegeville, PA

Michelle A. Rudek, PharmD, PhD, The SKCCC at Johns Hopkins, Baltimore, MD

SPEAKERS

Challenges and Hurdles to Business as Usual in Drug Development for Treatment of Rare Diseases

David Swinney, PhD, Institute for Rare and Neglected Diseases Drug Discovery, Mountain View, CA

Making Every Subject Count: Case Study of Drug Development Path for Medication in a Pediatric Rare Disease

Indranil Bhattacharya, PhD, Pfizer Inc., Cambridge, MA

Regulatory Perspectives on the Approval of Rare Diseases

Edward Dennis Bashaw, PharmD, US Food and Drug Administration, Silver Spring, MD

The Patient's Perspective

Lorna Speid, PhD, Putting Rare Diseases Patients First!, San Diego, CA

Upon completion of this Symposium Session, the attendee should be able to:

- Discuss the importance of new drug therapy to patients with rare disease and the fact that despite very small patient populations, standards of efficacy and safety of drug therapy cannot be compromised; and

PROGRAM & SCIENTIFIC AGENDA

FRIDAY, MARCH 11, 2016

- Discuss innovative clinical pharmacology methods that can be used to mitigate some of the challenges of small patient populations, whose characteristics are poorly predicted from healthy volunteers.

10:30 AM – 12:30 PM

The Path to Effective Treatments for Alzheimer's Disease: From the Bench to the Clinic

INDIGO D

COMMUNITIES

Pharmacometrics & Pharmacokinetics (PMK)



CHAIRS

Theresa Yuraszcek, PhD, Amgen, Thousand Oaks, CA

Julie A. Stone, PhD, Merck Research Laboratories, North Wales, PA

SPEAKERS

Clinical Candidates for the Treatment of Alzheimer's Disease

William Potter, MD, PhD, National Institute of Mental Health, National Institutes of Health, Bethesda, MD

Building Whole Brain Models of Alzheimer's Disease to Advance Our Understanding of Disease Pathophysiology, Aid Target Identification, and Improve Translational Research
Julie Harris, PhD, Allen Institute for Brain Science, Seattle, WA

Identifying and Overcoming Clinical Pharmacology Challenges during Development of Alzheimer's Disease Interventions: From Discovery to the Clinic
Mark Forman, MD, PhD, Merck & Co., Inc., Whitehouse Station, NJ

Increasing the Probability of Success for Alzheimer's Disease Interventions through Modeling and Simulation

Stephen P. Arneric, PhD, Coalition Against Major Diseases, Critical Path Institute, Tucson, AZ

Upon completion of this Symposium Session, the attendee should be able to:

- Describe the pathophysiology of Alzheimer's diseases and the progress in research and development of treatment options in AD;
- Appreciate the potential for the Allen Institute's efforts to develop brain connectome's in healthy and diseased mice to transform our understanding of Alzheimer's disease pathophysiology, improve preclinical models in Alzheimer's disease, and enhance their predictive capabilities;
- Discuss the challenges related to conducting clinical trials for drugs indicated for cognitive disorders like Alzheimer's disease, with an emphasis on issues like biomarker identification and dose selection and appreciate unique considerations for development in emerging markets and;
- Describe the role of modeling and simulation in the development of therapeutics for Alzheimer's disease, including the target selection and validation and the design and interpretation of clinical trials.

11:30 AM – 1:00 PM

CLINICAL PHARMACOLOGY
PROGRAM DIRECTORS MEETING
AQUA C/D

(By Invitation Only)

11:45 AM – 1:15 PM

TRAINEE PROGRAMMING
SPEED MENTORING
AQUA A-D

(Ticketed Event)

Discovery

Regulation

Development

Utilization

PROGRAM & SCIENTIFIC AGENDA

FRIDAY, MARCH 11, 2016

12:00 NOON – 1:00 PM
OMNICOMM SYSTEMS, INC.
PRODUCT THEATER
SAPPHIRE BALLROOM THEATER

Join OmniComm Systems as they present a free, exclusive seminar with complimentary refreshments. Seating is limited.

12:00 NOON – 1:30 PM
LUNCH AVAILABLE FOR PURCHASE
IN THE POSTER AND EXHIBIT HALL
SAPPHIRE BALLROOM
(Ticket Required)

1:00 PM – 2:00 PM
FEATURED SPEAKER
Inflammation as a Source of Variability in Drug Disposition and Response
INDIGO BCFG

CHAIR
Scott A. Waldman, MD, PhD, Thomas Jefferson University, Philadelphia, PA

SPEAKER



Inflammation as a Source of Variability in Drug Disposition and Response

Micheline Piquette-Miller, PhD, Leslie Dan Faculty of Pharmacy, University of Toronto, Toronto, ON, Canada

1:00 PM – 2:00 PM
SPECIAL POPULATIONS (SPO)
COMMUNITY MEETING
AQUA 310

Join this meeting to discuss Community goals, education and communication along with 2017 proposal ideas.

1:00 PM – 2:30 PM
WORKSHOP
Quantitative Systems Pharmacology: A Case for Disease Models ISoP SIG on QSP
INDIGO D

COMMUNITIES
Systems Pharmacology (SP),
Pharmacometrics & Pharmacokinetics (PMK)



CHAIRS
Cynthia Musante, PhD, Pfizer Inc., Cambridge, MA

Saroja Ramanujan, PhD, Genentech, South San Francisco, CA

SPEAKERS
Development of a Quantitative Systems Pharmacology Platform to Support Translational Research and Clinical Development in Immuno-Oncology
Brian Schmidt, PhD, Bristol-Myers Squibb, Princeton, NJ

Strategy and Applications in Psoriasis Drug Discovery and Clinical Development Using AbbVie's Dermatology QSP Platform
Oliver Ghoibrial, PhD, AbbVie, North Chicago, IL

A Mechanistic Model of Lipoprotein Metabolism and Kinetics for Cardiovascular Disease Targets
James Lu, PhD, AstraZeneca, Cambridge, United Kingdom

Upon completion of this Workshop Session, the participant should be able to:

- Understand the differences between “fit-for-purpose” and “disease platform” QSP models, and when and where each are best applied; and
- Explore case study examples of disease modeling platforms currently being applied in drug discovery and development.

PROGRAM & SCIENTIFIC AGENDA

FRIDAY, MARCH 11, 2016

1:00 PM – 2:30 PM

Rationale Development of Combination Cancer Immunotherapy through Collaborations

Collaborations

INDIGO A/E

COMMUNITIES

Oncology (ONC)



CHAIRS

Eric Masson, PharmD, AstraZeneca, Waltham, MA

Paul Statkevich, PhD, Bristol-Myers Squibb, Lawrenceville, NJ

SPEAKERS

Role of Biomarkers in Immuno-Oncology Combination Development

John Kurland, PhD, MedImmune, Gaithersburg, MD

Quantitative Clinical Pharmacology for Early Decision Making During Combination Immunotherapy Development

Shruti Agrawal, PhD, Bristol-Myers Squibb, Lawrenceville, NJ

Regulatory Considerations for Immuno-Oncology Combination Drug Development

Atiqur Rahman, PhD, US Food and Drug Administration, Silver Spring, MD

Upon completion of this Workshop Session, the attendee should be able to:

- Highlight the current challenges in development of immunotherapy in combination with other treatment modalities in oncology such as combination selection based on biomarker strategies, clinical trial design initial dosing scenarios, evaluation of safety and efficacy, and potential solutions for overcoming challenges and faster clinical development; and

- Describe case studies where immune check point inhibitors in combination have resulted in benefit to patients in terms of response and elaborate onto challenges and issue resolution in combination drug development, integrated quantitative exposure-response analyses of combination immunotherapy, and case control analysis to guide decision making.

2:15 PM – 3:15 PM

AWARD LECTURE

Leon I. Goldberg Early Investigator Award Lecture

INDIGO BCFG

AWARD PRESENTER

Russ B. Altman, MD, PhD, Stanford University, Stanford, CA

SPEAKER

African American Pharmacogenomics: Challenge Accepted

Minoli A. Perera, PharmD, PhD, University of Chicago, Chicago, IL

AWARD PRESENTER

Richard Weinsilboum, MD, Mayo Clinic, Rochester, MN

SPEAKER

Pharmacogenomics: Science and Promise
Liewei Wang, MD, PhD, Mayo Clinic, Rochester, MN

Upon completion of this Award Lecture, the participant should be able to:

- Describe common mechanisms by which nonsynonymous cSNPs affect function is through regulation of protein stability;
- Describe the concept of patient derived xenograft and their application in cancer research;
- Describe the unique aspects of the African American genome and how they can be used to elucidate novel genetics findings;

Discovery

Regulation

Development

Utilization

PROGRAM & SCIENTIFIC AGENDA

FRIDAY, MARCH 11, 2016

- Discuss the use of secondary phenotypes and eQTLs in GWAS studies; and
- Place in context the findings of pharmacogenomic clinical trials and how they may apply to African American populations.

2:45 PM – 4:45 PM

SYMPOSIUM

Benefit/Risk Optimization in the Confirmatory Space and Beyond: Myths, Reality and Possibilities

INDIGO A/E

COMMUNITIES

Pharmacometrics & Pharmacokinetics (PMK), Regulatory Science (RS)



CHAIRS

Rajanikanth Madabushi, PhD, US Food and Drug Administration, Silver Spring, MD

Pankaj Gupta, PhD, Pfizer Inc., Groton, CT

SPEAKERS

Scientific, Strategic and Organizational Challenges and Opportunities: An Industry Perspective

Sriram Krishnaswami, PhD, Pfizer Inc., Groton, CT

Registration Trials: Are They Meant to be Confirmatory or is Learning Allowed?

Joga Gobburu, PhD, FCP, MBA, University of Maryland, Baltimore, MD

Does Pharmacometric Modeling Reliably Predict Efficacy and Safety Outcomes in Registration Trials and Can it be Utilized to Optimize Benefit-Risk?

Sanjay Kaul, MD, MPH, FACC, FAHA, Cedars-Sinai Medical Center, Los Angeles, CA

Integration of Knowledge from Late Phase Trials to Support Regulatory Decisions

Yaning Wang, PhD, US Food and Drug Administration, Silver Spring, MD

The following questions will be discussed:

- Should findings of post-hoc exercises be considered only as hypothesis generating and require confirmatory evidence for regulatory review? When should post-hoc approaches be considered and what are the risks?
- Can pharmacometric analyses based on totality of available data be used to inform labeling and dosing? What constitutes adequate evidence in registration and post marketing studies that can allow optimization of benefit/risk and dosing?
- Case studies across different therapeutic areas will highlight the following scenarios to answer the above mentioned questions: Learning analyses using data from confirmatory trials to facilitate regulatory decision making and inform clinical practice.
- Approval of a different dose/dosing regimen than that studied in the registration trial.
- Deriving titration based dosing from fixed dose confirmatory trials.

3:00 PM – 4:00 PM

DRUG UTILIZATION & OUTCOMES (DUO; FORMERLY SAF) COMMUNITY MEETING AQUA 310

Led by the Chair and Vice Chair

3:00 PM – 5:00 PM

TRANSLATIONAL & PRECISION MEDICINE (TPM) NETWORK MEETING INDIGO H

Multiple presentations on the theme of Precision Medicine by TPM Communities followed by an interactive roundtable discussion.

5:00 PM – 6:00 PM

BIOLOGICS COMMUNITY MEETING AQUA 300

Led by the Chair and Vice Chair

PROGRAM & SCIENTIFIC AGENDA

SATURDAY, MARCH 12, 2016

7:00 AM – 9:00 AM

BOARD OF DIRECTORS MEETING ELEVATION

(By Invitation Only)

7:30 AM – 9:00 AM

SCIENCE AT SUNRISE

Genome Wide Association Studies Reveal Important Transporter Polymorphisms as Biomarkers for Pharmacokinetics and Pharmacodynamics

INDIGO A

COMMUNITIES

International Transporter Consortium (ITC),
Pharmacogenomics (PMG)



CHAIRS

Sook Wah Yee, PhD, University of
California San Francisco, San Francisco, CA

Shiew-Mei Huang, PhD,
North Potomac, MD

SPEAKERS

In Vitro and In Vivo Methodologies for Studying Transporter Polymorphisms
Kathleen M. Hillgren, PhD, Eli Lilly and
Company, Indianapolis, IN

Discovery of ABCG2 (BCRP) as a Determinant of Allopurinol Response through Genomewide Association Studies
Kathleen M. Giacomini, PhD, University of
California San Francisco, San Francisco, CA

PANEL DISCUSSION

7:30 AM – 9:00 AM

SPECIAL SESSION

Pursuing the Management Track in a Scientific Organization: Learn From the Experts

AQUA A/B

COMMUNITIES

Special Populations (SPO)
Developed by the ASCPT Education
Committee and Mentor Task Force

CHAIRS

Catherine M. T. Sherwin, BSc(Hons), PhD,
University of Utah School of Medicine,
Salt Lake City, UT

Patricia Slattum, PharmD, PhD, Virginia
Commonwealth University, Richmond, VA

SPEAKERS

Moving Up, Promotion and Tenure in the Academic Setting

Stephen Spielberg, MD, PhD, DIA,
Washington, DC

Guidance in Moving Through the Ranks of Industry

Raafat Bishai, MD, AstraZeneca R&D,
Gaithersburg, MD

The Hard Truth About Soft Skills: Leadership and Promotion at the US Food and Drug Administration

Issam Zineh, PharmD, MPH, US Food and
Drug Administration, Silver Spring, MD

Opportunities for the Management Track at NIH

Anne Zajicek, MD, PharmD, National
Institutes of Health, Bethesda, MD

Upon completion of this Special Session,
the participant should be able to

- Provide guidance in how to move through promotion and tenure in the academic setting as well as moving up into administrative roles;
- Provide guidance in moving through the ranks of industry from entry level positions to managerial positions to administrative roles;

Discovery

Regulation

Development

Utilization

PROGRAM & SCIENTIFIC AGENDA

SATURDAY, MARCH 12, 2016

- Provide guidance in getting promoted through the Food and Drug Administration;
- Provide guidance in getting promoted through the NIH; and
- Discuss key points that can be applied in all settings such as the importance of finding mentors for different aspects of your career

9:00 AM – 10:00 AM

ORAL ABSTRACT SESSION

Advances in Model Based Drug Development: Application to Translational Medicine

INDIGO D

CHAIRS

Virginia (Ginny) Schmith, PhD, FCP, Nuventra, Inc.

Donald Heald, PhD, Johnson & Johnson PRD

For complete abstract content download the ASCPT Annual Meeting Mobile App.

OII-1

A JOINT MODEL RELATING CHANGES IN PROSTATE SPECIFIC ANTIGEN (PSA) TO SURVIVAL IN CASTRATE RESISTANT PROSTATE CANCER (CRPC).

Presenter: Tu Mai, PhD, University of Chicago

OII-2

DEVELOPMENT OF A MECHANISM-BASED DRUG-DISEASE MODEL TO QUANTIFY POSTMENOPAUSAL OSTEOPOROSIS.

Presenter: Li Li, PhD, US Food and Drug Administration

OII-3

ASSESSMENT OF COVARIATE EFFECT BASED ON INDIVIDUAL PATIENT DATA VS. MODEL-BASED META-ANALYSIS OF AGGREGATE DATA FOR DPP-4 INHIBITORS.

Presenter: Johannes Kast, University of Florida

OII-4

IMPACT OF CORRELATION STRUCTURE ASSUMPTIONS ON MODEL-BASED META-ANALYSIS OF AGGREGATE LONGITUDINAL DATA.

Presenter: Chay Ngee Lim, PhD, University of Minnesota

9:00 AM – 10:00 AM

Pharmacogenomics: From Discovery to Implementation

INDIGO H

CHAIRS

Susan Abdel-Rahman, PharmD, Children's Mercy Hospitals and Clinics

Sarah Robertson, PharmD, Vertex Pharmaceuticals, Inc.

For complete abstract content download the ASCPT Annual Meeting Mobile App.

OIII-1

GENOMIC IDENTIFICATION AND FUNCTIONAL CHARACTERIZATION OF METFORMIN-RESPONSIVE REGULATORY ELEMENTS.

Presenter: Marcelo Luizon, PhD, University of California San Francisco

OIII-2

ERICH3 GENETIC VARIATION ASSOCIATED WITH PLASMA SEROTONIN AND CHANGE IN PLASMA SEROTONIN AFTER SSRI THERAPY: PHARMACOMETABOLOMICS-INFORMED PHARMACOGENOMICS.

Presenter: Duan Liu, PhD, Mayo Clinic

PROGRAM & SCIENTIFIC AGENDA

SATURDAY, MARCH 12, 2016

OIII-3

PHARMACOGENETIC ASSOCIATION OF SS1-ADRENERGIC RECEPTOR SER49GLY POLYMORPHISM WITH OUTCOMES IN THE SECONDARY PREVENTION OF SMALL SUBCORTICAL STROKES (SPS3) TRIAL.

Presenter: Oyunbileg Magvanjav, University of Florida

OIII-4

ANALYSIS OF CLINICALLY ACTIONABLE PREEMPTIVE PHARMACOGENOMIC (PGX) INFORMATION TO IMPACT IN-HOSPITAL PRESCRIBING.

Presenter: Yee Ming Lee, PharmD, The University of Chicago

10:15 AM – 11:45 AM WORKSHOP

Dose Selection for Biologics Combination Therapies

INDIGO D

COMMUNITIES

Biologics



CHAIRS

Chaitali Passey, PhD, Bristol-Myers Squibb, Princeton, NJ

Li Yan, PhD, MedImmune, LLC, Mountain View, CA

SPEAKERS

Dose Selection Approaches for Combination Oncology/ImmunoOncology Agents
Manish Gupta, PhD, Bristol-Myers Squibb, Princeton, NJ

Strategies for Combining Novel Anti-Cancer Therapies in Hematological Malignancies: Clinical Pharmacology Impact on Drug Evaluation, Dose Finding, and Study Design

Dale Miles, PhD, Genentech, South San Francisco, CA

Two Birds with One Stone: Promises and Challenges for Bispecific Molecules

Bing Wang, PhD, MedImmune, Gaithersburg, MD

Regulatory Perspectives on Developing Biologic Combinations Therapies

Sarah Schrieber, PharmD, US Food and Drug Administration, Silver Spring, MD

Upon completion of this Workshop Session, the attendee should be able to

- Discuss dose-finding strategies for biologics-based combination therapies; and
- Describe bispecific large molecule development strategies and challenges

10:15 AM – 11:45 AM

Lessons Learned from Failed Pediatric Trials

INDIGO H

COMMUNITIES

Special Populations (SPO), Regulatory Science (RS)



CHAIRS

Jeffrey Barrett, PhD, Sanofi, Bridgewater, NJ

Lily (Yeruk) Mulugeta, PharmD, US Food and Drug Administration, Silver Spring, MD

SPEAKERS

Guanfacine for ADHD in Adolescents: Utility of Clinical Trial Simulation
Marc Gastonguay, PhD, Metrum Research Group, Tariffville, CT

Challenges in Developing Biologics for Pediatric Diseases: Approaches to Dose Selection

Sameer Doshi, MS, Amgen, Thousand Oaks, CA

Discovery

Regulation

Development

Utilization

PROGRAM & SCIENTIFIC AGENDA

SATURDAY, MARCH 12, 2016

Failed Trials and Design Considerations in Pediatric Oncology

Brenda Weigel, MD, University of Minnesota, Minneapolis, MN

Failed Trials and Design considerations in Pediatric Type 2 Diabetes

William Tamborlane, MD, Yale University, New Haven, CT

PANELISTS

Gilbert J. Burckart, PharmD, US Food and Drug Administration, Silver Spring, MD

Yaning Wang, PhD, US Food and Drug Administration, Silver Spring, MD

Kevin Krudys, PhD, US Food and Drug Administration, Silver Spring, MD

Upon completion of this Workshop Session, the participant should be able to:

- Review factors contributing to failure of pediatric efficacy trials; and
- Present approaches to optimize pediatric trial design.

10:15 AM – 12:15 PM

SYMPOSIA

Clinical and Translational Pharmacology of Emerging Modalities of Therapeutics: RNA and Gene Therapies

INDIGO E

COMMUNITIES

Pharmacogenomics (PMG), Biomarkers & Translational Tools (BTT)



CHAIRS

Sandeep Dutta, PhD, AbbVie, North Chicago, IL

Richard J. Bertz, PhD, Bristol-Myers Squibb, Princeton, NJ

SPEAKERS

Nucleic Acid-Based Drug Modalities: Developing New Classes of Drugs
Jeffrey Waring, PhD, AbbVie, North Chicago, IL

Targeting microRNAs for Disease Therapy: Overview of Progress and Pharmacological Challenges
Tariq Rana, PhD, University of California San Francisco, San Diego, CA

Preclinical and Early Development for RNA-Based Therapy

Jian-Ping Tang, PhD, Alexion Pharmaceuticals, Cheshire, CT

Translational Pharmacology and Biology of Gene Therapy

David Gordon, PhD, Bristol-Myers Squibb, Princeton, NJ

Upon completion of this Symposium Session, the participant should be able to:

- Describe the biology and appreciate the broader issues and challenges of clinical and translational pharmacology of these break-through products; and
- Articulate and contribute to the design of early clinical pharmacology studies of RNA based therapies (micro RNA, mRNA) and gene therapies that establish optimal dose, treatment durations and safety for further exploration in larger confirmatory Phase 2/3 trials.

10:15 AM – 12:15 PM

Adherence: Assessing and Mitigating the Perpetual Fly in the Ointment in Drug Development and Utilization

INDIGO A

COMMUNITIES

Infectious Diseases (INF), Drug Utilization & Outcomes (DUO)



PROGRAM & SCIENTIFIC AGENDA

CHAIRS

Craig W. Hendrix, MD, Johns Hopkins University, Baltimore, MD

Sean Hennessy, PharmD, PhD, University of Pennsylvania, Perelman School of Medicine, Philadelphia, PA

SPEAKERS

Impact of Non-Adherence on Drug Development & Therapeutics

Terrence Blaschke, MD, Bill and Melinda Gates Foundation, Seattle, WA

Pharmacometric Approaches to Adherence Assessment

Michael Fossler, PharmD, PhD, Trevena, Inc., King of Prussia, PA

New Technologies for Assessing Adherence

John Mendelson, MD, California Pacific Medical Center Research Institute, San Francisco, CA

Interventions for Adherence Enhancement

Ariane van der Straten, PhD, MPH, RTI International, San Francisco, CA

Upon completion of this Symposium Session, the participant should be able to:

- Discuss the impact of poor adherence on clinical care, clinical drug development, and introducing bias in estimates of pharmacokinetic and pharmacodynamic parameters critical to rational drug development; and
- Discuss current and developmental methods to objectively and quantitatively assess adherence in the clinical trial setting as well as interventions for ongoing, real-time enhancement of adherence within the clinical trial context.

SPONSORS & EXHIBITS

ASCPT 2016 ANNUAL MEETING SPONSORS AND GRANT SUPPORTERS

PLATINUM



DIAMOND



GOLD



SILVER



BRONZE



Vince & Associates

CLINICAL RESEARCH

AN ALTASCIENCES COMPANY

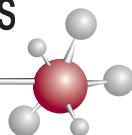
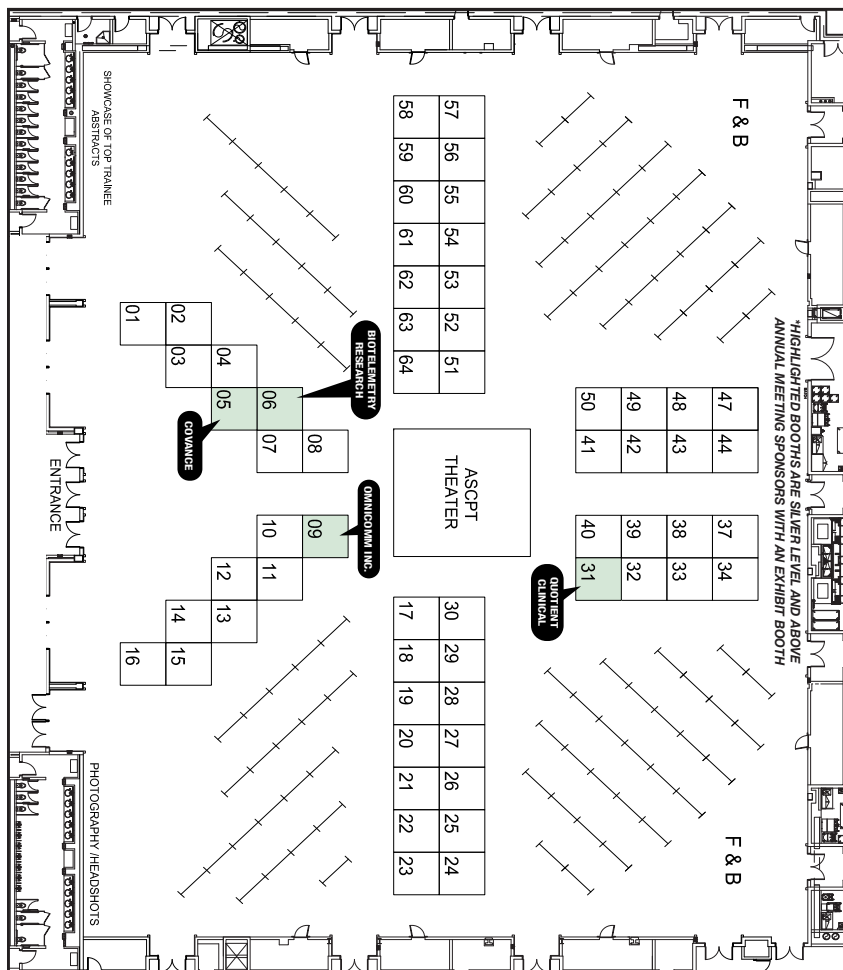


EXHIBIT FLOOR PLAN



SPONSORS & EXHIBITS

EXHIBITORS BY COMPANY NAME

BOOTH	COMPANY
49	American College of Clinical Pharmacology
15	BioPharma Services Inc.
6	BioTelemetry Research
29	Biotrial
63	Celerion
20	Certara
5	Covance
3	DaVita Clinical Research
22	Duke Clinical Research Institute
40	ERT, Inc.
61	Excelra Knowledge Solutions Pvt. Ltd.
1	Frontage Labs
12	ICON
16	Inflamax Research Inc.
27	Institute for Systems Biology Moscow
52	KCAS Bioanalytical & Biomarker Services
19	Masimo
13	Medpace Pharmacology Unit
42	Metrum Research Group

SPONSORS & EXHIBITS

58	MPI Research
10	New Orleans Center for Clinical Research
2	Nuventra Pharma Services
9	OmniComm Systems, Inc.
39	Optivia Biotechnology Inc.
14	Orlando Clinical Research Center
17	PRA Health Sciences
41	Prism Research, LLC
11	Profil Institute for Clinical Research, Inc.
4	QPS, LLC
31	Quotient Clinical
60	Rudraya Corporation
51	Simulations Plus, Inc.
53	TNO
50	Verified Clinical Trials
7	Vince and Associates
62	Wiley

SPONSORS & EXHIBITS

EXHIBITOR DESCRIPTIONS

49

AMERICAN COLLEGE OF CLINICAL PHARMACOLOGY

PO Box 1758
Ashburn, VA 20146
www.accp1.org

American College of Clinical Pharmacology is a non-profit membership association providing exceptional interdisciplinary, accredited Continuing Education programs, publications, networking & other career-enhancing opportunities to a wide spectrum of healthcare professionals using clinical pharmacology in disciplines from research to patient care.

15

BIOPHARMA SERVICES INC.

4000 Weston Rd.
Toronto, ON Canada M9L 3A2
416-747-8484
www.biopharmaservices.com

BioPharma Services Inc. is a leading Full Service Contract Research Organization specializing in Phase I/II as well as Bioequivalence clinical trials in healthy volunteers and patient populations. Founded in 2006, BioPharma is a physician-owned, USA FDA, Health Canada, UK MHRA, and ANVISA inspected CRO, featuring state of the art clinical facilities in Toronto, Canada and Columbia, Missouri with over 250 bed capacity. BioPharma also offers in-house preclinical and clinical bioanalytical services, featuring LC-MS/MS technology, at its GLP certified and GCP inspected Bioanalytical Laboratory facility in Toronto. We proudly offer a one-stop shop solution for early stage clinical trials and are dedicated to building and maintaining long lasting relationships with our Global clients by providing superior quality service, timely and reliable research results.

6

BIOTELEMETRY RESEARCH

1 Preserve Pkwy., #600
Rockville, MD 20852
301-214-7600
www.gobio.com

Before being acquired in 2012, Cardiacore became the world's most comprehensive core lab focused solely on cardiac safety. Now a division of BioTelemetry, Inc. (NASDAQ: BEAT), we are a member of the world's largest cardiac data network - processing over 2 billion heartbeats a day, while supporting over 20,000 sites and monitoring over 500,000 patients a year. In addition to industry-leading global cardiovascular monitoring, we have now expanded our clinical trial services in two important areas. First, advanced imaging services for clinical trials. And second, in spirometry, where we have created an exclusive alliance with Vitalograph to offer respiratory testing in comprehensive spirometry and related modalities.

29

BIOTRIAL

Mathieu Grace
7-9 Rue Jean-Louis Bertrand 3500
Rennes, France EC4Y 0HP
44-0-207-060-9110
www.biotrial.com

Specialized in Early Development, Biotrial provides solutions from in-vivo pharmacology through Early Clinical Development to PoC. Clinical Pharmacology services are offered out of our 150-bed CPU based in France and our brand new 110-bed unit in New Jersey.

63

CELERION

621 Rose St.
Lincoln, NE 68502
402-476-2811
www.celerion.com

Celerion, a leader in early clinical research, delivers Applied Translational Medicine. By leveraging over 40 years' expertise, more than 600 beds, and locations in North America, Europe and Asia, Celerion delivers a wide range of innovative clinical research solutions.

SPONSORS & EXHIBITS

20

CERTARA

100 Overlook Center, Suite 101
Princeton, NJ 08540
609-716-7900

www.certara.com

Certara is a global biosimulation and regulatory writing company, committed to optimizing drug development decisions. Solutions span from drug discovery through patient care, increasing the probability of regulatory and commercial success by using the most scientifically-advanced modeling and simulation technologies and regulatory strategies.

5

COVANCE

210 Carnegie Center
Princeton, NJ 08540
888-268-2623

www.covance.com

Covance Inc., the drug development business of Laboratory Corporation of America Holdings (LabCorp) headquartered in Princeton, New Jersey, USA, is the world's most comprehensive drug development company, dedicated to advancing healthcare and delivering Solutions Made Real®. Our unique perspectives, built from decades of scientific expertise and precision delivery of the largest volume of drug development data in the world, helps our clients identify new approaches and anticipate tomorrow's challenges as they evolve. Together with our clients, Covance transforms today's health care challenges into tomorrow's solutions. Information on Covance's solutions can be obtained through its website at www.covance.com.

3

DAVITA CLINICAL RESEARCH

825 S. 8th St., Ste. 300
Minneapolis, MN 55404
612-852-7000

www.davita.com

DaVita Clinical Research is part of an integrated healthcare provider and our unique perspective can help bring your clinical data to life. The real-world healthcare experience of our early clinical research professionals has helped more than 175 client companies with Phase 1-2a clinical trials in healthy normal volunteers and specialty populations. We deliver renal and hepatic trial expertise, 122 beds in two hospital-based facilities, vast database of specialty populations, and 30+ years of experience.

22

DUKE CLINICAL RESEARCH INSTITUTE

300 W. Morgan St., Ste. 800
Durham, NC 27701
919-668-8700

www.duke.edu

The Duke Clinical Research Institute's early phase unit, the Duke Clinical Research Unit, combines the clinical expertise and scientific leadership of one of the most prestigious university medical centers with the operational capabilities of a full-service contract research organization.

40

ERT, INC.

1818 Market St., Ste. 1000
Philadelphia, PA 19103
215-972-0420

www.ert.com

ERT is a leading provider of high-quality patient safety & efficacy endpoint data collection solutions for use in clinical drug development. ERT delivers a combination of technology, services, and consulting that increase the accuracy and reliability of patient data and improve efficiency of the clinical development process throughout the product lifecycle.

SPONSORS & EXHIBITS

61

EXCELRA KNOWLEDGE SOLUTIONS PVT. LTD.

6th Floor, Wing B, NSL, SEZ ARENA, Plot # 6, Survey No.1, IDA Uppal
Hyderabad, India 500039
91-40-67073333
www.gvkbio.com

Excelra Knowledge Solutions Pvt. Ltd. (formerly Informatics unit of GVK) is focused on providing customized data solutions to broader life sciences communities. In addition to the proprietary SAR and biomarker database products Excelra's clinical trial outcomes databases (CTOD) are in use globally by the Pharmacometrics, clinical development and Modeling & Simulations groups for Model Based Meta Analysis for accelerated decision making. Excelra also provides data analytics services through its Pharmacometrics services.

1

FRONTAGE LABS

700 Pennsylvania Dr.
Exton, PA 19341
610-232-0100
www.frontagelab.com

Frontage, a full service CRO, assist biopharmaceutical organizations in their research and product development efforts spanning from discovery stages through late-stage clinical trials with offerings that include bioanalysis, preclinical and clinical studies, analytical testing product development support, DMPK and biometrics.

12

ICON

2100 Pennbrook Pkwy
North Wales, PA 19454
215-616-3000
www.iconplc.com

ICON plc is a global provider of drug development solutions and services to the pharmaceutical, biotechnology and medical device industries. The company specializes in the strategic development, management and analysis of programs that support clinical development - from compound selection to phase I-IV clinical studies. With headquarters in Dublin, Ireland, ICON currently operates from 77 locations in 38 countries and has approximately 11,700 employees. Further information is available at www.iconplc.com.

16

INFLAMAX RESEARCH INC.

1310 Fewster Dr.
Mississauga, ON, Canada L4W 1A4
905-282-1808
www.inflamaxresearch.com

27

INSTITUTE FOR SYSTEMS BIOLOGY MOSCOW

Nauchny Proezd, 20, Building 2
Moscow, Russia 117246
7-499-645-5336
www.insysbio.com

Institute for Systems Biology Moscow provides services in area of development of systems pharmacology platforms and their application to address questions arising in drug development projects. We are going to present (i) Immune Response Template (IRT) which is a tool for development of QSP platforms in immuno-oncology, (ii) our services in development and application of QSP models.

SPONSORS & EXHIBITS

52

KCAS BIOANALYTICAL & BIOMARKER SERVICES

12400 Shawnee Mission Parkway
Shawnee Mission, KS 66216
913-248-3000

www.kcasbio.com

KCAS Bioanalytical & Biomarker Services is a contract research organization with 36+ years of bioanalytical expertise. We specialize in the development and validation of robust small molecule, large molecule and biomarker methods for discover, preclinical and clinical studies. Learn more at: kcasbio.com.

19

MASIMO

40 Parker
Irvine, CA 92618
949-297-7000

www.masimo.com

Masimo is a global medical technology company responsible for the invention of award-winning noninvasive technologies, medical devices, and sensors that are revolutionizing patient monitoring, including Masimo SET®, Masimo rainbow® Pulse CO-Oximetry™, noninvasive and continuous hemoglobin (SpHb®), acoustic respiration rate (RRa™), Masimo Patient SafetyNet™, SedLine® (EEG-based) Brain Function Monitors, and PhaseIn™ respiratory monitors.

13

MEDPACE PHARMACOLOGY UNIT

5355 Medpace Way
Cincinnati, OH 45227
513-366-3220

www.medpace.com

Medpace Clinical Pharmacology Unit (CPU) is dedicated to the conduct of early-phase clinical pharmacology studies in healthy volunteers, special populations, and patient populations over a spectrum of diseases. Medpace CPU is a fully owned subsidiary of Medpace, Inc., a therapeutically focused Contract Research Organization (CRO).

42

METRUM RESEARCH GROUP

2 Tunxis Rd., #112
Tariffville, CT 06081
860-735-7043

www.metrumrg.com

Metrum Research Group is the leading innovator in biomedical modeling and simulation. We have provided strategic decision making for more than 100 companies on over 250 projects. We advance drug development programs by supplying our clients with the highest quality of scientific expertise. Visit our exhibit to learn more about our approach to development and to experience Metworx, our cloud based computing solution!

58

MPI RESEARCH

54993 N. Main St.
Mattawan, MI 49071
269-668-3336

www.mpiresearch.com

MPI Research provides preclinical and clinical services to biopharmaceutical, medical device, animal health, and chemical industries. Our recent achievements warrant a closer look to see how we've expanded to integrate the full spectrum of services for new drug and device candidates.

SPONSORS & EXHIBITS

10

NEW ORLEANS CENTER FOR CLINICAL RESEARCH

2820 Canal St.
New Orleans, LA 70119
504-821-8158
www.noccr.com

NOCCR and VRG are privately owned multispecialty clinical research centers which together have conducted 2000+ clinical trials. Staffing includes full-time MDs, Nurse Practitioner, Nurse/Coordinators, EMTs, nursing assistants, with separate regulatory, data and recruiting departments. NOCCR-Knoxville is a fully equipped Phase I Unit with 50 beds and 24,500+ sq. ft. of space located within the University of Tennessee Medical Center. This Unit excels at FIH, procedurally complex trials and special populations. VRG and NOCCR New Orleans are focused on conducting later phase studies in a broad array of therapeutic areas.

2

NUVENTRA PHARMA SERVICES

2525 Meridian Parkway, Ste. 280
Durham, NC 27713
www.nuventra.com

Nuventra is a clinical pharmacology consulting firm specializing in pharmacokinetics and pharmacodynamics. We conduct all types of analyses including: PK, PK/PD, TK, PopPK/PD, Modeling & Simulation, and Model-Based Drug Development. We work across all phases of development from nonclinical, to Phase 1-4 clinical studies, and regulatory affairs. We help our clients by designing, analyzing and interpreting PK/PD data from nonclinical and clinical studies to optimize drug development. Building drug development programs around a solid foundation of PK/PD leads to optimal dose for clinical trials, optimal product label with dosing information in patient subgroups and/or drug interactions, improved decision making, faster "Time-to-Market," fewer costly missteps in development, and more. This niche focus gives us a broad-based level of expertise and experience that is unmatched in the industry. We currently have 20 Pharmacokineticists and many consultants with 15-30 years of industry experience.

9

OMNICOMM SYSTEMS, INC.

2101 W. Commercial Blvd., Ste. 3500
Ft. Lauderdale, FL 33309
954-473-1254
www.omnicomm.com

OmniComm Systems is a leading strategic software solutions provider to the life sciences industry. OmniComm is dedicated to helping the world's clinical research organizations maximize the value of their clinical research investments. Through the use of innovative and progressive technologies these organizations realize efficiencies in clinical development, reduce risk, ensure regulatory compliance and manage clinical operations performance. OmniComm provides comprehensive solutions with an extensive global experience from over 4,000 clinical trials. Come visit us at booth 9 to learn why 4 of the 5 top CROs and 7 of the 10 largest Phase I Clinics run OmniComm EDC technologies.

39

OPTIVIA BIOTECHNOLOGY INC.

115 Constitution, Ste. 7
Menlo Park, CA 94025
650-324-3177
www.optiviabio.com

Optivia Biotechnology is a leader in transporter biology research and services. Providing an array of transporter assays and offering comprehensive databases and models to help in the discovery and development of drugs with improved safety and efficacy.

14

ORLANDO CLINICAL RESEARCH CENTER

5055 S. Orange Ave.
Orlando, FL 32809
407-240-7878
www.ocrc.com

OCRC is a cutting edge independent Phase I - IV custom-built 36,000 sq. ft. research site. Designed specifically for Phase 1 clinical trials, OCRC includes 110 in-house volunteer beds, dual lead digital telemetry, CCTV security system, and cardkey access.

SPONSORS & EXHIBITS

17

PRA HEALTH SCIENCES

995 Research Park Blvd., Ste. 300
Charlottesville, VA 22911
434-951-3000

www.prahs.com

Over the last 30+ years, PRA Health Sciences has built the most comprehensive, high-end Early Development Services group in the world. Our pharmacology experts deliver innovative solutions from state-of-the-art facilities in Europe and North America. PRA also operates GLP-compliant laboratories close to the clinical units, enabling us to quickly analyze time-critical samples.

41

PRISM RESEARCH, LLC

1000 Westgate Dr., #149
St. Paul, MN 55114
651-641-2900

www.prismresearchinc.com

Prism Research is a 52-bed, early phase research site in the center of Minneapolis/St. Paul metro area. Prism specializes in complex early phase and patient based trials.

11

PROFIL INSTITUTE FOR CLINICAL RESEARCH, INC.

855 3rd Ave., Ste. 3340
Chula Vista, CA 91911
619-427-1300

www.profilinstitute.com

Profil Institute for Clinical Research, Inc. is the leading clinical research organization (CRO) exclusively focused on diabetes, obesity and NAFLD/NASH, and is recognized globally for its scientific expertise, scope of research methodologies and experience with every clinically relevant drug class and device category in diabetes.

4

QPS, LLC

3 Innovation Way, Ste. 240
Neward, DE 19711
302-369-5601

www.qps.com

QPS is a GLP/GCP-compliant CRO that supports discovery, preclinical, and clinical drug development. We provide quality services in Neuropharmacology, DMPK, Toxicology, Bioanalysis, Translational Medicine, and Early & Late Phase Clinical Research to clients worldwide. Our 30+ regional laboratories, clinical facilities and offices are located in North America, Europe, India and Asia. For more information, visit <http://www.qps.com>.

31

QUOTIENT CLINICAL

Mere Way, Ruddington Fields, Ruddington
Nottingham, UK NG11 6JS
410-926-9191

www.quotientclinical.com

Quotient Clinical brings innovation to early phase drug development programs through the integration of formulation development, real-time GMP manufacturing and clinical testing. Our Enabled-First-In-Human® programs are proven to reduce time to Proof-of-Concept, minimize upfront investment costs and simplify supply chains. The programs are applicable to all molecules (small and large), all formulation types (from simple to complex) and all routes of dose administration. Find out more, visit: www.quotientclinical.com/FIH. Email: info@quotientclinical.com. Call: +1-800-769-3518.

SPONSORS & EXHIBITS

60

RUDRAYA CORPORATION

2864 Route 27, Ste. G
North Brunswick, NJ 08902
888-521-3787

www.rudraya.com

Rudraya is a Scientific Platform and Information Technology Service provider to Pharmaceutical, Biotechnology, and Healthcare organizations with core focus on High Performance Computing Platform (local or cloud based) and Clinical Outcomes Databases Platform (KEEP - Knowledge Enhancing and Enabling Platform).

51

SIMULATIONS PLUS, INC.

42505 10th St. West
Lancaster, PA 93534
661-723-7723

www.simulations-plus.com

GastroPlus™ is the leading PBPK modeling platform for prediction of absorption, DDIs, IVIVCs & population outcomes in humans & animals. DDDPlus™ & MembranePlus™ offer the mechanistic simulations of in vitro dissolution and permeability experiment. And PKPlus™ rapidly generates NCA/compartmental PK modeling reports. These programs are complemented by our PBPK and pharmacometric modeling and simulation services and clinical pharmacology support.

53

TNO

Utrechtseweg 48
3704 HE Zeist
31-0-6232-95637

www.tno.nl

TNO will present its capabilities in the field of microdosing AMS studies showing that these studies may accelerate the clinical development of drugs (small and large molecules). TNO has access to a unique auto combustion AMS and will demonstrate the differences to a graphitization based AMS.

50

VERIFIED CLINICAL TRIALS

1305 Franklin Ave., #150
Garden City, NY 11530
516-998-7499

www.verifiedclinicaltrials.com

Verified Clinical Trials (VCT) is the largest web-based research subject database registry adopted globally by major pharmaceutical companies, CROs and phase 1 CRUs to stop professional research subjects and dual enrollment in all phases of clinical research. Verified Clinical Trials was selected by NIH/NIDA in 2015 to protect their trials. Verified Clinical Trials prevents several other significant protocol violations that are critical to your trials success. Verified Clinical Trials improves research volunteer safety and data quality and reduces liabilities.

7

VINCE AND ASSOCIATES

10103 Metcalf Ave.
Overland Park, KS 66212
913-696-1601

www.vinceandassociates.com

Altasciences Clinical Research encompasses Algorithm Pharma, Vince & Associates Clinical Research and Algorithm Pharma USA, thereby making it one of the largest early phase clinical CROs in North America. With over 25 years of industry experience, Altasciences provides early phase clinical development services to an international customer base of biopharmaceutical and generic companies.

62

WILEY

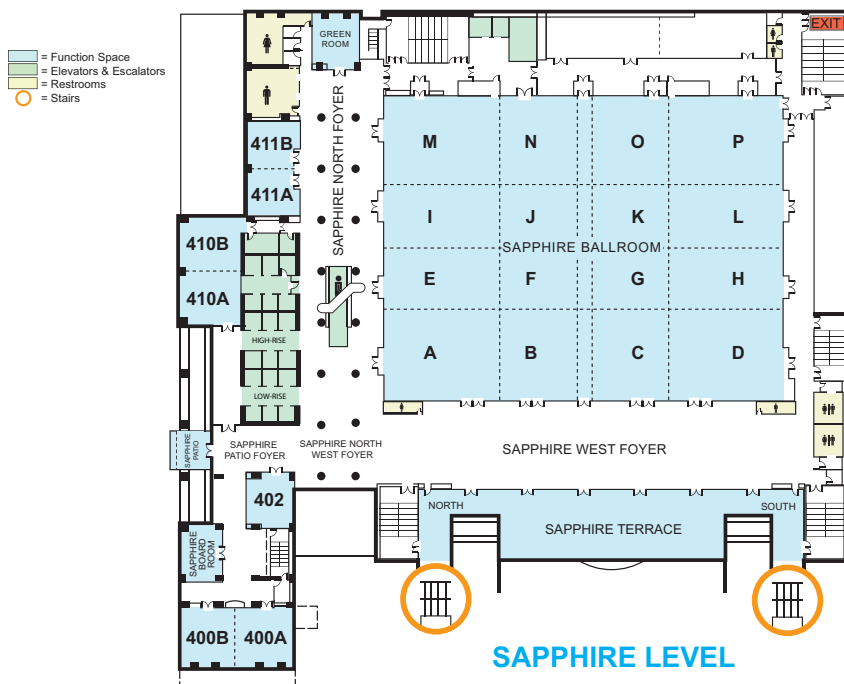
350 Main St.
Malden, MA 02148
781-388-8200

www.wiley.com

Wiley is a global provider of knowledge and knowledge-enabled services that improve outcomes in areas of research, professional practice, and education. Visit our booth or www.wiley.com for more information.

SPONSORS & EXHIBITS

HOTEL FLOOR PLAN



SPONSORS & EXHIBITS

HOTEL FLOOR PLAN (CONTINUED)



POSTERS, POSTER WALKS, LATE-BREAKING AND ENCORE ABSTRACTS

POSTERS, POSTER
WALKS, LATE-
BREAKING AND
ENCORE ABSTRACTS

ACKNOWLEDGMENTS

ABSTRACT REVIEWERS

ASCPT WISHES TO THANK THE ABSTRACT REVIEWERS FOR THEIR TIME AND EFFORT REVIEWING ABSTRACTS SUBMITTED FOR THE ASCPT 2016 ANNUAL MEETING.

- Susan M. Abdel-Rahman, PharmD
Russ B. Altman, MD, PhD
Michael J. Avram, PhD
Kathleen Butler, MD, MS
Wendy Comisar, PhD
Kelly E. Dooley, MD, PhD
Mark J. Dresser, PhD
Julio D. Duarte, PharmD
Maurice G. Emery, PharmD, PhD
Ryan S. Funk, PharmD, PhD
Megan A. Gibbs, PhD, BscPharm, FCP
Jogarao Gobburu, PhD, FCP, MBA
Jennifer L. Goldman, MD
Dionna Jeter Green, MD
Hendrik Jan Guchelaar, PharmD, PhD
Manish Gupta, PhD, FCP
Neeraj Gupta, PhD
Dhanesh K. Gupta, MD
Yaming Hang, PhD
R. Donald Harvey, PharmD, FCCP, BCOP
Donald Heald, PhD
Anne C. Heatherington, PhD
Alan S. Hollister, MD, PhD
Varsha Iyer, PhD
Xuemin Jiang, PhD
Sreeneeranj Kasichayanula, PhD
Brian J. Kirby, PhD
Joan M. Korth-Bradley, PharmD, PhD
Rose Kovelesky, RPh, PhD
Chetan Lathia, PhD
Jieru Egeria Lin, PhD
Jing Liu, PhD
Parvaz Madadi, PhD
Maryann E. Mazer, PharmD, MD
Kathryn M. Momary, PharmD, BCPS
Kari M. Morrissey, PhD
Robin O'Connor-Semmes, PharmD, PhD
Scott Oglesby, PhD
Ying Ou, PhD
Daniele Ouellet, PhD
Alain Andre Patat, MD
Diane J. Plotkin, PhD
Ronda K. Rippley, PhD
Mario L. Rocci, Jr., PhD
Karen Rowland-Yeo, PhD
Nancy C. Sambol, PharmD
Rada Savic, PhD
Aubrey Stoch, MD
Daria Stypinski, BSc(Pharm), PhD
Daniel A. Tatosian, PhD
Jochen G. Theis, MD
Michael A. Tortorici, PharmD, PhD
Sony Tuteja, PharmD
Karthik Venkatakrisnan, PhD
John A. Wagner, MD, PhD
Liewei Wang, MD, PhD
Islam Younis, PhD
Lei Zhang, PhD
Honghui Zhou, PhD

POSTERS, POSTER WALKS, LATE-BREAKING AND ENCORE ABSTRACTS

ENCORE POSTER SESSION

WEDNESDAY, MARCH 9, 2016

4:30 PM – 6:30 PM

SAPPHIRE BALLROOM

E-001

PHARMACOKINETICS, SAFETY AND TOLERABILITY OF TEDIZOLID PHOSPHATE AFTER SINGLE-DOSE ADMINISTRATION IN HEALTHY KOREAN SUBJECTS.

Y. Kim, A. Kim, S. Rhee, S. Yoon, H. Lee, I. Jang, K. Yu; Seoul National University Hospital, Clinical Pharmacology and Therapeutics, Seoul, Korea, Republic of Korea.

E-002

PHASE I STUDY OF TRASTUZUMAB EMTANSINE (T-DM1) IN HER2-POSITIVE METASTATIC BREAST CANCER (MBC) PATIENTS WITH NORMAL OR REDUCED HEPATIC FUNCTION.

P. Agarwal¹, C. Li¹, L. Gibiansky¹, S. Dent², A. Goncalves³, I. Nijem¹, A. Strasak⁴, P. Lorusso⁵, S. Girish¹; ¹Genentech, South San Francisco, CA, ²The Ottawa Hospital Cancer Center, Department of Medicine, University of Ottawa, South San Francisco, ON, Canada, ³Marseille, Marseille, France, ⁴Roche, Basel, Switzerland, ⁵Yale Cancer Center Administration, New Haven, CT.

E-003

META-ANALYTIC APPROACH TO EVALUATE ALTERNATIVE MODELS FOR CHARACTERIZING THE PK PROFILES OF EXTENDED RELEASE FORMULATIONS OF MPH.

R. Gomeni¹, F. Bressolle¹, T. J. Spencer², S. V. Faraone³; ¹Pharmacometrica, La Fouillade, France, ²Massachusetts General Hospital, Boston, MA, ³SUNY Upstate Medical University, Syracuse, NY.

E-004

USE OF A CLINICAL RESPONSE INDEX DERIVED FROM A PK/PD MODEL TO ESTIMATE THE OPTIMAL *IN VIVO* RELEASE RATE OF EXTENDED RELEASE FORMULATIONS OF MPH.

R. Gomeni¹, F. Bressolle¹, T. J. Spencer², S. V. Faraone³; ¹Pharmacometrica, La Fouillade, France, ²Massachusetts General Hospital, Boston, MA, ³SUNY Upstate Medical University, Syracuse, NY.

E-005

OPTIMAL STUDY DESIGN TO EVALUATE THE CLINICAL RESPONSE OF EXTENDED RELEASE FORMULATIONS OF METHYLPHENIDATE (MPH) IN A PEDIATRIC POPULATION.

R. Gomeni¹, F. Bressolle¹, T. J. Spencer², S. V. Faraone³; ¹Pharmacometrica, La Fouillade, France, ²Massachusetts General Hospital, Boston, MA, ³SUNY Upstate Medical University, Syracuse, NY.

E-006

IDENTIFICATION OF NPC1L1 AS A PHYSIOLOGICAL VITAMIN K TRANSPORTER IN THE SMALL INTESTINE.

T. Takada, Y. Yamanashi, T. Yamamoto, Y. Toyoda, H. Yamamoto, H. Suzuki; Department of Pharmacy, The University of Tokyo Hospital, Tokyo, Japan.

E-007

AN AUTOMATED MODELING TOOL FOR CLINICAL PHARMACOLOGISTS.

G. Vlasakakis¹, R. L. O'Connor-Semmes², M. A. Young²; ¹GlaxoSmithKline, London, United Kingdom, ²PAREXEL International, Research Triangle Park, NC.

POSTERS, POSTER WALKS, LATE-BREAKING AND ENCORE ABSTRACTS

E-008

POPULATION PHARMACOKINETIC MODELING AND SIMULATION OF MOXIFLOXACIN IN HUMAN AQUEOUS HUMOR AFTER TOPICAL OCULAR APPLICATION.

J. Lee¹, B. Ohk¹, S. Seong¹, W. Kang¹, M. Gwon¹, H. Lee¹, S. Han², Y. Yoon¹; ¹Kyungpook National University Hospital Clinical Trial Center, Daegu, Korea, Republic of, ²Catholic University Clinical Pharmacology, Seoul, Korea, Republic of.

E-009

INTEGRATED NON-CLINICAL AND CLINICAL RISK ASSESSMENT TO OBLVIATE THE NEED FOR A DEDICATED QTC STUDY OF IXAZOMIB IN CANCER PATIENTS.

N. Gupta¹, Y. Huh², M. M. Hutmacher², S. Ottinger¹, A. Hui¹, K. Venkatakrishnan¹; ¹Millennium Pharmaceuticals, Inc., a wholly owned subsidiary of Takeda Pharmaceutical Company Limited, Cambridge, MA, ²Ann Arbor Pharmacometrics Group (A2PG), Ann Arbor, MI.

E-010

EFFECT OF RIFAMPIN ON THE STEADY-STATE PHARMACOKINETICS (PK) OF CRIZOTINIB AFTER REPEATED DOSING IN CANCER PATIENTS.

W. Tan¹, U. Conte², M. O'Gorman³, K. Monti⁴, K. Wilner¹; ¹Pfizer, Inc., San Diego, CA, ²Pfizer, Inc., New York, NY, ³Pfizer, Inc., Groton, CT, ⁴Rho, Chapel Hill, NC.

E-011

PHARMACOKINETIC INTERACTION BETWEEN CLEVDINE AND ADEFOVIR DIPIVOXIL AFTER A SINGLE ORAL ADMINISTRATION IN HEALTHY MALE SUBJECTS.

S. Moon¹, S. Kim¹, S. Park¹, Y. Kim¹, H. Hwang², S. Yoon¹, I. Jang¹, K. Yu¹, S. Lee¹; ¹Department of Clinical Pharmacology and Therapeutics, Seoul National University Hospital, Seoul, Korea, Republic of, ²Bukwang Pharm. Co., Ltd., Seoul, Korea, Republic of.

E-012

SUNITINIB-INDUCED HYPERTENSION IN CYP3A4 RS4646437 A-ALLELE CARRIERS WITH METASTATIC RENAL CELL CARCINOMA.

M. H. Diekstra¹, A. Belaustegui², **J. J. Swen¹**, E. Boven³, D. Castellano⁴, H. Gelderblom¹, R. H. Mathijssen⁵, J. Garcia-Donas⁶, C. Rodriguez-Antona⁷, B. I. Rini⁸, H. Guchelaar¹; ¹Leiden University Medical Center, Leiden, Netherlands, ²Hospital Universitario Cruces, Department of Clinical Pharmacy, Barakaldo, Spain, ³VU University Medical Center, Department of Medical Oncology, Amsterdam, Netherlands, ⁴Hospital Universitario 12 de Octubre, Oncology Department, Madrid, Spain, ⁵Erasmus MC Cancer Institute, Department of Medical Oncology, Rotterdam Erasmus University, Rotterdam, Netherlands, ⁶Clara Campal Comprehensive Cancer Center, Oncology Unit, Madrid, Spain, ⁷Spanish National Cancer Research Centre (CNIO) Hereditary Endocrine Cancer Group Human Cancer Genetics Programme, Madrid, Spain, ⁸Cleveland Clinic Taussig Cancer Institute Department of Solid Tumor Oncology, Cleveland, OH.

E-013

A STUDY OF GASTRIC PH MODULATION ON THE PHARMACOKINETICS OF CC-292 IN HEALTHY SUBJECTS.

J. Nissel¹, D. Weiss, Y. Li, J. Liu, L. Liu, M. Palmisano; Celgene Corporation, Summit, NJ.

E-014

POTENTIAL FOR RACE-GENOTYPE INTERACTIONS IN EVALUATION OF CYP2C19 GENOTYPE EFFECTS ON PHARMACOKINETICS: AN IN SILICO PHYSIOLOGICALLY-BASED PHARMACOKINETIC (PB-PK) STUDY.

C. Patel¹, C. Rath², K. Venkatakrishnan¹; ¹Takeda Pharmaceuticals International Co., Cambridge, MA, ²University of Tennessee Health Sciences Center, Memphis, TN.

POSTERS, POSTER WALKS, LATE-BREAKING AND ENCORE ABSTRACTS

E-015

EFFECT OF FOOD INTAKE ON THE PHARMACOKINETICS OF YH4808, A NOVEL K⁺-COMPETITIVE ACID BLOCKER, AFTER MULTIPLE ORAL ADMINISTRATION IN HEALTHY SUBJECTS.

H. Lee¹, A. Kim¹, S. Yoon¹, S. Yi¹, S. Nam², S. Jang², S. Yoon¹, J. Cho¹, K. Yu¹, H. Lee¹;

¹Department of Clinical Pharmacology and Therapeutics, Seoul National University College of Medicine and Hospital, Seoul, Korea, Republic of, ²Yuhan Research Institute, Yuhan Corporation, Seoul, Korea, Republic of.

E-016

EFFECT OF FOOD ON THE PHARMACOKINETICS AND SAFETY OF YH4808, A NOVEL K⁺-COMPETITIVE ACID BLOCKER, AFTER SINGLE ORAL ADMINISTRATION IN HEALTHY SUBJECTS.

H. Lee¹, A. Kim¹, Y. Kim¹, S. Yi¹, S. Lee¹, S. Nam², S. Jang², S. Yoon¹, J. Cho¹, K. Yu¹, H. Lee¹;

¹Department of Clinical Pharmacology and Therapeutics, Seoul National University College of Medicine and Hospital, Seoul, Korea, Republic of, ²Yuhan Research Institute, Yuhan Corporation, Seoul, Korea, Republic of.

E-017

EFFECT OF GENETIC POLYMORPHISMS ON ERLOTINIB PHARMACOKINETICS AND ADVERSE EVENTS JAPANESE PATIENTS WITH NON-SMALL-CELL LUNG CANCER (NSCLC).

A. Hamada¹, J. Sasaki², S. Saeki³, M. Inaba⁴, S. Ushijima⁴, H. Kishi⁵, S. Fujii⁶, H. Semba⁶, K. Kashiwabara⁷, Y. Tsubata⁸, C. E. Tsukude³, Y. K. Shimizu³, T. Isobe⁸, H. Kohrog³, H. Saito³; ¹National Cancer Center, Tokyo, Japan, ²Kitasato University Hospital, Kanagawa, Japan, ³Kumamoto University, Kumamoto, Japan, ⁴Kumamoto Central Hospital, Kumamoto, Japan, ⁵Kumamoto City Hospital, Kumamoto, Japan, ⁶Kumamoto Regional Medical Center, Kumamoto, Japan, ⁷Kumamoto Medical Center, Kumamoto, Japan, ⁸Shimane University Hospital, Shimane, Japan.

E-018

INFLUENCE OF 6-DAY CO-ADMINISTRATION OF DEXAMETHASONE ON THE PHARMACOKINETICS OF OSELTAMIVIR IN HEALTHY VOLUNTEERS.

K. Jang¹, J. Oh¹, M. Kim², S. Lee¹, J. Cho¹, I. Jang¹, K. Yu¹, T. Choi², S. Shin³, K. Lim⁴;

¹Department of Clinical Pharmacology and Therapeutics, Seoul, Korea, Republic of, ²Department of Psychiatry, Seongnam, Korea, Republic of, ³CHA Health Systems, Seongnam, Korea, Republic of, ⁴Department of Clinical Pharmacology and Therapeutics, Seongnam, Korea, Republic of.

E-019

POPULATION MODELING STUDY FOR EVALUATION OF EFFECTIVE AND SAFE DOSE OF RPH-104 FOR THE TREATMENT OF BEHÇET'S SYNDROME AND FMF.

E. Metelkin¹, T. Petukhova¹, O. Demin¹, E. Shipaeva², M. Samsonov², A. Krotkova², Y. Lavrovsky³; ¹Institute for Systems Biology, Moscow, Russian Federation, ²CJSC R-Pharm, Moscow, Russian Federation, ³R-Pharm Overseas, Inc., San Diego, CA.

E-020

ASSESSMENT OF PHARMACOKINETIC INTERACTION BETWEEN RILOTUMUMAB AND EPIRUBICIN, CISPLATIN, AND CAPECITABINE IN A PHASE III STUDY IN PATIENTS WITH MET-POSITIVE GASTRIC CANCER.

Y. Zhang, M. Kuchimanchi, M. Zhu, S. Doshi, T. Hoang, S. Kasichayanula; Amgen, Inc., Thousand Oaks, CA.

POSTERS, POSTER WALKS, LATE-BREAKING AND ENCORE ABSTRACTS

E-021

PHARMACOKINETICS, PHARMACODYNAMICS AND TOLERABILITY OF DWP05195, A NOVEL TRPV1 ANTAGONIST, AFTER MULTIPLE ORAL DOSES IN HEALTHY VOLUNTEERS.

J. Lee¹, S. Lee¹, N. Gu², B. Kim³, Y. Choi¹, J. Kim⁴, H. Kim⁴, S. Park¹, H. Lee¹, K. Yu¹, I. Jang¹; ¹Department of Clinical Pharmacology and Therapeutics, Seoul National University College of Medicine and Hospital, Seoul, Korea, Republic of, ²Department of Clinical Pharmacology and Therapeutics and Clinical Trial Center, Dongguk University College of Medicine and Ilsan Hospital, Ilsan, Korea, Republic of, ³Department of Clinical Pharmacology and Therapeutics, Kyung Hee University College of Medicine and Hospital, Seoul, Korea, Republic of, ⁴Daewoong Pharmaceutical Co., Ltd., Seoul, Korea, Republic of.

E-022

PREDICTING THE EFFECT OF CYP3A INDUCERS ON THE PHARMACOKINETICS OF SUBSTRATE DRUGS USING PBPK MODELING - AN ANALYSIS OF PBPK SUBMISSIONS TO THE FDA.

C. Wagner, Y. Pan, V. Hsu, V. Sinha, P. Zhao; US Food and Drug Administration, Silver Spring, MD.

E-023

SAMPLE SIZE AND INTRASUBJECT COEFFICIENT OF VARIATION OF BIOEQUIVALENCE STUDIES: A POST-HOC ANALYSIS.

I. Chung¹, S. Lee¹, S. Yoon¹, K. Yu¹, H. Lee¹, I. Jang¹, J. Chung²; ¹Seoul National University Hospital, Seoul, Korea, Republic of, ²Department of Clinical Pharmacology and Therapeutics, Seoul National University Bundang Hospital and College of Medicine, Seongnam, Korea, Republic of.

E-024

REPRODUCIBILITY OF A BATTERY OF HUMAN EVOKED PAIN MODEL TO DETECT PHARMACOLOGICAL EFFECTS OF ANALGESIC DRUGS.

P. S. Siebenga¹, G. van Amerongen¹, P. Okkerse¹, R. Butt², J. Hay¹, G. Groeneveld¹; ¹Centre for Human Drug Research, Leiden, Netherlands, ²Pfizer, Inc., Cambridge, United Kingdom.

E-027

INTRINSIC AND EXTRINSIC DETERMINANTS OF PHARMACOKINETIC (PK) VARIABILITY OF CANCER THERAPEUTICS.

E. L. Reyner¹, L. J. Dickmann¹, B. Lum¹, N. R. Budha¹, P. Morcos², A. Phipps³, K. M. Morrissey¹, J. A. Ware¹; ¹Genentech, South San Francisco, CA, ²Roche, New York, NY, ³Roche, Welwyn Garden City, United Kingdom.

E-028

ACCELERATING TREATMENTS FOR ALZHEIMER DISEASE: A METABOLOMICS APPROACH FOR PRECISION MEDICINE.

R. Kaddurah-Daouk; Duke University Medical Center, Durham, NC.

E-029

PHARMACOMETABOLOMIC SIGNATURES OF SUBJECTS WITH REFRACTORY MAJOR DEPRESSIVE DISORDER TREATED WITH ESKETAMINE OR KETAMINE.

D. M. Rotroff¹, D. G. Corum², A. A. Motsinger-Reif¹, O. Fiehn³, N. Bottrel⁴, W. C. Drevets⁴, J. Singh⁴, G. Salvatore⁴, R. Kaddurah-Daouk⁵; ¹Bioinformatics Research Center, North Carolina State University, Raleigh, NC, ²Department of Drug Discovery and Biomedical Sciences, Medical University of South Carolina, Charleston, SC, ³UC Davis Genome Center, University of California Davis, Davis, CA, ⁴Janssen Research & Development, LLC, Titusville, NJ, ⁵Department of Psychiatry, Duke University Medical Center, Durham, NC.

POSTERS, POSTER WALKS, LATE-BREAKING AND ENCORE ABSTRACTS

E-030

INFLUENCE OF SEX AND RACE ON MYCOPHENOLIC ACID PHARMACOKINETICS IN STABLE AFRICAN AMERICAN AND CAUCASIAN RENAL TRANSPLANT RECIPIENTS.

K. M. Tornatore¹, C. J. Meaney¹, G. E. Wilding², S. S. Chang³, A. Gundroo⁴, L. M. Cooper¹, V. Gray⁵, K. N. Shin¹, G. J. Fetterly⁶, J. J. Prey⁷, K. Clark⁷, R. C. Venuto³; ¹School of Pharmacy & Pharmaceutical Sciences, NYS Center of Excellence Bioinformatics & Life Sciences, University at Buffalo, Buffalo, NY, ²School of Public Health & Health Professions, CBLS, University at Buffalo, Buffalo, NY, ³School of Medicine and Biomedical Sciences University at Buffalo, Buffalo, NY, ⁴School of Medicine & Biomedical Sciences; University at Buffalo, Buffalo, NY, ⁵Erie County Medical Center, Buffalo, NY, ⁶Pharmacokinetics Analytical Core; Roswell Park Cancer Institute Pharmaceutical Sciences; CBLS; University at Buffalo, Buffalo, NY, ⁷Pharmacokinetics Analytical Core; Roswell Park Cancer Institute, Buffalo, NY.

E-031

LACK OF EFFECT OF ROLAPITANT, A CANCER SUPPORTIVE CARE ANTIEMETIC, ON QTC INTERVALS IN HEALTHY SUBJECTS.

X. Wang, Z. Zhang, D. Powers, J. Christensen, V. Kansra; TESARO, Waltham, MA.

E-032

PREDICTED ANTI-CRYPTOCOCCAL EFFICACY OF SERTRALINE IN HIV-INFECTED UGANDANS.

A. A. Alhadab, R. C. Brundage, ASTRO-CM GROUP; University of Minnesota, Minneapolis, MN.

E-033

PHYSIOLOGICALLY BASED PHARMACOKINETIC (PBPK) MODELING OF AZD4017 TO SUPPORT DOSE SELECTION IN PHASE II TRIAL.

H. Xu, W. Zhou, C. Wegner, D. Zhou, N. Al-Huniti; AstraZeneca, Waltham, MA.

E-034

NALOXEGOL CONCENTRATION-QT ANALYSIS FROM THOROUGH QT STUDY TO PREDICT QTcF INTERVAL PROLONGATION WITH PRESENCE OF DRUG-DRUG INTERACTION.

H. Xu, J. Li, N. Al-Huniti; AstraZeneca, Waltham, MA.

E-035

EFFECT OF MILD HEPATIC IMPAIRMENT (CHILD PUGH CLASS A) ON PHARMACOKINETICS OF ISTRADÉFYLLINE.

X. Zhang¹, M. Mukai¹, T. Uchimura², M. Vergeire¹, M. Cantillon¹; ¹Kyowa HAKKO Kirin Pharma, Inc., Princeton, NJ, ²Kyowa HAKKO Kirin Co., Tokyo, Japan.

E-036

EFFECT OF RIFAMPIN ON PHARMACOKINETICS OF ISTRADÉFYLLINE IN HEALTHY SUBJECTS.

X. Zhang¹, M. Mukai¹, T. Uchimura², M. Vergeire², M. Cantillon¹; ¹Kyowa HAKKO Kirin Pharma, Inc., Princeton, NJ, ²Kyowa HAKKO Kirin Co., Tokyo, Japan.

Abstracts E-001 – E-036

HAVE BEEN INCLUDED IN THE SUPPLEMENT ISSUE OF CPT: CLINICAL PHARMACOLOGY & THERAPEUTICS.

E-037

GLUCOCORTICOID RECEPTOR ANTAGONISM DECREASES ALCOHOL SEEKING IN ALCOHOL-DEPENDENT SUBJECTS.

M. H. Skinner, D. Estey, B. Mason; The Scripps Research Institute, La Jolla, CA.

POSTERS, POSTER WALKS, LATE-BREAKING AND ENCORE ABSTRACTS

E-038

PHYSIOLOGICALLY BASED AND POPULATION PK MODELING IN OPTIMIZING DRUG DEVELOPMENT: A PREDICT-LEARN-CONFIRM ANALYSIS.

A. Suri¹, S. Chapel², C. Lu¹, K. Venkatakrishnan¹; ¹Millennium Pharmaceuticals Inc., Cambridge, MA, USA, a wholly owned subsidiary of Takeda Pharmaceutical Company Limited, Cambridge, MA, ²Ann Arbor Pharmacometrics Group, Ann Arbor, MO.

E-039

NOVEL MODEL-BASED DOSING GUIDELINES FOR GENTAMICIN AND TOBRAMYCIN IN PRETERM AND TERM NEONATES.

P. A. Valitalo¹, J. N. van der Anker², K. Allegaert³, R. F. de Cock¹, M. de Hoog⁴, S. H. Simons⁴, J. W. Mouton⁴, C. A. Knibbe⁵; ¹Leiden University, Leiden, Netherlands, ²Children's National Medical Center, Washington, WA, ³KU Leuven, Leuven, Belgium, ⁴Erasmus MC Sophia Children's Hospital, Rotterdam, Netherlands, ⁵St Antonius Hospital, Nieuwegein, Netherlands.

E-040

CYP2C19 METABOLIZER STATUS AND CLOPIDOGREL EFFICACY IN THE SECONDARY PREVENTION OF SMALL SUBCORTICAL STROKES (SPS3) STUDY.

C. W. McDonough¹, L. A. McClure², B. D. Mitchell³, Y. Gong¹, R. B. Horenstein³, J. P. Lewis³, T. S. Field⁴, R. L. Talbert⁵, O. R. Benavente⁴, J. A. Johnson¹, A. R. Shuldiner³; ¹University of Florida, Gainesville, FL, ²Drexel University, Philadelphia, PA, ³University of Maryland School of Medicine, Baltimore, MD, ⁴University of British Columbia, Vancouver, BC, Canada, ⁵University of Texas at Austin, Austin, TX.

E-041

SUBCLINICAL HYPOTHYROIDISM IS A RISK FACTOR FOR STATIN-ASSOCIATED DIABETES MELLITUS.

N. Gronich¹, S. N. Deftereos², I. Lavi¹, A. S. Persidis², D. R. Abernethy³, G. Rennert⁴; ¹Pharmacoepidemiology unit, Department of Community Medicine and Epidemiology, Carmel Medical Center, Clalit Health Services, Haifa, Israel, ²Biovista Inc., Charlottesville, VA, ³Drug Safety Group, Office of Clinical Pharmacology, U.S. Food and Drug Administration, Silver Spring, MD, ⁴Carmel Medical Center, and Bruce Rappaport Faculty of Medicine, Technion – Israel Institute of Technology and Office of Chief Physician, Clalit Health Services, Haifa, Israel.

E-042

MOXIFLOXACIN-INDUCED QTC PROLONGATION IN HEALTHY JAPANESE AND CAUCASIAN VOLUNTEERS: A DIRECT COMPARISON OF ETHNIC DIFFERENCES IN A THOROUGH QTC STUDY.

R. Kleiman¹, J. Morganroth¹, Y. Wang²; ¹ERT, Philadelphia, PA, ²Food and Drug Administration, Silver Spring, MD.

E-043

BENEFITS OF CENTRALIZED ECG ANALYSIS IN CLINICAL ONCOLOGY STUDIES.

R. Kleiman, J. Litwin, J. Morganroth; ERT, Philadelphia, PA.

POSTERS, POSTER WALKS, LATE-BREAKING AND ENCORE ABSTRACTS

E-044

SAFE LONG-TERM SORAFENIB THERAPY IN HEPATOCELLULAR CARCINOMA PATIENTS REQUIRES MONITORING OF SERUM LEVELS OF SORAFENIB AND ITS *N*-OXIDE: A PILOT STUDY.

M. Shimada¹, H. Okawa², Y. Kondo³, T. Maejima⁴, Y. Kataoka⁴, K. Hisamichi⁴, M. Maekawa⁴, M. Matsuura⁴, Y. Jin⁵, T. Shimosegawa³, N. Mano⁴; ¹Tottori university hospital, Yonago, Japan, ²Department of Clinical Pharmacy, Graduate School of Pharmaceutical Sciences, Tohoku University, Sendai, Japan, ³Department of Gastroenterology, Graduate School of Medicine, Tohoku University, Sendai, Japan, ⁴Department of Pharmaceutical Sciences, Tohoku University Hospital, Sendai, Japan, ⁵Division of Nursing, Tohoku University Hospital, Sendai, Japan.

E-045

THE EFFECTS OF A MEAL ON QTC TO DEMONSTRATE ECG ASSAY SENSITIVITY.

J. Taubel¹, G. Ferber², U. Lorch¹, D. Wang³, M. Sust⁴, A. Camm¹; ¹Richmond Pharmacology Ltd, London, United Kingdom, ²Statistik Georg Ferber GmbH, Riehen, Switzerland, ³Liverpool School of Tropical Medicine, Liverpool, United Kingdom, ⁴ESTEVE Research & Development, Barcelona, Spain.

POSTERS, POSTER WALKS, LATE-BREAKING AND ENCORE ABSTRACTS

QUANTITATIVE PHARMACOLOGY (QP) POSTER SESSION

THURSDAY, MARCH 10, 2016

4:30 PM – 6:30 PM

SAPPHIRE BALLROOM

PI-001

BIOEQUIVALENCE OF FIXED DOSE COMBINATION (FDC) TABLETS OF LINAGLIPTIN / METFORMIN EXTENDED RELEASE COMPARED WITH THE FREE COMBINATIONS IN HEALTHY VOLUNTEERS.

C. Lippert¹, R. Sennewald¹, J. Bell², S. Wiebe¹, S. Hüttner¹; ¹Boehringer Ingelheim Pharma GmbH & Co. KG, Biberach, Germany, ²Boehringer Ingelheim Ltd., Bracknell, United Kingdom.

PI-002

MODEL-BASED ASSESSMENT OF DRUG-DRUG INTERACTION AND IMMUNOGENICITY ON THE PHARMACOKINETICS (PK) OF NIVOLUMAB AND IPILIMUMAB IN COMBINATION IN ADVANCED MELANOMA PATIENTS.

L. Zhu, P. Chan, H. Vezina, X. Wang, Y. Feng, P. Statkevich, A. Roy; Bristol-Myers Squibb, Princeton, NJ.

PI-003

REPEATED TIME-TO-EVENT MODELING TO CHARACTERIZE THE BLEEDING-PROPHYLACTIC EFFICACY OF ACE910, A BISPECIFIC ANTIBODY TO FACTORS IXA AND X, IN PATIENTS WITH HEMOPHILIA A.

K. Yoneyama¹, C. Schmitt², N. Kotani¹, N. Fukazawa¹, G. G. Levy³, S. Iida¹, M. Shima⁴, T. Kawanishi¹; ¹Chugai Pharmaceutical Co., Ltd., Tokyo, Japan, ²F. Hoffmann-La Roche AG, Basel, Switzerland, ³Genentech, South San Francisco, CA, ⁴Nara Medical University, Nara, Japan.

PI-004

CLINICAL EVALUATION OF LY2944876 MODEL-BASED DOSING REGIMENS TO ACHIEVE SUPRATHERAPEUTIC EXPOSURES FOR A THOROUGH QTC ASSESSMENT STUDY.

L. Tham¹, C. Loghin², C. Cai Tang¹, E. Chen Quin Lam¹; ¹Lilly-NUS Center for Clinical Pharmacology, Singapore, Singapore, ²Eli Lilly and Company, Indianapolis, IN.

PI-005

DIFFERENT IMPACT OF CYP INHIBITOR AND INDUCER AMONG SUBJECTS WITH DIFFERENT BASAL CYP ACTIVITIES.

K. Odagiri¹, S. Miyakawa¹, A. Hakamata¹, N. Katayama¹, N. Inui¹, S. Tanaka², S. Uchida², N. Namiki², H. Watanabe¹; ¹Hamamatsu University School of Medicine, Hamamatsu, Japan, ²University of Shizuoka, Shizuoka, Japan.

PI-008

FIRST-IN-HUMAN (FIH) STUDY OF E6011, A NOVEL HUMANIZED ANTI-FRACTALKINE (CX3CL1) MONOCLONAL ANTIBODY.

H. Tabuchi¹, K. Oketani¹, T. Katsurabara¹, M. Mori¹, T. Muraishi¹, M. Aoyama¹, T. Obara¹, N. Yasuda¹, H. Akama¹, T. Kawano², T. Imai², I. Ieiri³, Y. Kumagai⁴; ¹Eisai Co., Ltd., Tokyo, Japan, ²KAN Research Institute, Inc., Kobe, Japan, ³Kyushu University, Fukuoka, Japan, ⁴Kitasato University Hospital, Sagamihara, Japan.

PI-009

DRUG-DRUG INTERACTION OF LY2623091 WITH CYP3A INHIBITORS ITRACONAZOLE (ITR) AND DILTIAZEM (DIL) AND THE STEADY STATE PHARMACOKINETICS OF ITRACONAZOLE.

G. L. Dickinson, D. L. Phillips, M. M. Posada, A. Chaudhary, S. D. Hall; Eli Lilly and Company, Indianapolis, IN.

POSTERS, POSTER WALKS, LATE-BREAKING AND ENCORE ABSTRACTS

PI-010

DISTRIBUTION, METABOLISM, AND EXCRETION OF GEDATOLISIB IN HEALTHY MALE VOLUNTEERS AFTER A SINGLE [¹⁴C]-LABELED IV INFUSION.

B. E. Houk, C. Alvey, L. Kirkovsky, K. Matschke, T. Ryder, R. Obach; Pfizer, Inc., San Diego, CA.

PI-011

DRUG-DRUG INTERACTION RISK ASSESSMENT OF SIROLIMUS THERAPY DURING CO-ADMINISTRATION OF CALCINEURIN INHIBITORS IN RENAL TRANSPLANT PATIENTS.

C. Emoto, A. A. Vinks, T. Fukuda; Division of Clinical Pharmacology, Cincinnati Children's Hospital Medical Center, Cincinnati, OH.

PI-012

POPULATION PHARMACOKINETIC MODELING OF AXITINIB IN PATIENTS WITH ADVANCED HEPATOCELLULAR CANCER.

Y. Chen¹, Y. Kang², O. Valota³, Y. Pithavala⁴; ¹Pfizer, Inc., San Diego, CA, ²Asan Medical Center, University of Ulsan College of Medicine, Seoul, Korea, Republic of, ³Pfizer, Inc., Milan, Italy, ⁴Pfizer, Inc., San Diego, CA.

PI-013

EFFECT OF AGE AND ADMINISTRATION WITH FOOD ON THE SINGLE-DOSE PHARMACOKINETICS OF HT-3951, A SELECTIVE AND REVERSIBLE INHIBITOR OF MAO-B, IN NORMAL HEALTHY SUBJECTS.

D. J. Carpenter, J. J. Anderson, T. Dewitt, J. Djan, C. Mason, J. Parsons, J. Ruckle, P. Perera; Dart Neuroscience, San Diego, CA.

PI-014

EFFECT OF MODERATE AND STRONG CYP3A INHIBITORS ON THE PHARMACOKINETICS OF PF-00489791, A SELECTIVE PDE5 INHIBITOR.

S. Rajee¹, S. Ripp², R. LaBadie², C. Alvey², W. Scheele³; ¹Pfizer, Inc., Collegeville, PA, ²Pfizer, Inc., Groton, CT, ³Pfizer, Inc., Cambridge, MA.

PI-015

DETERMINATION OF ABSOLUTE ORAL BIOAVAILABILITY AND FRACTION ABSORBED OF ERTUGLIFLOZIN USING A NOVEL MICROTRACER APPROACH.

S. Rajee¹, E. Callegari², V. Sahasrabudhe², A. Vaz², H. Shi², E. Fluhler³, E. Woolf⁴, K. Schildknecht², K. Matschke¹, C. Alvey², S. Zhou⁵, D. Papadopoulos⁶, R. Fountaine², D. Saur⁷, S. Terra⁸, L. Stevens⁹, D. Cutler⁵; ¹Pfizer, Inc., Collegeville, PA, ²Pfizer, Inc., Groton, CT, ³Pfizer, Inc., Pearl River, NY, ⁴Merck & Co., Inc., West Point, PA, ⁵Merck & Co., Inc., Rahway, NJ, ⁶Pfizer, Inc., Sandwich, United Kingdom, ⁷Pfizer, Inc., Paris, France, ⁸Pfizer, Inc., Andover, MA, ⁹Quotient Clinical Limited, Nottingham, United Kingdom.

PI-016

PHARMACOKINETIC PREDICTION OF PACLITAXEL INDUCED PERIPHERAL NEUROPATHY.

H. V. Nguyen¹, D. Sun¹, N. Henry², **D. L. Hertz**¹; ¹University of Michigan College of Pharmacy, Ann Arbor, MI, ²University of Michigan Comprehensive Cancer Center, Ann Arbor, MI.

PI-017

APPLICATION OF A HAZARD-BASED VISUAL PREDICTIVE CHECK TO EVALUATE PARAMETRIC HAZARD MODELS.

Y. Huh, M. M. Hutmacher; Ann Arbor Pharmacometrics Group (A2PG), Ann Arbor, MI.

PI-018

CONCENTRATION-QTC ANALYSIS OF POLATUZUMAB VEDOTIN IN PATIENTS WITH B-CELL HEMATOLOGIC MALIGNANCIES.

D. Lu¹, S. Girish¹, M. Marchand², M. Mouksassi³, C. Garnett⁴, C. Li¹, P. Agarwal¹, J. Essig⁵, C. Jones¹, J. Hirata¹, Y. Chu¹, J. Jin¹; ¹Genentech, South San Francisco, CA, ²Pharsight Consulting Services, Pharsight, part of Certara™, Marseille, France, ³Pharsight Consulting Services, Pharsight, part of Certara™, Montreal, QC, Canada, ⁴Pharsight Consulting Services, Pharsight, part of Certara™, Princeton, NJ, ⁵Roche, Basel, Switzerland.

POSTERS, POSTER WALKS, LATE-BREAKING AND ENCORE ABSTRACTS

PI-019

PHARMACOKINETIC ANALYSIS OF THE ORAL CYP17 INHIBITOR VT464 TO DESCRIBE TIME-DEPENDENT CHANGES IN CLEARANCE IN MEN WITH METASTATIC CASTRATE-RESISTANT PROSTATE CANCER.

C. J. Peer¹, K. T. Schmidt¹, M. F. Nogueira Filho¹, J. Eisner², W. Moore², W. D. Figg¹; ¹National Cancer Institute, Bethesda, MD, ²Innocrin Pharmaceuticals, Inc., Durham, NC.

PI-020

RIFAMPIN MODULATION OF XENO- AND ENDO-BIOTIC CONJUGATING ENZYME MRNA EXPRESSION IN HUMAN HEPATOCYTES.

B. T. Gufford¹, H. Gao², H. Lin², Y. Liu², Z. Desta¹, T. C. Skaar¹; ¹Department of Medicine, Division of Clinical Pharmacology, Indiana University School of Medicine, Indianapolis, IN, ²Department of Medical and Molecular Genetics, Indiana University School of Medicine, Indianapolis, IN.

PI-021

MANY ANSWERS FROM A FIRST IN HUMAN (FIH) STUDY: SAFETY, TOLERABILITY, PHARMACOKINETICS (PK) AND PHARMACODYNAMICS (PD) OF PF-06260414 IN HEALTHY WESTERN AND JAPANESE MALES.

I. Bhattacharya¹, S. Tarabar², Y. Liang³, V. Pradhan¹, J. Owens¹, B. Oemar¹; ¹Pfizer, Inc., Cambridge, MA, ²Pfizer, Inc., New Haven, CT, ³Pfizer, Inc., Groton, CT.

PI-022

COMPARISON OF MODEL PERFORMANCES IN CHARACTERIZING THE PHARMACOKINETICS (PK) AND PHARMACODYNAMICS (PD) OF AN ANTI-MYOSTATIN MONOCLONAL ANTIBODY.

I. Bhattacharya¹, L. Harnisch², P. Chan², S. Marraffino¹, A. Heatherington¹; ¹Pfizer, Inc., Cambridge, MA, ²Pfizer, Inc., Sandwich, United Kingdom.

PI-023

EFFECT OF HEPATIC IMPAIRMENT ON ELUXADOLINE PHARMACOKINETICS.

J. M. Davenport¹, T. Marbury², J. Berg³, L. S. Dove¹, P. S. Covington¹; ¹Former employee of Furiex Pharmaceuticals, Inc., a subsidiary of Allergan plc., Jersey City, NJ, ²Orlando Clinical Research Center, Orlando, FL, ³DaVita Clinical Research, Minneapolis, MN.

PI-024

DEVELOPMENT OF A MECHANISM-BASED DRUG-DISEASE MODELING PLATFORM FOR TYPE 2 DIABETES MELLITUS.

F. K. Hurtado¹, P. Gaitonde¹, P. Garhyan², J. Y. Chien², S. Schmidt¹; ¹University of Florida, Orlando, FL, ²Eli Lilly and Company, Indianapolis, IN.

PI-025

LACK OF EFFECT OF RIVIPANSEL ON QT_c INTERVAL IN HEALTHY ADULT MALE AFRICAN AMERICAN SUBJECTS.

B. Tammara¹, A. Plotka¹, F. Shafer¹, D. Readett², S. Riley², J. Korth-Bradley¹; ¹Pfizer, Inc., Collegeville, PA, ²Pfizer, Inc., Groton, CT.

PI-026

MODEL-BASED EVALUATION OF THE EFFECT OF KETOCONAZOLE ON PARITAPREVIR HARMACOKINETICS.

M. Ahmed, A. Khatri; AbbVie, North Chicago, IL.

PI-027

RECOMMENDATION OF AN ALTERNATIVE DOSING REGIMEN FOR RILPIVIRINE DURING CO-ADMINISTRATION WITH HCV 3D REGIMEN: MODEL-BASED APPROACH.

M. Ahmed, A. Polepally, R. Menon, A. Khatri; AbbVie, North Chicago, IL.

POSTERS, POSTER WALKS, LATE-BREAKING AND ENCORE ABSTRACTS

PI-028

EFFECT OF A STRONG INDUCER ON THE PLASMA PHARMACOKINETICS (PK) OF THE SMOOTHENED (SMO) INHIBITOR GLASDEGIB (PF-04449913).

M. Shaik¹, B. Hee¹, H. Wei², R. LaBadie³; ¹Pfizer, Inc., San Diego, CA, ²Pfizer, Inc., Shanghai, China, ³Pfizer, Inc., Groton, CT.

PI-029

A PHASE IB CLINICAL STUDY TO EVALUATE THE ANALGESIC EFFECT OF GIC-1001 AND GIC-1002 ON VISCERAL PAIN UNDER RECTAL DISTENSION USING THE BAROSTAT METHOD IN HEALTHY VOLUNTEERS.

J. Paquette¹, M. Iovu Niculita¹, M. Rufiange¹, S. Boily¹, E. Sicard¹, J. Massicotte¹, M. Lefebvre¹, O. Uresandi², P. Colin², M. Ranger²; ¹Algorithme Pharma Inc., Montreal, QC, Canada, ²glcare Pharma Inc., Montreal, QC, Canada.

PI-030

PAIN THRESHOLDS OBSERVED FOLLOWING THE ADMINISTRATION OF PLACEBO, GIC-1001 AND GIC-1002 IN HEALTHY VOLUNTEERS UNDERGOING RECTAL DISTENSIONS USING THE BAROSTAT METHOD.

J. Paquette¹, M. Iovu Niculita¹, M. Rufiange¹, S. Boily¹, E. Sicard¹, J. Massicotte¹, M. Lefebvre¹, O. Uresandi², P. Colin², M. Ranger²; ¹Algorithme Pharma Inc., Montreal, QC, Canada, ²glcare Pharma Inc., Montreal, QC, Canada.

PI-031

POPULATION PHARMACOKINETICS OF RECOMBINANT HUMAN SOLUBLE THROMBOMODULIN ALFA IN PEDIATRIC HEMATOLOGIC MALIGNANCY PATIENTS WITH DISSEMINATED INTRAVASCULAR COAGULATION.

M. Takeuchi¹, R. Tanoshima², K. Sasaki², H. Kato², M. Yanagimachi², S. Ito², S. Yokota², N. Miyagawa³, T. Sarashina³, T. Yokosuka³, S. Ito¹, H. Goto³; ¹Division of Clinical Pharmacology and Toxicology, The Hospital for Sick Children, Toronto, ON, Canada, ²Department of Pediatrics, Yokohama City University Hospital, Yokohama, Japan, ³Division of Hemato-Oncology/Regenerative Medicine, Kanagawa Children's Medical Center, Yokohama, Japan.

PI-032

USING PBPK MODELING TO PREDICT HEPATIC AND GUT WALL CONCENTRATIONS OF ERYTHROMYCIN (ERY) AFTER P.O. ADMINISTRATION AS ENTERIC-COATED (EC) OR STEARATE SALT (SS) FORMULATIONS.

M. Li, J. Venitz; Virginia Commonwealth University, Richmond, VA.

PI-033

SAFETY, TOLERABILITY, PHARMACOKINETICS (PK), AND PHARMACODYNAMICS (PD) OF AZD7594 AFTER SINGLE AND MULTIPLE ASCENDING INHALED DOSES IN HEALTHY MALE VOLUNTEERS.

Y. Chen¹, S. Prothon², M. Aurivillius², U. G. Eriksson², A. Aggarwal¹; ¹AstraZeneca, Waltham, MA, ²AstraZeneca, Molndal, Sweden.

POSTERS, POSTER WALKS, LATE-BREAKING AND ENCORE ABSTRACTS

PI-034

CLINICAL PHARMACOKINETICS (PK) OF AZD4901, THE NEUROKININ B RECEPTOR ANTAGONIST.

Y. Chen¹, N. Al-Huniti¹, L. Webber², E. Masson¹; ¹AstraZeneca, Waltham, MA, ²AstraZeneca, Alderley Park, United Kingdom.

PI-035

EFFECTS OF THE CYP3A PERPETRATORS VORICONAZOLE, EFAVIRENZ AND RIFAMPIN ON MIDAZOLAM PLASMA CONCENTRATIONS DURING CONTINUOUS MICRODOSE INFUSION IN HEALTHY VOLUNTEERS.

N. Hohmann, K. Gottwald, D. Czock, J. Burhenne, W. E. Haefeli, G. Mikus; Department of Clinical Pharmacology, Heidelberg, Germany.

PI-036

QUANTITATIVE ASSESSMENT OF THE EFFICACY OF TAK-385, AN INVESTIGATIONAL, ORAL GNRH ANTAGONIST IN PROSTATE CANCER PATIENTS (PTS) TO OPTIMIZE TRIAL DESIGN AND DOSE SELECTION.

H. M. Faessel¹, N. Snelder², M. Ahsman², D. B. MacLean¹, F. Saad³, N. D. Shore⁴, H. Shi¹, K. Venkatakrishnan¹, P. Vis²; ¹Millennium Pharmaceuticals, Inc., a wholly owned subsidiary of Takeda Pharmaceutical Company Limited, Cambridge, MA, ²LAP&P Consultants BV, Leiden, Netherlands, ³University of Montreal Hospital Center, Montreal, QC, Canada, ⁴Carolina Urologic Research Center, Myrtle Beach, SC.

PI-037

A MODEL-BASED COMPARISON OF RESPONSE TO IXEKIZUMAB IN PATIENTS WITH MODERATE TO SEVERE PLAQUE PSORIASIS AFTER 12 AND 60 WEEKS OF TREATMENT.

E. Chigutsa¹, N. V. de Mendizabal¹, L. Chua², S. L. Choi², L. Hu¹, S. Friedrich¹, K. Jackson³; ¹Eli Lilly and Company, Indianapolis, IN, ²Eli Lilly and Company, Singapore, Singapore, ³Eli Lilly and Company, Windlesham, United Kingdom.

PI-038

PBPK MODELING AND SIMULATION OF RECTAL/COLON ABSORPTION FOR SUPPOSITORY DRUGS.

Y. Pan, M. Cui, X. Jiang, D. Conner, L. Zhao, E. Stier; US Food and Drug Administration, Silver Spring, MD.

PI-039

POPULATION PHARMACOKINETIC-PHARMACOGENETIC ANALYSIS OF TACROLIMUS IN RENAL TRANSPLANT PATIENTS PARTICIPATING IN A PROSPECTIVE BIOEQUIVALENCE STUDY.

T. Mizuno¹, T. Fukuda¹, C. Emoto¹, U. Christians², W. Jiang³, R. R. Alloway⁴, A. A. Vinks¹; ¹Division of Clinical Pharmacology, Cincinnati Children's Hospital Medical Center, Cincinnati, OH, ²IC42 Clinical Research and Development, University of Colorado, Aurora, CO, ³Office of Generic Drugs, US Food and Drug Administration, Silver Spring, MD, ⁴Division of Nephrology, Department of Internal Medicine, University of Cincinnati College of Medicine, Cincinnati, OH.

I-040

CLINICAL TOXICITY PROFILES OF ANTIBODY DRUG CONJUGATES (ADCs): A META-ANALYSIS ACROSS PAYLOAD CLASSES.

J. C. Masters, D. J. Nickens, D. Xuan, R. Shazer, M. Amantea; Pfizer, Inc., San Diego, CA.

POSTERS, POSTER WALKS, LATE-BREAKING AND ENCORE ABSTRACTS

PI-041

POPULATION PHARMACOKINETICS OF BRENTUXIMAB VEDOTIN, AN ANTIBODY-DRUG CONJUGATE (ADC), IN PATIENTS WITH CD30-POSITIVE HEMATOLOGIC MALIGNANCIES.

H. Li¹, T. H. Han², N. Hunder¹, G. Jang¹, B. Zhao¹; ¹Seattle Genetics, Bothell, WA, ²Stemcentrx, Inc., South San Francisco, CA.

PI-042

4-FACTOR PROTHROMBIN CONCENTRATE REVERSES APIXABAN INHIBITION OF THROMBIN GENERATION IN HEALTHY VOLUNTEERS.

W. K. Kraft, L. Thompson, Y. Oppong, B. Bachman, I. Chervoneva, S. Nagalla; Thomas Jefferson University, Philadelphia, PA.

PI-043

A MODEL-BASED APPROACH FOR THE RESOLUTION OF FREQUENT DISCONTINUATION OF TACROLIMUS ADMINISTRATION IN PEDIATRIC HEMATOPOIETIC STEM CELL TRANSPLANT PATIENTS.

M. Kim¹, J. Kim¹, H. Yun², H. Kang³, J. Oh¹; ¹Seoul National University, College of Pharmacy and Research Institute of Pharmaceutical Sciences, Seoul, Korea, Republic of, ²College of Pharmacy, Chungnam National University, Daejeon, Korea, Republic of, ³Department of Pediatrics, Cancer Research Institute, Seoul National University College of Medicine, Seoul, Korea, Republic of.

PI-044

APPLICATION OF PBPK MODELING TO ASSESS THE VICTIM DDI POTENTIAL OF PACLITAXEL IN ONCOLOGY COMBINATION THERAPIES.

A. Ke, K. R. Yeo; Simcyp (a Certara Company), Sheffield, United Kingdom.

PI-045

ASSESSMENT OF THE CONTRIBUTION OF CYP2D6 TO THE ELIMINATION OF IDALOPIRDINE AS WELL AS THE ABSOLUTE BIOAVAILABILITY FOLLOWING MULTIPLE ORAL DOSING.

E. Schmidt¹, J. Areberg¹, P. Evans², V. Zann², B. Søgaard¹; ¹Lundbeck A/S, Copenhagen, Denmark, ²Quotient Clinical, Nottingham, United Kingdom.

PI-046

PHYSIOLOGICALLY BASED PHARMACOKINETIC (PBPK) MODELING OF DRUG-DRUG INTERACTION (DDI) FOLLOWING COADMINISTRATION OF ERTUGLIFLOZIN AND UGT INHIBITOR MEFENAMIC ACID.

E. Callegari, J. Lin, S. Tse, T. C. Goosen, V. Sahasrabudhe; Pfizer, Inc., Groton, CT.

PI-047

PUTTING THE "AND" BACK IN QUANTITATIVE AND SYSTEMS PHARMACOLOGY.

M. L. Rizk, B. Topp, A. Cabal, K. Mehta, S. Visser, M. Trujillo, D. Tatosian, M. Cicmil, M. Caniga, J. Wu, J. Mu, P. Kothare, L. Wenning, J. Stone, S. R. Allerheiligen; Merck & Co., Inc., Kenilworth, NJ.

PI-048

APPLICATION OF PHARMACOMETRICS IN DOSE SELECTION OF DRUGS AND BIOLOGICS DEVELOPED UNDER THE ANIMAL RULE.

L. Zhuang, X. Wang, L. Ma, A. Bhattaram, Y. Mulugeta, J. Yu, N. Mehrotra, Y. Wang; US Food and Drug Administration, Silver Spring, MD.

POSTERS, POSTER WALKS, LATE-BREAKING AND ENCORE ABSTRACTS

PI-049

EXPOSURE-RESPONSE ANALYSIS TO ASSESS THE EFFECT OF GSK1278863 ON CARDIAC REPOLARIZATION.

J. W. Collins¹, P. Zuo², D. A. Smith², B. Johnson², R. Ravindranath³, G. Serbest¹, A. Cobitz⁴, S. Caltabiano⁴; ¹GlaxoSmithKline, Research Triangle Park, NC, ²PAREXEL International, Research Triangle Park, NC, ³GlaxoSmithKline, Bangalore, India, ⁴GlaxoSmithKline, King of Prussia, PA.

PI-050

EFFECT OF FOOD AND ACID REDUCING AGENTS ON THE RELATIVE BIOAVAILABILITY AND PHARMACOKINETICS OF SOFOSBUVIR/VELPATASVIR FIXED-DOSE COMBINATION TABLET.

E. Mogalian, OsinusiAnu, Gong Shen, Karim Sajwani, McNallyJohn, LingJohn, MathiasAnita; Gilead Sciences, Inc., Foster City, CA.

PI-051

DOSE INDIVIDUALIZATION TO MANAGE CHEMOTHERAPY INDUCED PERIPHERAL NEUROPATHY (CIPN): SHIFT FROM AN EMPIRICAL APPROACH TO BAYESIAN FORECASTING.

S. Mehrotra¹, M. Gopalakrishnan¹, M. Sharma², E. Gray², J. Gobburu¹; ¹University of Maryland, Baltimore, MD, ²The University of Chicago Medicine, Chicago, IL.

PI-052

SAFETY, TOLERABILITY AND PHARMACOKINETIC CHARACTERISTICS OF VVZ-149 INJECTIONS IN HEALTHY ELDERLY SUBJECTS.

Y. Kim¹, J. Oh¹, K. Park¹, J. Yoon¹, K. Jang¹, H. Lee¹, I. Jang¹, S. Cho², D. Lee², J. Chung³; ¹Seoul National University Hospital, Clinical Pharmacology and Therapeutics, Seoul, Korea, Republic of, ²Vivozon, Inc., Seoul, Korea, Republic of, ³Seoul National University College of Medicine and Bundang Hospital, Clinical Pharmacology and Therapeutics, Seongnam, Korea, Republic of.

PI-053

POPULATION PHARMACOKINETIC STUDY OF METHOTREXATE IN CHINESE PEDIATRIC PATIENTS WITH ACUTE LYMPHOBLASTIC LEUKEMIA AND OSTEOSARCOMA.

H. Chu, P. Fong, W. F. Cheng, T. Lam; Chinese University of Hong Kong, Hong Kong, Hong Kong.

PI-054

A MODEL BASED META-ANALYSIS (MBMA) FOR COMPARATIVE EFFICACY OF PSORIASIS TREATMENTS: DOSE-RESPONSE MODEL FOR PSORIASIS AREA AND SEVERITY INDEX (PASI) RESPONSES.

T. Checchio¹, K. Ito¹, J. Mandema², R. Wolk¹, H. Valdez³, H. Tan¹, S. Krishnaswami¹, A. Tallman³, P. Gupta¹; ¹Pfizer, Inc., Groton, CT, ²Quantitative Solutions, Menlo Park, CA, ³Pfizer, Inc., New York, NY.

PI-055

EVALUATION OF PHARMACOKINETICS AND TOLERABILITY OF TAUROURSODEOXYCHOLIC ACID (T-UDCA) AND ITS METABOLITES AFTER A SINGLE ORAL ADMINISTRATION IN HEALTHY SUBJECTS.

K. Park, S. Lee, Y. Kim, H. Chung, H. Lee, S. Yoon, J. Cho, K. Yu, I. Jang; Seoul National University College of Medicine and Hospital, Seoul, Korea, Republic of.

PI-056

PHARMACOKINETICS/ PHARMACODYNAMICS, SAFETY AND TOLERABILITY OF GX-E2, A HYBRID FC FUSION ERYTHROPOIETIN, AFTER SINGLE INTRAVENOUS ADMINISTRATION.

S. LEE, A. Kim, H. Lee, H. Lee, S. Yoon, J. Cho, H. Lee, K. Yu; Seoul National University College of Medicine and Hospital, Seoul, Korea, Republic of.

POSTERS, POSTER WALKS, LATE-BREAKING AND ENCORE ABSTRACTS

PI-057

COMPARISON OF PHARMACOKINETIC CHARACTERISTICS AND SAFETY BETWEEN BK-C-0701 320MG, 480MG AND THIOCTIC ACID 600MG IN HEALTHY MALE SUBJECTS.

J. Yoon¹, S. Kim¹, H. Chung¹, Y. Choi¹, H. Hwang², S. Yoon¹, I. Jang¹, K. Yu¹, S. Lee¹;
¹Seoul National University Hospital, Seoul, Korea, Republic of, ²Bukwang Pharm. Co., Ltd., Seoul, Korea, Republic of.

PI-058

PHARMACOKINETICS OF FIXED DOSE COMBINATION (FDC) TABLETS OF LINAGLIPTIN/METFORMIN EXTENDED RELEASE COMPARED WITH THE FREE COMBINATIONS IN HEALTHY VOLUNTEERS.

P. Norman¹, C. Lippert², N. Hummel², T. Hunt³, S. Hüttner²; ¹Boehringer Ingelheim Pharmaceuticals, Inc., Ridgefield, CT, ²Boehringer Ingelheim Pharma GmbH & Co. KG, Biberach, Germany, ³Pharmaceutical Product Development Phase I Clinic, Austin, TX.

PI-059

POPULATION PHARMACOKINETIC (PK) ANALYSIS OF BORTEZOMIB (BTZ) IN PEDIATRIC LEUKEMIA PATIENTS (PTS): SUPPORT FOR BODY SURFACE AREA (BSA)-BASED DOSING IN PTS AGED 2-16 YRS.

M. J. Hanley¹, N. Gupta¹, K. Suryanarayan¹, R. Neuwirth¹, D. Esseltine¹, T. Horton², R. Aplenc³, T. A. Alonzo⁴, X. Lu⁵, A. Milton¹, D. R. Mould⁶, K. Venkatakrishnan¹;
¹Millennium Pharmaceuticals, Inc., a wholly owned subsidiary of Takeda Pharmaceutical Company Limited, Cambridge, MA, ²Baylor College of Medicine, Texas Children's Hospital, Houston, TX, ³Children's Hospital of Philadelphia, Philadelphia, PA, ⁴University of Southern California, Los Angeles, CA, ⁵Children's Oncology Group, Gainesville, FL, ⁶Projections Research, Inc., Phoenixville, PA.

PI-060

PHARMACOKINETICS, PHARMACODYNAMICS, AND TOLERABILITY OF CKD-712 AFTER A SINGLE INTRAVENOUS ADMINISTRATION IN HEALTHY VOLUNTEERS.

S. Park, S. Lee, S. Moon, K. Park, J. Chung, I. Jang; Seoul National University College of Medicine and Hospital, Seoul, Korea, Republic of.

PI-061

LACK OF A CLINICALLY MEANINGFUL PHARMACOKINETIC INTERACTION BETWEEN ERTUGLIFLOZIN AND GLIMEPIRIDE OR SIMVASTATIN IN HEALTHY SUBJECTS.

V. Sahasrabudhe¹, V. Kumar¹, K. Matschke², H. Shi¹, C. Alvey¹, Y. Liang¹, R. J. Fountaine¹, A. Hickman¹, D. Saur³, S. G. Terra⁴, S. Zhou⁵, D. L. Cutler⁵; ¹Pfizer, Inc., Groton, CT, ²Pfizer, Inc., Collegeville, PA, ³Pfizer, Inc., Paris, France, ⁴Pfizer, Inc., Andover, MA, ⁵Merck & Co., Inc., Kenilworth, NJ.

PI-062

ALTERED CARDIAC PROTEIN EXPRESSION OF CYP2J IN MOUSE MODELS OF TYPE I AND TYPE II DIABETES.

S. Pilote¹, C. Gélinas², D. Patoine¹, B. Drolet³, C. Simard³; ¹CRIUCPO, Québec, QC, Canada, ²Faculté de Pharmacie, Université Laval, Québec, QC, Canada, ³CRIUCPO, Faculté de Pharmacie, Université Laval, Québec, QC, Canada.

PI-063

EFFECT OF RIFAMPIN ON THE PHARMACOKINETICS OF ERTUGLIFLOZIN IN HEALTHY SUBJECTS.

V. Kumar¹, V. Sahasrabudhe¹, Y. Liang¹, K. Matschke², H. Shi¹, R. J. Fountaine¹, A. Hickman¹, D. Saur³, S. G. Terra⁴, D. L. Cutler⁵; ¹Pfizer, Inc., Groton, CT, ²Pfizer, Inc., Collegeville, PA, ³Pfizer, Inc., Paris, France, ⁴Pfizer, Inc., Andover, MA, ⁵Merck & Co., Inc., Kenilworth, NJ.

POSTERS, POSTER WALKS, LATE-BREAKING AND ENCORE ABSTRACTS

PI-064

LACK OF A PHARMACOKINETIC INTERACTION BETWEEN ERTUGLIFLOZIN AND SITAGLIPTIN OR METFORMIN IN HEALTHY SUBJECTS.

V. Kumar¹, V. Sahasrabudhe¹, K. Matschke², H. Shi¹, C. Alvey¹, R. J. Fountaine¹, A. Hickman¹, D. Saur³, S. G. Terra⁴, S. Zhou⁵, R. Krishna⁵, D. L. Cutler⁵; ¹Pfizer, Inc., Groton, CT, ²Pfizer, Inc., Collegeville, PA, ³Pfizer, Inc., Paris, France, ⁴Pfizer, Inc., Andover, MA, ⁵Merck & Co., Inc., Kenilworth, NJ.

PI-065

HYDROXYCHLOROQUINE INHIBITS THE CELLULAR CATABOLISM OF HUMAN IMMUNOGLOBULIN.

R. Singh, R. S. Funk; University of Kansas Medical Center, Kansas City, KS.

PI-066

THE EFFECTS OF FOOD AND GASTRIC ACID REDUCING AGENTS ON THE PHARMACOKINETICS OF THE ASK1 INHIBITOR GS-4997.

C. H. Nelson, K. Etchevers, L. Wang, J. Lin, M. Hepner, T. Tarnowski, S. Ramanathan; Gilead Sciences, Inc., Foster City, CA.

PI-067

IMPACT OF FORMULATION AND FOOD ON TASELISIB (GDC-0032) BIOAVAILABILITY: POWDER-IN-CAPSULE FORMULATION REPRESENTS UNIQUE DRUG DEVELOPMENT CHALLENGE.

K. P. Faber¹, M. T. Borin¹, S. Cheeti¹, G. Fraczkiewicz², E. Nelson¹, Y. Ran¹, M. J. Dresser¹, R. A. Graham¹, S. Sahasranaman¹, J. Hsu¹, J. A. Ware¹, K. M. Morrissey¹; ¹Genentech, South San Francisco, CA, ²Simulations Plus, Lancaster, CA.

PI-068

PARAMETRIC MODELS OF THE VARIABILITY AND CIRCADIAN RHYTHM IN HEART RATE, BLOOD PRESSURE AND QT INTERVAL IN HEALTHY VOLUNTEERS WHO RECEIVED PLACEBO IN ABBVIE PHASE I TRIALS.

A. A. Othman, M. Minocha, H. Li, Y. Chiu; AbbVie, North Chicago, IL.

PI-069

LACK OF EFFECT OF SMOKING ON AXITINIB PHARMACOKINETICS (PK) IN NON SMALL CELL LUNG CANCER (NSCLC) PATIENTS (PTS).

M. Garrett¹, T. Taylor², D. Mould³, M. A. Amantea¹, Y. Chen¹, A. Ingrosso⁴, Y. K. Pithavala¹; ¹Pfizer, Inc., San Diego, CA, ²Projections Research, Inc., Niantic, CT, ³Projections Research, Inc., Phoenixville, PA, ⁴Pfizer, Inc., Milan, Italy.

PI-070

PREDICTION OF LONG-TERM EFFICACY OF ANTIDIABETIC DRUGS ON HBA1C USING LONGITUDINAL MODEL-BASED META-ANALYSIS (MBMA) OF LITERATURE DATA.

J. Liu¹, R. Boyd¹, W. Denney², K. Sweeney¹, B. Tan², C. Buckeridge¹, G. Nucci², J. Mandema³; ¹Pfizer, Inc., Groton, CT, ²Pfizer, Inc., Cambridge, MA, ³Quantitative Solutions, Menlo Park, CA.

PI-071

A GENERALIZED ADDITIVE MIXED MODEL (GAMM) TO CHARACTERIZE AMBULATORY SYSTOLIC BLOOD PRESSURE (SBP) DIFFERENCES BETWEEN ALTERNATE NIFEDIPINE OSMOTIC DELIVERY FORMULATIONS.

P. T. Pollak¹, N. Dehar¹, R. J. Herman¹, K. B. Zarnke¹, R. D. Feldman²; ¹University of Calgary, Calgary, AB, Canada, ²Memorial University, St. John's, NL, Canada.

POSTERS, POSTER WALKS, LATE-BREAKING AND ENCORE ABSTRACTS

PI-072

BIOACTIVATION OF TRIMETHOPRIM TO PROTEIN-REACTIVE METABOLITES IN HUMAN LIVER MICROSOMES.

J. L. Goldman¹, Y. Koen², S. Rogers², K. Li², J. S. Leeder¹, R. Hanzlik²; ¹Children's Mercy Hospital, Kansas City, MO, ²University of Kansas, Department of Medicinal Chemistry, Lawrence, KS.

PI-073

PATIENTS WITH HEMATOPOIETIC SYNDROME OF ACUTE RADIATION SYNDROME (HS-ARS): CONSIDERATIONS ON THE DOSE SELECTION FOR FILGRASTIM UNDER THE ANIMAL RULE.

L. Ma¹, G. M. Williams¹, Y. Ouyang¹, W. Dickerson¹, L. Huang¹, M. Melhem², A. T. Chow², B. Yang², J. M. Harrold², A. Laniyonu¹, J. Zalkikar¹, A. Gorovets¹, L. Marzella¹, N. Mehrotra¹; ¹US Food and Drug Administration, Silver Spring, MD, ²Amgen, Inc., Thousand Oaks, CA.

PI-074

OPTIMIZING THE DOSE OF PLERIXAFOR IN LOW BODY WEIGHT PATIENTS WITH NON-HODGKIN'S LYMPHOMA.

L. Ma¹, B. Habtemariam¹, P. Dinndorf¹, M. S. Mercado², T. Lin², Y. Wang¹; ¹US Food and Drug Administration, Silver Spring, MD, ²Sanofi, Cambridge, MA.

PI-075

PHARMACOKINETIC AND PHARMACODYNAMIC INTERACTIONS BETWEEN EVOGLIPTIN AND METFORMIN AFTER ORAL ADMINISTRATION IN HEALTHY SUBJECTS.

S. Rhee, K. Jang, J. Lee, Y. Cho, Y. Choi, S. Yoon, J. Cho, H. Lee, K. Yu; Seoul National University College of Medicine and Hospital, Seoul, Korea, Republic of.

PI-076

A COMPARISON OF THE PHARMACOKINETICS, SAFETY, AND TOLERABILITY OF A FIXED DOSE COMBINATION OF GEMIGLIPTIN AND METFORMIN VERSUS CO-ADMINISTERED GEMIGLIPTIN AND METFORMIN.

C. Yoosang; Seoul National University Hospital, Seoul, Korea, Republic of.

PI-077

HOW QUANTITATIVE CLINICAL PHARMACOLOGY PROVIDED IMPORTANT INSIGHTS INTO THE GANTENERUMAB PHASE III ALZHEIMER'S PROGRAM USING DISEASE PROGRESSION MODELING.

S. Retout¹, R. Gieschke¹, N. Frey¹, C. Weber¹, J. E. Charoin¹, D. Volz², R. Lasse², C. Hofmann¹; ¹Roche Pharma Research and Early Development, Clinical Pharmacology, Roche Innovation Center Basel, F. Hoffmann-La Roche Ltd., Basel, Switzerland, ²F. Hoffmann-La Roche Ltd., Basel, Switzerland.

PI-078

QUANTITATIVE PHARMACOLOGY SUPPORTING PHASE III TRIAL CONTINUATION OF THE ANTI-ASS ANTIBODY GANTENERUMAB - MODEL-BASED META-ANALYSIS GUIDED INCREASED DOSAGE REGIMENS.

R. Gieschke, S. Retout, N. Frey, C. Weber, J. E. Charoin, J. Laurent, D. Serafin, C. Hofmann; Roche Pharma Research and Early Development, Clinical Pharmacology, Roche Innovation Center Basel, F. Hoffmann-La Roche Ltd., Basel, Switzerland.

POSTERS, POSTER WALKS, LATE-BREAKING AND ENCORE ABSTRACTS

PI-079

MODEL-BASED META-ANALYSIS (MBMA) FOR EVALUATING TIME COURSE OF CLINICAL RESPONSE ACROSS PSORIASIS TREATMENTS.

S. Ahadieh¹, K. Ito¹, R. Wolk¹, H. Valdez², A. Tallman², S. Krishnaswami¹, P. Gupta¹; ¹Pfizer, Inc., Groton, CT, ²Pfizer, Inc., New York, NY.

PI-080

PREDICTION OF MIDAZOLAM PHARMACOKINETICS IN PREGNANT WOMEN WITH COELIAC DISEASE USING A PREGNANCY PBPK MODEL.

K. Abduljalil, T. Johnson, M. Jamei; Simcyp (a Certara Company), Sheffield, United Kingdom.

PI-081

PREDICTION OF ENFUVERTIDE CONCENTRATION-TIME PROFILE IN A PEDIATRIC POPULATION AFTER PARENTERAL ADMINISTRATION USING A PHYSIOLOGICALLY BASED PHARMACOKINETIC MODEL.

K. Abduljalil, K. Gill, F. Stader, T. Johnson, I. Gardner; Simcyp (a Certara Company), Sheffield, United Kingdom.

PI-082

EXPOSURE-RESPONSE CHARACTERISTICS AND PREDICTORS OF EFFICACY IN MODERATE TO SEVERE CHRONIC PLAQUE PSORIASIS PATIENTS RECEIVING TOFACITINIB.

M. M. Hutmacher¹, K. A. Papp², M. Lebwohl³, K. Ito⁴, H. Tan⁴, R. Wolk⁴, C. Mebus⁴, S. Rottinghaus⁴, H. Valdez⁵, S. Krishnaswami⁴, P. Gupta⁴; ¹Ann Arbor Pharmacometrics Group (A2PG), Ann Arbor, MI, ²Probit Medical Research and K Papp Clinical Research Inc., Waterloo, ON, Canada, ³Kimberly and Eric J. Waldman Department of Dermatology, Icahn School of Medicine at Mount Sinai, New York, NY, ⁴Pfizer, Inc., Groton, CT, ⁵Pfizer, Inc., New York, NY.

PI-083

THE PROOF IS IN THE PEE: WHAT HAVE WE LEARNED ABOUT POPULATION ASPARAGUS URINARY ODOR KINETICS?

A. Ramamoorthy¹, B. M. Sadler², J. van Hasselt³, J. Ellassais-Schaap³, S. Kasichayanula⁴, Y. Edwards², P. H. van der Graaf³, L. Zhang¹, J. A. Wagner⁶; ¹US Food and Drug Administration, Silver Spring, MD, ²ICON, Raleigh-Durham, NC, ³Leiden University, Leiden, Netherlands, ⁴Amgen, Inc., Thousand Oaks, CA, ⁵Takeda Pharmaceuticals International Co., Cambridge, MA.

PI-084

INFLAMMATION AND CYTOCHROME P450 MEDIATED METABOLISM OF TOFACITINIB.

X. Wang¹, S. Krishnaswami², S. Tse², J. Lin², M. Dowty³, S. Menon², A. Tallman⁴, P. Gupta²; ¹College of Pharmacy, University of Michigan, Ann Arbor, MI, ²Pfizer, Inc., Groton, CT, ³Pfizer, Inc., Cambridge, MA, ⁴Pfizer, Inc., New York, NY.

PI-085

PHARMACOKINETIC/PHARMACODYNAMIC RELATIONSHIP FOR AN ANTI-CD28 ANTAGONISTIC DOMAIN ANTIBODY, LULIZUMAB PEGOL, IS WELL TRANSLATED FROM CYNO MONKEYS TO HUMANS.

R. Shi, H. Wang, Z. Yang, S. Lee, B. Murthy; Bristol-Myers Squibb, Princeton, NJ.

PI-086

BIOEQUIVALENCE EVALUATION OF TWO AMLODIPINE SALTS, BESYLATE AND CAMSYLATE, EACH IN FIXED-DOSE COMBINATION WITH LOSARTAN IN HEALTHY SUBJECTS.

S. Yoon; Seoul National University, Seoul, Korea, Republic of.

POSTERS, POSTER WALKS, LATE-BREAKING AND ENCORE ABSTRACTS

PI-087

ANALYSIS OF THE BRAIN PHARMACODYNAMICS OF GAMMA SECRETASE INHIBITORS USING QUANTITATIVE TRANSLATIONAL SYSTEMS PHARMACOLOGY MODEL.

T. Karelina¹, O. Demin¹, T. Nicholas², S. Duvvuri²; ¹Institute for Systems Biology, Moscow, Russian Federation, ²Pfizer Worldwide Research and Development, Groton, CT.

PI-088

SIMULATION OF LONGITUDINAL TAU SPECIE BEHAVIOUR DURING DIFFERENT THERAPIES USING QUANTITATIVE SYSTEMS PHARMACOLOGY MODEL.

T. Karelina¹, O. Demin¹, A. Stepanov¹, N. Markevich¹, S. Duvvuri², T. Nicholas²; ¹Institute for Systems Biology, Moscow, Russian Federation, ²Pfizer Worldwide Research and Development, Groton, CT.

PI-089

EFFECTS OF THE COADMINISTRATION OF SINGLE AND MULTIPLE DOSES OF RIFAMPIN ON THE PHARMACOKINETICS AND SAFETY OF ELAGOLIX IN HEALTHY PREMENOPAUSAL FEMALES.

J. Ng, A. Salem, D. Carter, L. A. Williams, C. E. Klein; AbbVie, North Chicago, IL.

PI-090

EFFECT OF THE COADMINISTRATION OF KETOCONAZOLE ON THE PHARMACOKINETICS AND SAFETY OF ELAGOLIX IN HEALTHY PREMENOPAUSAL FEMALES.

J. Ng, A. Salem, D. Carter, L. A. Williams, C. E. Klein; AbbVie, North Chicago, IL.

PI-091

POPULATION PHARMACOKINETICS/ PHARMACODYNAMICS OF 3,4-DIAMINOPYRIDINE FREE BASE IN PATIENTS WITH LAMBERT-EATON MYASTHENIC SYNDROME (LEMS).

N. Thakkar¹, C. Peloquin², K. Aleš³, D. Jacobus³, L. Jacobus³, M. Cohen-Wolkowicz⁴, J. T. Guptill⁵, D. Gonzalez¹, for the DAPPER Study Group; ¹University of North Carolina at Chapel Hill, Chapel Hill, NC, ²University of Florida, Gainesville, FL, ³Jacobus Pharmaceutical Company, Inc., Plainsboro, NJ, ⁴Duke Clinical Research Institute, Durham, NC, ⁵Duke University, Department of Neurology, Durham, NC.

PI-092

PHYSIOLOGICALLY BASED PHARMACOKINETICS (PBPK) MODEL TO ASSESS CYP1A2 AND CYP3A4 INDUCTION EFFECT OF AZD7325.

W. Zhou, K. Bui, H. Xu, J. Li, N. Al-Huniti, **D. Zhou**; AstraZeneca, Waltham, MA.

PI-093

USE OF A POPULATION PHARMACOKINETIC APPROACH AND TIME-TO-EVENT ANALYSIS TO SUPPORT THE CLINICAL RECOMMENDATION OF A FLAT DOSING OF COPANLISIB IN CANCER PATIENTS.

S. Reif¹, M. Ahsman², G. Jentsch³, E. Wiegert¹, J. Grevel³, C. Granvil⁴; ¹Bayer Pharma AG, Berlin, Germany, ²LAP&P Consultants BV, Leiden, Netherlands, ³BAST Inc. Ltd., Loughborough, United Kingdom, ⁴Bayer HealthCare Pharmaceuticals, Whippany, NJ.

PI-094

MOVING TO NONCLINICAL TRIAL SIMULATIONS: REPURPOSING OF DRUGS.

V. D. Schmith¹, L. E. Poag², R. Williams², S. Brantley², J. Herman³; ¹Nuventra, Inc., Wrightsville Beach, NC, ²Nuventra, Inc., Durham, NC, ³Intergrated Nonclinical Development Solutions, Inc., Ann Arbor, MI.

POSTERS, POSTER WALKS, LATE-BREAKING AND ENCORE ABSTRACTS

PI-095

ROLE OF CYP3A4 IN ORAL CONTRACEPTIVE CLEARANCE.

N. Zhang, J. Shon, M. Kim, **L. Li**; US Food and Drug Administration, Silver Spring, MD.

PI-096

PHARMACOKINETIC MODELING AND SIMULATION OF NALTREXONE FOR EXTENDED- RELEASE INTRAMUSCULAR INJECTABLE SUSPENSION TO DERIVE ALTERNATIVE BIOEQUIVALENCE METRICS.

A. Babiskin, L. Fang, S. Choi, L. Zhao; US Food and Drug Administration, Silver Spring, MD.

PI-097

MOVING FROM PEDIATRICS TO ADULTS: REPURPOSING OF DRUGS.

S. Brantley¹, R. Kavoussi², V. Schmith³; ¹Nuventra, Inc., Durham, NC, ²Neurite Consulting, Raleigh, NC, ³Nuventra, Inc., Wrightsville Beach, NC.

PI-098

EXPOSURE-RESPONSE (E-R) ANALYSIS OF OVERALL SURVIVAL (OS) FOR NIVOLUMAB IN PATIENTS WITH PREVIOUSLY TREATED ADVANCED OR METASTATIC NON- SMALL-CELL LUNG CANCER (NSCLC).

Y. Feng, G. Bajaj, S. Agrawal, X. Wang, A. Bello, A. Roy; Bristol-Myers Squibb, Princeton, NJ.

PI-099

POPULATION PHARMACOKINETICS OF VANCOMYCIN IN INFANT LIVER TRANSPLANT RECIPIENTS.

K. Shoji¹, J. D. Momper¹, H. Nakagawa², T. Funaki², M. Kasahara², A. Fukuda², I. Miyairi², E. V. Capparelli¹, Research in Pediatric Developmental Pharmacology; ¹University of California, San Diego, San Diego, CA, ²National Center for Child Health and Development, Tokyo, Japan.

PI-100

LEVERAGING POTENTIAL CHANGES IN RENAL TRANSPORTER ACTIVITY TO PREDICT DRUG PHARMACOKINETICS DURING PREGNANCY USING PBPK MODELING.

V. Hsu, M. Grimstein, P. Zhao; US Food and Drug Administration, Silver Spring, MD.

PI-101

PBPK MODELING OF CIPROFLOXACIN - KNOWLEDGE EXTENSION BY CONFIRMING THE EFFECT OF INTRINSIC AND EXTRINSIC PATIENT FACTORS ON RENAL OAT ACTIVITIES.

M. Grimstein, V. Hsu, P. Zhao; US Food and Drug Administration, Silver Spring, MD.

PI-102

HEPATIC AND RENAL FUNCTION OF PEDIATRIC HEMATOPOIETIC STEM CELL TRANSPLANTATION RECIPIENTS EXPLAINS THE VARIABILITY IN CYCLOSPORINE PHARMACOKINETICS.

J. Kim¹, M. Kim¹, H. Yun², H. Kang³, J. Oh¹; ¹Seoul National University, College of Pharmacy and Research Institute of Pharmaceutical Sciences, Seoul, Korea, Republic of, ²College of Pharmacy, Chungnam National University, Daejeon, Korea, Republic of, ³Department of Pediatrics, Cancer Research Institute, Seoul National University College of Medicine, Seoul, Korea, Republic of.

PI-103

EFFECT OF RENAL IMPAIRMENT ON THE PHARMACOKINETICS OF THE LOBEGLITAZONE.

H. Choi, **J. Jung**, Y. Choi, J. Seo, J. Ghim, E. Kim, J. Shin; Department of Pharmacology and Pharmacogenomics Research Center, Inje University College of Medicine, Busan, Korea, Republic of.

POSTERS, POSTER WALKS, LATE-BREAKING AND ENCORE ABSTRACTS

PI-104

POPULATION PHARMACOKINETICS OF CYCLOSERINE IN KOREAN PATIENTS WITH MULTIDRUG-RESISTANT TUBERCULOSIS.

Y. Choi¹, D. Kim², H. Choi¹, Y. Yoon¹, J. Ghim¹, **J. Jung**¹, D. Kim¹, J. Shin¹;

¹Department of Pharmacology and Pharmacogenomics Research Center, Inje University College of Medicine, Busan, Korea, Republic of, ²Department of Thoracic Surgery, Mokpo National Hospital, Mokpo, Korea, Republic of.

PI-105

PHARMACOKINETIC-PHARMACODYNAMIC RELATIONSHIP AND PHARMACOGENETICS OF METFORMIN IN HEALTHY VOLUNTEERS.

H. Chung¹, J. Oh¹, I. Chung¹, Y. Kim¹, S. Yoon¹, J. Cho¹, J. Chung²; ¹Seoul National University College of Medicine and Hospital, Seoul, Korea, Republic of, ²Seoul National University College of Medicine and Bundang Hospital, Seongnam, Korea, Republic of.

PI-106

DRUG INTERACTION PROFILE OF ENTOSPLETINIB USING PROBE INHIBITORS, INDUCERS, OR SUBSTRATES OF METABOLIZING ENZYMES AND TRANSPORTERS.

S. Sharma, M. Dolton, F. Cheng, M. Robeson, A. Worth, T. Tarnowski, J. Silverman, S. Ramanathan; Gilead Sciences, Inc., Foster City, CA.

PI-107

PHARMACOKINETICS, SAFETY, PHARMACODYNAMICS, AND FOOD AND ACID REDUCING AGENT INTERACTION OF ENTOSPLETINIB SPRAY DRIED FORMULATION.

F. Jin, **S. Sharma**, L. Moorehead, D. Stefanidis, M. Hepner, J. Ling, S. Abella, S. Ramanathan; Gilead Sciences, Inc., Foster City, CA.

PI-108

ANALYSIS AND FUNCTIONAL CHARACTERIZATION OF CYTOCHROME 4V2 GENETIC VARIANTS AMONG KOREAN POPULATION.

Y. Jarrar, M. Yi, S. Yoo, S. Cho, W. Kim, H. Choi, **E. Kim**, D. Kim, S. Lee, J. Shin; Department of Pharmacology and Pharmacogenomics Research Center, Inje University College of Medicine, Busan, Korea, Republic of.

PI-109

PHARMACOKINETIC COMPARISON BETWEEN ATORVASTATIN/METFORMIN EXTENDED RELEASE FIXED-DOSE COMBINATION AND CO-ADMINISTRATION OF INDIVIDUAL FORMULATIONS UNDER FED CONDITION.

D. Kim, S. Park, J. Jung, **E. Kim**, J. Shin; College of Medicine, INJE University, Busan, Korea, Republic of.

PI-110

APPLICATION OF PBPK (SIMCYP®) MODELING FOR THE PREDICTION OF TOFACITINIB CLINICAL DRUG-DRUG INTERACTIONS.

S. Tse¹, M. Dowty², S. Menon¹, P. Gupta¹, S. Krishnaswami¹; ¹Pfizer, Inc., Groton, CT, ²Pfizer, Inc., Cambridge, MA.

PI-111

PREDICTION OF SOFOSBUVIR ACTIVE COMPOUND DYNAMICS IN HUMAN LIVER *IN VIVO* DURING TREATMENT.

O. Demin, Jr., O. Demin; Institute for Systems Biology, Moscow, Russian Federation.

PI-112

DEVELOPMENT OF IMMUNE RESPONSE TEMPLATE FOR SYSTEMS PHARMACOLOGY MODELING OF IMMUNOTHERAPY IN ONCOLOGY.

A. Nikitich, **O. Demin, Jr.**, O. Demin; Institute for Systems Biology, Moscow, Russian Federation.

POSTERS, POSTER WALKS, LATE-BREAKING AND ENCORE ABSTRACTS

PI-113

SYSTEMS PHARMACOLOGY
MODEL OF HEPATITIS C:
IMPLEMENTATION OF IMMUNE
RESPONSE SUPPRESSION BY
HEPATITIS C VIRUS.

O. Demin, Jr., O. Demin; Institute
for Systems Biology, Moscow,
Russian Federation.

PI-114

SYSTEMS PHARMACOLOGY
MODEL OF HEPATITIS C:
EXPLORATION OF EFFECT OF
COMBINATIONS OF DIRECT
ANTIVIRAL AGENTS ON HCV
PRODUCTION DURING TREATMENT
OF HCV PATIENTS.

O. Demin, Jr., O. Demin; Institute
for Systems Biology, Moscow,
Russian Federation.

PI-115

SYSTEMS PHARMACOLOGY
MODEL OF HEPATITIS C:
PREDICTION OF RESULTS OF
ONGOING CLINICAL TRIALS OF
DIRECT ANTIVIRAL AGENTS
COMBINATION THERAPIES.

O. Demin, Jr., O. Demin; Institute
for Systems Biology, Moscow,
Russian Federation.

PI-116

METFORMIN ALONE OR IN
COMBINATION WITH VITAMIN E
ATTENUATES ISOPROTERENOL-
INDUCED CARDIAC INJURY:
POSSIBLE MECHANISMS?

N. M. Alrasheed¹, D. A. Al-Rabeeh¹,
H. S. Al-Barrak¹, S. A. Al-Salman¹, S. A.
Ibrahim¹, S. A. Al-Hassab¹, M. A. Ali¹, I.
H. Hasan¹, H. N. Al-Ajmi¹, N. Alrasheed²;
King Saud University, Riyadh, Saudi
Arabia, ²Princess Nora Bint Abdulrahman
university, Riyadh, Saudi Arabia.

PI-117

APPLICATION OF
PHARMACOKINETIC/
PHARMACODYNAMIC MODELING TO
SIMULATE POTENTIAL DIFFERENCES
IN BIOEQUIVALENCE BETWEEN
GENERIC AND BRAND NAME
GABAPENTIN PRODUCTS.

Z. Meng¹, M. N. Trame¹, S. Schmidt¹,
L. Fang², L. Lesko¹; ¹University of
Florida, Orlando, FL, ²US Food and Drug
Administration, Silver Spring, MD.

PI-118

ABSORPTION, DISTRIBUTION,
METABOLISM, AND EXCRETION
(ADME) OF THE ALK INHIBITOR
ALECTINIB: RESULTS FROM AN
ABSOLUTE BIOAVAILABILITY/
MASS BALANCE STUDY IN
HEALTHY SUBJECTS.

P. N. Morcos¹, L. Yu¹, K. A. Nieforth², M.
Sato³, H. Katsuki³, K. Kawashima³, D. J.
Moore¹, M. Whayman⁴, K. Bogman⁵, E.
Guerini⁵, M. Martin-Facklam⁵, A. Phipps⁴;
¹Roche Innovation Center, New York City,
NY, ²d3 Medicine, Parsippany, NJ, ³Chugai
Pharmaceuticals Co., Ltd., Gotemba,
Japan, ⁴Roche Innovation Center, Welwyn,
United Kingdom, ⁵Roche Innovation
Center, Basel, Switzerland.

PI-119

CLINICAL DRUG-DRUG
INTERACTIONS (DDIS) THROUGH
CYTOCHROME P450 3A (CYP3A)
FOR ALECTINIB, A HIGHLY
SELECTIVE ALK INHIBITOR.

P. N. Morcos¹, Y. Cleary², G. Dall³, E.
Guerini², K. Bogman², L. De Petris⁴, S.
Viteri Ramirez⁵, W. Bordogna², L. Yu¹,
M. Martin-Facklam², A. Phipps⁶; ¹Roche
Innovation Center, NYC, NY, ²F. Hoffmann-
La Roche Ltd., Basel, Switzerland, ³d3
Medicine, Parsippany, NJ, ⁴Karolinska
Institutet, Stockholm, Sweden, ⁵Instituto
Oncologico Dr Rosell, Barcelona, Spain, ⁶F.
Hoffmann-La Roche Ltd., Welwyn Garden
City, United Kingdom.

POSTERS, POSTER WALKS, LATE-BREAKING AND ENCORE ABSTRACTS

PI-120

EFFECT OF FOOD AND THE PROTON PUMP INHIBITOR (PPI) ESOPEPRAZOLE ON THE PHARMACOKINETICS (PK) OF ALECTINIB, A HIGHLY SELECTIVE ALK INHIBITOR, IN HEALTHY SUBJECTS.

P. N. Morcos¹, G. C. Dall², N. J. Parrott³, K. Bogman³, E. Guerini³, A. Zeaiter⁴, M. Martin-Facklam³, A. Phipps⁵; ¹Roche Innovation Center, New York City, NY, ²d3 Medicine, Parsippany, NJ, ³Roche Innovation Center, Basel, Switzerland, ⁴F. Hoffmann-La Roche Ltd., Basel, Switzerland, ⁵Roche, Welwyn, United Kingdom.

PI-121

EFFECT OF THE WETTING AGENT SODIUM LAURYL SULFATE (SLS) ON THE PHARMACOKINETICS (PK) OF ALECTINIB: RESULTS FROM A BIOEQUIVALENCE (BE) STUDY IN HEALTHY SUBJECTS.

P. N. Morcos¹, N. Parrott², G. Dall³, L. Banken², C. Timpe², M. Lindenberg², E. Guerini², K. Bogman², M. Martin-Facklam², A. Zeaiter⁴, A. Phipps⁵; ¹Roche Innovation Center, New York City, NY, ²Roche Innovation Center, Basel, Switzerland, ³d3 Medicine, Parsippany, NJ, ⁴F. Hoffmann-La Roche Ltd., Basel, Switzerland, ⁵Roche Innovation Center, Welwyn Garden City, United Kingdom.

PI-122

DISEASE MAPPING WITH EXPERIMENTAL FACTOR ONTOLOGY LINKS RARE TO COMMON DISEASES VIA SHARED ETIOLOGICAL PHENOTYPES.

S. Sarntivijai¹, C. Leroy¹, D. Vasant¹, G. Saunders¹, P. Bento¹, D. Gonzalez¹, J. Betts², S. Hasan², G. Koscielny², I. Dunham¹, H. Parkinson¹, J. Malone¹; ¹European Bioinformatics Institute (EMBL-EBI), Cambridge, United Kingdom, ²GlaxoSmithKline, Stevenage, United Kingdom.

PI-123

INITIAL ASSESSMENT OF THE EFFECT OF BMS-986142 ON THE QT INTERVAL IN EXPLORATORY CLINICAL DEVELOPMENT.

S. Lee, J. Xing, B. Murthy, B. Cirincione, I. G. Girgis; Bristol-Myers Squibb, Princeton, NJ.

PI-124

CARDIOVASCULAR CIRCULATORY MECHANISM-BASED MODEL ANALYSIS OF CHRONIC HEART FAILURE: ESTIMATED MYOCARDIAL OXYGEN CONSUMPTION AS A PREDICTIVE MARKER OF FATAL EVENT RISK.

A. Hisaka¹, R. Takaoka², H. Suzuki²; ¹Chiba University, Chiba, Japan, ²The University of Tokyo Hospital, Tokyo, Japan.

PI-125

POPULATION-DEPENDENT LONG-TERM BIOMARKER CHANGES IN PATIENTS OF SPORADIC ALZHEIMER'S DISEASE ANALYZED BY SREFT.

A. Hisaka¹, T. Ishida², K. Tokuda², M. Honma², K. Motohashi², T. Moritoyo², T. Iwatsubo¹, H. Suzuki², Alzheimer's Disease Neuroimaging Initiative; ¹The University of Tokyo, Tokyo, Japan, ²The University of Tokyo Hospital, Tokyo, Japan.

PI-126

ASSESSMENT OF THE IMMUNOGENICITY OF NIVOLUMAB (NIVO) AND IPILIMUMAB (IPI) IN COMBINATION AND POTENTIAL IMPACT ON SAFETY AND EFFICACY IN PATIENTS WITH ADVANCED MELANOMA.

P. Statkevich, C. Passey, J. Park, S. Saeger, A. Bello, A. Roy, S. Agrawal, M. Gupta; Bristol-Myers Squibb, Princeton, NJ.

POSTERS, POSTER WALKS, LATE-BREAKING AND ENCORE ABSTRACTS

PI-127

A NOVEL CLINICAL UTILITY ANALYSIS COMBINING MULTIPLE EFFICACY AND SAFETY ENDPOINTS TO SUPPORT DOSE SELECTION IN PATIENTS WITH RHEUMATOID ARTHRITIS.

J. Huang¹, B. Balasubrahmanyam¹, M. M. Riggs², K. T. Baron², M. R. Gastonguay², B. J. Bloom³, N. Kinnman¹, Y. Zhang¹, T. Hoock¹, **J. Shen¹**; ¹Vertex Pharmaceutical, Inc., Boston, MA, ²Metrum Research Group LLC, Tariffville, CT, ³Covance, Inc., Princeton, NJ.

PI-128

CHARACTERIZATION OF INOTUZUMAB OZOGAMICIN TIME-DEPENDENT CLEARANCE IN RELAPSED/REFRACTORY ACUTE LYMPHOBLASTIC LEUKEMIA PATIENTS BY NONLINEAR MIXED-EFFECTS ANALYSIS.

M. Garrett¹, A. Ruiz-Garcia¹, K. Parivar¹, J. Boni²; ¹Pfizer, Inc., San Diego, CA, ²Pfizer, Inc., Collegeville, PA.

PI-129

EXPOSURE-RESPONSE MODELING TO PREDICT QTcF INTERVAL PROLONGATION FOR SELUMETINIB.

D. Zhou¹, P. Martin², N. Al-Huniti¹; ¹AstraZeneca, Waltham, MA, ²AstraZeneca, Alderley Park, United Kingdom.

PI-130

DRUG-DRUG INTERACTIONS BETWEEN NEXT GENERATION DIRECT ACTING ANTIVIRALS ABT-493 AND ABT-530 WITH DIGOXIN.

M. P. Kosloski, S. Dutta, B. Ding, A. Astryan, J. Kort, W. Liu; AbbVie, North Chicago, IL.

PI-131

DRUG-DRUG INTERACTIONS BETWEEN NEXT GENERATION DIRECT ACTING ANTIVIRALS ABT-493 AND ABT-530 WITH SOFOSBUVIR.

M. P. Kosloski, S. Dutta, B. Ding, S. Wang, J. Kort, W. Liu; AbbVie, North Chicago, IL.

PI-132

DOSE-RESPONSE AND EXPOSURE-RESPONSE MODELING OF ALPHA1-PROTEINASE INHIBITOR (A1-PI) IN PATIENTS WITH A1-PI DEFICIENCY BASED ON RAPID AND RAPID EXTENSION TRIALS.

J. A. Rogers¹, **M. A. Tortorici²**, O. Vit³, M. Bexon³, R. A. Sandhaus⁴, J. Burdon⁵, E. Piitulainen⁶, N. Seersholm⁷, J. Stocks⁸, N. G. McElvaney⁹, K. R. Chapman¹⁰, J. Edelman²; ¹Metrum Research Group LLC, Tariffville, CT, ²CSL Behring, King of Prussia, PA, ³CSL Behring, Bern, Switzerland, ⁴Division of Pulmonary Critical Care and Sleep Medicine, National Jewish Health, Denver, CO, ⁵Department of Respiratory Medicine, St. Vincent's Hospital, Melbourne, Australia, ⁶Faculty of Medicine, Lund University, Malmö, Sweden, ⁷Department of Respiratory Medicine Gentofte Hospital, Hellerup, Denmark, ⁸Pulmonary and Critical Care University of Texas Science Center at Tyler, Tyler, TX, ⁹Department of Respiratory Medicine Beaumont Hospital, Royal College of Surgeons in Ireland, Dublin, Ireland, ¹⁰Department of Medicine, University of Toronto, Toronto, ON, Canada.

PI-133

DEVELOPMENT AND VALIDATION OF A SEMI-PHYSIOLOGICAL PULMONARY DEPOSITION AND ABSORPTION MODEL FOR INHALED BUDESONIDE (BUD) IN HEALTHY SUBJECTS.

B. Hanna, J. Venitz; Virginia Commonwealth University, Richmond, VA.

PI-134

ASSESSMENT OF DRUG-DRUG INTERACTION POTENTIAL BETWEEN DASABUVIR AND CLOPIDOGREL USING PBPK MODELING AND SIMULATIONS: A CASE OF SUCCESSFUL REGULATORY SUBMISSION USING PBPK.

M. Shebley, W. Fu, Y. Pang, D. Bow, V. Fischer; AbbVie, North Chicago, IL.

POSTERS, POSTER WALKS, LATE-BREAKING AND ENCORE ABSTRACTS

PI-135

PHARMACOKINETICS AND PHARMACODYNAMICS OF A CHEMOKINE CCR2/5 RECEPTOR ANTAGONIST (PF-04634817) ADMINISTERED DAILY IN ADULTS WITH TYPE 2 DIABETES AND OVERT NEPHROPATHY.

K. Goteti, S. Martin, R. Webster, S. Gilbert, K. Page, C. Banfield, J. Gale; Pfizer, Inc., Cambridge, MA.

PI-136

MODELING DOSE NON-PROPORTIONAL INCREASE OF AZD5672 EXPOSURE IN PHASE I SINGLE AND MULTIPLE ASCENDING DOSE (SAD/MAD) STUDIES.

A. S. Ayyoub, N. Al-Huniti, J. Li; AstraZeneca, Waltham, MA.

PI-137

A RELATIVE BIOAVAILABILITY STUDY OF THE GRAZOPREXVIR/ELBASVIR FIXED-DOSE COMBINATION IN HEALTHY SUBJECTS.

B. M. Davit¹, A. Alon¹, L. Caro², H. Feng², Z. Guo², F. Kesisoglou²; ¹Merck Research Laboratories, Rahway, NJ, ²Merck Research Laboratories, North Wales, PA.

PI-138

EVALUATION OF CYP3A4 INDUCTION USING ENDOGENOUS PROBE 4S-HYDROXYCHOLESTEROL IN A FIRST-IN-HUMAN STUDY.

X. Luo, S. Karan, P. Panorchan, W. Chen, J. Lekstrom, **J. Shen**; Vertex Pharmaceutical, Inc., Boston, MA.

PI-139

A SEMI-MECHANISTIC COMPARATOR PKPD MODEL FOR INTRAVENOUS IMMUNOGLOBULIN (IVIG) PROVIDED MECHANISTIC INSIGHTS AND SUPPORTED A GO/NO-GO DECISION FOR NOVEL IVIG.

A. Hussain¹, J. Lommerse², J. Elassaiss-Schaap², P. Jadhav³, S. Khalilieh⁴, A. Sitlani⁴; ¹Merck & Co., Inc., West Point, PA, ²Quantitative Solutions, Oss, Netherlands, ³Merck & Co., Inc., Upper Gwynedd, PA, ⁴Merck & Co., Inc., Kenilworth, NJ.

PI-140

EXPOSURE-RESPONSE ANALYSES IN THE RISK-BENEFIT EVALUATION OF SECUKINUMAB FOR PLAQUE PSORIASIS.

J. Lee, J. Wang, J. Florian, Y. Wang, D. Kettl, K. Marcus, A. Woitach; US Food and Drug Administration, Silver Spring, MD.

PI-141

SAFETY, TOLERABILITY AND PHARMACOKINETICS OF SINGLE AND MULTIPLE DOSES OF ABT-493 IN HEALTHY SUBJECTS.

C. Lin, S. Dutta, J. Clifton II, A. Asatryan, A. Campbell, W. Liu; AbbVie, North Chicago, IL.

PI-142

PHARMACOKINETICS, TOLERABILITY AND SAFETY OF ABT-530 FOLLOWING SINGLE AND MULTIPLE DOSES IN HEALTHY SUBJECTS.

C. Lin, S. Dutta, J. Clifton II, A. Asatryan, A. Campbell, W. Liu; AbbVie, North Chicago, IL.

PI-143

SHINY_NCAPP, A SHINY APP FOR NON-COMPARTMENTAL ANALYSIS (NCA).

J. Hibma, L. Fostvedt, C. Acharya, A. Ruiz-Garcia; Pfizer, Inc., La Jolla, CA.

PI-144

ALLOMETRY IS AN EFFICIENT APPROACH TO PROJECT DOSING FOR PEDIATRIC TRIALS.

T. Liu, P. Ghafoori, J. Gobburu; University of Maryland Baltimore, Baltimore, MD.

PI-145

BRINCIDOFIVIR (CMX001, BCV) DOES NOT INHIBIT THE P-GLYCOPROTEIN (P-GP) PROBE SUBSTRATE DABIGATRAN ETEXILATE (DAB).

K. Van Sickle, T. Tippin, M. Anderson, M. Morrison, O. Naderer; Chimerix, Durham, NC.

POSTERS, POSTER WALKS, LATE-BREAKING AND ENCORE ABSTRACTS

PI-146

PBPK-PD MODELING TO PROVIDE A TRANSLATIONAL RATIONALE BETWEEN DRUGS AND BETWEEN SPECIES: EXAMPLE OF TRAIL FUSION PROTEINS.

M. Block¹, J. Jäger¹, P. Mavroudis¹, M. Hutt², N. Pollak², M. Siegemund², O. Seifert², R. Kontermann², K. Pfizenmaier², K. Dickschen¹; ¹Bayer Technology Services GmbH, Leverkusen, Germany, ²Institute of Cell Biology and Immunology, University of Stuttgart, Stuttgart, Germany.

PI-147

POPULATION PHARMACOKINETIC MODELING AFTER REPEATED ADMINISTRATIONS OF RBP-6000, A NEW, SUBCUTANEOUS FORMULATION OF BUPRENORPHINE FOR THE TREATMENT OF OPIOID USE DISORDER.

C. M. Laffont¹, R. Gomeni², C. Heidbreder¹, N. Buzin¹, **J. Jones**¹, A. Nasser¹; ¹Indivior, Inc., Richmond, VA, ²Pharmacometrica, La Fouillade, France.

PI-148

PHARMACOKINETICS AND SAFETY OF GUSELKUMAB, AN ANTI-IL-23 MONOCLONAL ANTIBODY, IN HEALTHY SUBJECTS AND PATIENTS WITH MODERATE TO SEVERE PSORIASIS IN A FIRST-IN-HUMAN STUDY.

Y. Zhuang, C. Calderon, S. J. Marciniak, Jr., E. Bouman-Thio, Y. Wasfi, P. Szapary, T. Yang, A. Schantz, H. M. Davis, H. Zhou, Z. Xu; Janssen Research & Development, LLC, Spring House, PA.

PI-149

BIOAVAILABILITY AND PHARMACOKINETIC COMPARABILITY OF SIRUKUMAB FOLLOWING SUBCUTANEOUS ADMINISTRATION BY A PREFILLED SYRINGE OR AN AUTOINJECTOR.

Y. Zhuang¹, D. de Vries², S. J. Marciniak¹, H. Liu¹, H. Zhou¹, H. M. Davis¹, F. Leon¹, D. Raible¹, Z. Xu¹; ¹Janssen Research & Development, LLC, Spring House, PA, ²Janssen Biologics B.V., Leiden, Netherlands.

PI-150

EXPOSURE RESPONSE ANALYSIS FOR A NEW ONCE A MONTH LONG ACTING RISPERIDONE FOR SCHIZOPHRENIA.

C. M. Laffont¹, V. Ivaturi², J. Gobburu², M. Gopalakrishnan², W. Zhang¹, **J. Jones, III**¹, P. Twumasi-Ankrah¹, C. Heidbreder¹, A. F. Nasser¹; ¹Indivior, Inc., Richmond, VA, ²University of Maryland, Baltimore, MD.

PI-151

DEVELOPMENT OF A PHYSIOLOGICALLY BASED PHARMACOKINETIC MODEL OF TACROLIMUS IN ADULT ORGAN TRANSPLANT PATIENTS.

T. Yu¹, J. E. Rower¹, X. Liu¹, A. H. Balch¹, Z. Halford², E. K. Korgenski², C. M. Sherwin¹; ¹University of Utah, Salt Lake City, UT, ²Intermountain Healthcare, Salt Lake City, UT.

PI-152

MEDICATION CO-PRESCRIPTION (COP) INTERACTIONS WITH TYROSINE KINASE INHIBITORS (TKI) IN PRECISION GENOMICS CLINIC FOR PATIENTS WITH REFRACTORY CANCERS.

M. A. Hyder¹, J. T. Callaghan¹, M. Radovich², B. P. Schneider², P. J. Kiel², S. M. Nance², T. C. Skaar¹; ¹Division of Clinical Pharmacology, Department of Medicine, Indiana University School of Medicine, Indianapolis, IN, ²Indiana University Health Precision Genomics Program, Melvin and Bren Simon Cancer Center, Indianapolis, IN.

PI-153

EFFECT OF ALDEHYDE DEHYDROGENASE 2 ON THE BIOTRANSFORMATION OF NITROGLYCERIN.

K. Zhou, J. Parker; University of Toronto, Toronto, ON, Canada.

POSTERS, POSTER WALKS, LATE-BREAKING AND ENCORE ABSTRACTS

PI-154

POPULATION PHARMACOKINETICS AND EXPOSURE-RESPONSE ANALYSIS OF AMG 333, A TRPM8 INHIBITOR FOR MIGRAINE PROPHYLAXIS.

T. Yuraszeck¹, C. Davis², K. Gabriel³,
S. Kasichayanula⁴, R. Palaparthi⁴;

¹Clinical Pharmacology, Modeling
and Simulation, Amgen, Thousand
Oaks, CA, ²Pharmacokinetics and
Drug Metabolism, Amgen, Thousand
Oaks, CA, ³Medical Sciences, Early
Development, Amgen, Thousand Oaks,
CA, ⁴Clinical Pharmacology, Modeling,
and Simulation, Amgen, Thousand
Oaks, CA.

PI-155

A POPULATION-BASED APPROACH TO SYSTEMS PHARMACOLOGY MODELING OF THE EFFECT OF BLINATUMOMAB (BLIN) IN ADULT B-PRECURSOR ACUTE LYMPHOBLASTIC LEUKEMIA (ALL) PATIENTS.

T. Yuraszeck¹, I. Singh², M. Klinger³,
M. Reed⁴, C. Friedrich⁴, R. Kumar⁴, S.
Pagano⁴, S. Kasichayanula¹, M. Zhu¹;

¹Clinical Pharmacology, Modeling and
Simulation, Amgen, Thousand Oaks,
CA, ²Clinical Pharmacology, Modeling,
and Simulation, Amgen, Thousand
Oaks, CA, ³Amgen Research Munich
GmbH, Munich, Germany, ⁴Rosa & Co
LLC, San Carlos, CA.

POSTERS, POSTER WALKS, LATE-BREAKING AND ENCORE ABSTRACTS

TRANSLATIONAL AND PRECISION MEDICINE (TPM) AND DEVELOPMENT, REGULATORY, AND OUTCOMES (DRO) POSTER SESSION

FRIDAY, MARCH 11, 2016

7:00 AM – 9:00 AM

SAPPHIRE BALLROOM

PII-001

UTILIZATION OF ANTIPSYCHOTIC MEDICATIONS IN THE TREATMENT OF NEW DEPRESSIVE EPISODES IN THE NATIONAL MEDICAID POPULATION.

T. Gerhard¹, T. Stroup², C. Correll³, C. Huang¹, Z. Tan¹, S. Crystal¹, M. Olsson²; ¹Rutgers University, New Brunswick, NJ, ²Columbia University, New York, NY, ³The Zucker Hillside Hospital, Glen Oaks, NY.

PII-002

METABOLISM AND DISPOSITION OF THE PAN-CLASS I PHOSPHATIDYLINOSITOL-3-KINASE (PI3K) INHIBITOR COPANLISIB IN HEALTHY VOLUNTEERS.

M. Gerisch¹, T. Schwarz¹, D. Lang¹, J. Lemmen¹, S. Reif¹, I. Genvresse², S. Reschke², **C. Granvil³**; ¹Bayer Pharma AG, Wuppertal, Germany, ²Bayer Pharma AG, Berlin, Germany, ³Bayer HealthCare Pharmaceuticals, Whippany, NJ.

PII-003

CLINICAL DECISION SUPPORTS (CDS) TO INCORPORATE PHARMACOGENOMICS (PGX) INTO DECISION MAKING IN PERIOPERATIVE CARE.

K. Hikino, K. Danahey, J. L. Apfelbaum, M. J. Ratain, P. H. O'Donnell; University of Chicago, Chicago, IL.

PII-004

COMPARISON OF THE EFFECT OF CHRONIC KIDNEY DISEASE (CKD) ON PHARMACOKINETICS OF OATP, CYP2D6, AND CYP3A SUBSTRATES.

K. Yoshida, B. Sun, P. Zhao, L. Zhang, S. Huang; US Food and Drug Administration, Silver Spring, MD.

PII-005

MARINE PYRROLOIMINOQUINONE ALKALOIDS: A PROMISING NOVEL CLASS OF HIF-1A/P300 INHIBITORS IN ONCOLOGY.

A. K. Goey¹, C. H. Chau¹, T. M. Sissung¹, K. M. Cook¹, D. J. Venzon¹, A. Castro², T. R. Ransom², C. J. Henrich², T. C. McKee², J. B. McMahon², T. Grkovic³, M. M. Cadelis³, B. R. Copp³, K. R. Gustafson², W. D. Figg¹; ¹National Cancer Institute, Bethesda, MD, ²National Cancer Institute, Frederick, MD, ³University of Auckland, Auckland, New Zealand.

PII-006

A RANDOMIZED DOUBLE-BLIND DOSE ESCALATION STUDY TO EVALUATE THE SAFETY AND DOSE RESPONSE OF SUBCUTANEOUS ADMINISTRATION OF COVERSIN IN HEALTHY SUBJECTS.

A. Connor¹, W. Weston-Davies², V. Zann¹, S. Mair¹; ¹Quotient Clinical, Nottingham, United Kingdom, ²Volition Immuno Pharmaceuticals, London, United Kingdom.

PII-007

PEDIATRIC MORPHINE PBPK MODEL INCORPORATING OCT1 TRANSPORTER PHARMACOGENETICS.

C. Emoto, A. A. Vinks, T. Fukuda; Division of Clinical Pharmacology, Cincinnati Children's Hospital Medical Center, Cincinnati, OH.

PII-008

PHARMACODYNAMIC EFFECTS OF HT-3951, A SELECTIVE AND REVERSIBLE INHIBITOR OF MAO-B, AFTER SINGLE DOSING IN NORMAL HEALTHY SUBJECTS.

J. J. Anderson, D. J. Carpenter, R. Rojas, J. Djan, T. Dewitt, C. Mason, J. Parsons, J. Ruckle, P. Perera; Dart NeuroScience, San Diego, CA.

POSTERS, POSTER WALKS, LATE-BREAKING AND ENCORE ABSTRACTS

P11-009

ANALYSIS OF SELECT SAFETY PARAMETERS IN THE BRISTOL-MYERS SQUIBB PHASE I DATABASE FOR NORMAL HEALTHY VOLUNTEERS RECEIVING PLACEBO.

T. C. Young¹, M. L. Vetter¹, V. Sethuraman¹, Z. Bhagwagar², S. Srinivasan³, **B. J. Smyth**⁴; ¹Bristol-Myers Squibb, Lawrenceville, NJ, ²Yale University, New Haven, CT, ³Bristol-Myers Squibb, Wallingford, CT, ⁴Bristol-Myers Squibb, Hopewell, NJ.

P11-010

FTY720 MITIGATES ORGAN DYSFUNCTION AND INFLAMMATION IN A TWO-HIT MODEL OF HEMORRHAGE/ RESUSCITATION AND ENDOTOXEMIA IN RAT.

C. Huang¹, P. Tsai²; ¹Taipei Tzu Chi Hospital, New Taipei City, Taiwan, ²Taipei Medical University, Taipei, Taiwan.

P11-011

SAFETY, TOLERABILITY, PHARMACOKINETICS AND PHARMACODYNAMICS OF SINGLE RISING ORAL DOSES OF BI 1021958, A NOVEL CRTH₂ ANTAGONIST, IN HEALTHY MALE VOLUNTEERS.

R. Koenen¹, **A. Fowler**², A. Gupta¹, J. Hilbert³; ¹Boehringer Ingelheim Pharma GmbH & Co. KG, Biberach, Germany, ²Boehringer Ingelheim Ltd., Bracknell, United Kingdom, ³Boehringer Ingelheim Pharmaceuticals, Inc., Ridgefield, CT.

P11-012

THE IMPACT OF HYPNOTICS USE ON THE RISK OF DEMENTIA IN TRAUMATIC BRAIN INJURY PATIENTS: A MATCHED COHORT STUDY.

P. Tsai¹, H. Chiu¹, C. Huang²; ¹Taipei Medical University, Taipei, Taiwan, ²Taipei Tzu Chi Hospital, New Taipei City, Taiwan.

P11-015

AROMATASE INHIBITOR-INDUCED MUSCULOSKELETAL SYMPTOMS AND TCL1A-TLR-MYD88-DEPENDENT NF-KB ACTIVATION: MOLECULAR MECHANISMS INVOLVING A CRUCIAL ADAPTOR PROTEIN MYD88.

M. Ho¹, J. Ingle¹, P. Goss², T. Mushiroda³, M. Kubo⁴, L. Shepherd⁵, L. Wang¹, R. Weinshilboum¹; ¹Mayo Clinic, Rochester, MN, ²Harvard University, Boston, MA, ³RIKEN Center for Integrative Medical Sciences, Yokohama City, Japan, ⁴RIKEN Center for Genomic Medicine, Yokohama City, Japan, ⁵NCIC Clinical Trials Group, Kingston, ON, Canada.

P11-016

HUMAN ABUSE LIABILITY (HAL) STUDY OF AN EXPERIMENTAL TRIPLE MONOAMINE REUPTAKE INHIBITOR IN RECREATIONAL DRUG ABUSERS.

L. Webster, M. Smith; PRA Health Sciences, Salt Lake City, UT.

P11-018

PLASMA EXPOSURE TO METABOLITES OF MONOMETHYL AURISTATIN E (MMAE) IN PATIENTS WITH RELAPSED / REFRACTORY HODGKIN LYMPHOMA (HL) TREATED WITH BRENTUXIMAB VEDOTIN (BV).

A. Fasanmade¹, J. Kinley², M. Bargfrede¹, T. Wyant¹, K. Venkatakrisnan¹, M. Qian¹, M. Cwik³, M. Paton¹, S. K. Balani¹, I. Purevjal¹, D. Huebner¹, L. Griskevicius⁴, F. Offner⁵; ¹Millennium Pharmaceuticals, Inc., a wholly owned subsidiary of Takeda Pharmaceutical Company Limited, Cambridge, MA, ²Takeda Development Centre Europe Ltd., London, United Kingdom, ³Takeda Development Center Americas, Inc., Deerfield, IL, ⁴Vilnius University Hospital Santariskiu Klinikos, Vilnius, Lithuania, ⁵University of Gent, Gent, Belgium.

POSTERS, POSTER WALKS, LATE-BREAKING AND ENCORE ABSTRACTS

P11-019

USE OF TRANSCRIPTION ACTIVATOR LIKE EFFECTOR-TRANSCRIPTION FACTORS (TALE-TFS) TO INDUCE CYP1A2 GENE EXPRESSION AND VALIDATE MICRORNA PREDICTIONS.

K. Burgess¹, E. Benson¹, Z. Desta¹, A. Gaedigk², Y. Liu¹, T. Skaar¹; ¹Indiana University School of Medicine, Indianapolis, IN, ²Children's Mercy Hospital, Kansas City, KS.

P11-020

LACK OF SUBJECTIVE ABUSE-RELATED EFFECTS OF ORAL ELUXADOLINE: A NOVEL MU-DELTA OPIATE MODULATOR FOR ORAL USE IN IBS-D.

N. Levy-Cooperman¹, G. McIntyre², L. Bonifacio³, J. M. Davenport², P. S. Covington², L. S. Dove², E. M. Sellers⁴; ¹Altreos Research Partners, Inc., Toronto, ON, Canada, ²Former employee of Furiex Pharmaceuticals, Inc., a subsidiary of Allergan plc., Jersey City, NJ, ³Lodestar Pharma Consulting, LLC, Durham, NC, ⁴University of Toronto and DL Global Partners, Inc., Toronto, ON, Canada.

P11-021

EFFECTS OF ITRACONAZOLE, A STRONG CYP3A INHIBITORS, ON THE PHARMACOKINETICS (PK) OF ALISERTIB IN PATIENTS (PTS) WITH ADVANCED SOLID TUMORS OR RELAPSED/REFRACTORY LYMPHOMA.

X. Zhou¹, G. Falchook², S. Pant³, A. Lockhart⁴, J. Nemunaitis⁵, M. Bargfrede¹, A. Muehler¹, L. Rangachari¹, K. Venkatakrishnan¹; ¹Takeda Pharmaceuticals International Co., Cambridge, MA, ²Sarah Cannon Research Institute at HealthONE, Denver, CO, ³Oklahoma Health Science Center – Stephenson Cancer Center, Oklahoma City, OK, ⁴Washington University, St. Louis, MO, ⁵Mary Crowley Cancer Research Centers, Dallas, TX.

P11-022

IN VIVO DIGOXIN KINETICS IN TWO DIFFERENT MDR1 GENOTYPES.

E. Sparve, E. Akillu, L. Bertilsson, G. Panagiotidis; Division of Clinical Pharmacology, Stockholm, Sweden.

P11-023

PHASE I STUDY TO ASSESS THE RELATIVE BIOAVAILABILITY OF TWO CAPSULE FORMULATIONS OF IXAZOMIB, AN ORAL PROTEASOME INHIBITOR, IN PATIENTS WITH ADVANCED SOLID TUMORS OR LYMPHOMA.

M. J. Hanley¹, N. Gupta¹, K. Venkatakrishnan¹, A. Bessudo², S. Sharma³, B. O'Neil⁴, B. Wang¹, A. Hui¹, J. Nemunaitis⁵; ¹Millennium Pharmaceuticals, Inc., a wholly owned subsidiary of Takeda Pharmaceutical Company Limited, Cambridge, MA, ²California Cancer Associates for Research and Excellence, San Diego, CA, ³Huntsman Cancer Institute, Salt Lake City, UT, ⁴Indiana University Simon Cancer Center, Indianapolis, IN, ⁵Mary Crowley Cancer Research Centers, Dallas, TX.

P11-024

PHASE I SINGLE AND MULTIPLE-DOSE PHARMACOKINETICS OF EPIDERMAL GROWTH FACTOR RECEPTOR (EGFR) INHIBITOR PF-06747775 IN ADVANCED NON-SMALL CELL LUNG CANCER (NSCLC) PATIENTS.

J. C. Masters, M. A. Zientek, L. Kirkovsky, Z. Goldberg; Pfizer, Inc., La Jolla, CA.

P11-025

CORRELATION OF DACOMITINIB AND ITS METABOLITE (PF-05199265) EXPOSURE WITH KEY ADVERSE EVENTS.

N. Giri¹, R. N. Upton², D. R. Mould², C. L. Bello³, M. A. Amantea¹; ¹Pfizer, Inc., San Diego, CA, ²Projections Research, Inc., Phoenixville, PA, ³Pfizer, Inc., New York, NY.

POSTERS, POSTER WALKS, LATE-BREAKING AND ENCORE ABSTRACTS

PII-026

TRANSLATIONAL EVALUATION OF THE RELATIONSHIP BETWEEN BIOMARKERS OF CYTOCHROME P450-MEDIATED EICOSANOID METABOLISM AND NON-ALCOHOLIC STEATOHEPATITIS (NASH).

M. A. Wells¹, K. C. Vendrov¹, M. L. Edin², B. C. Ferslew¹, K. L. Brouwer¹, A. S. Barritt³, D. C. Zeldin², C. R. Lee¹; ¹UNC Eshelman School of Pharmacy, Chapel Hill, NC, ²National Institute of Environmental Health Sciences, Research Triangle Park, NC, ³UNC School of Medicine, Chapel Hill, NC.

PII-027

CLINICAL TRIAL OF CHRONO-CHEMOTHERAPY WITH DOCETAXEL, CISPLATIN AND 5-FLUOROURACIL: INFLUENCE OF DOSING-SCHEDULE ON CHEMOTHERAPY-INDUCED TOXICITIES.

K. Ushijima, T. Noguchi, Y. Tsuchiya, J. Hayasaka, Y. Arakawa, Y. Mori, A. Fujimura; Jichi Medical University, Shimotsuke, Japan.

PII-028

LONGITUDINAL TRENDS IN US VACCINE SHORTAGES, 2001-2014.

V. C. Ziesenitz¹, E. R. Fox², M. Zocchi³, J. M. Pines³, L. S. May⁴, M. Mazer-Amirshahi⁵; ¹Children's National Health System, Washington, DC, and Heidelberg University, Heidelberg, Germany, ²University of Utah, Salt Lake City, UT, ³George Washington University, Washington, DC, ⁴UC Davis Medical Center, Sacramento, CA, ⁵MedStar Washington Hospital Center, Washington, DC.

PII-029

OPTIMIZATION AND SIMPLIFICATION OF IMPENEM DOSING TO REMOVE WEIGHT-BASED DOSING ADJUSTMENTS.

M. Lala, M. Brown, B. Kantesaria, B. Walker, A. Paschke, **M. L. Rizk**; Merck & Co., Inc., Kenilworth, NJ.

PII-030

EFFECTS OF ITRACONAZOLE AND GEMFIBROZIL ON ARN-509 PHARMACOKINETICS (PK): COMPARISON OF *IN SILICO* PREDICTIONS BY PHYSIOLOGIC-BASED PK (PBPK) MODELING AND *IN VIVO* RESULTS.

C. Chien¹, A. Van Den Bergh², F. Saad², P. Ward², J. Snoeys², H. Stieltjes², J. Jiao⁴, P. Hellemans²; Janssen R&D, Titusville, NJ, ²Janssen R&D, Beerse, Belgium, ³Janssen R&D, La Jolla, CA, ⁴Janssen R&D, Raritan, NJ.

PII-031

BIOMARKER OUTCOMES IN EARLY PHASE ONCOLOGY TRIALS INCLUDING NON-DIAGNOSTIC BIOPSIES.

R. F. Sweis, M. W. Drazer, M. J. Ratain; University of Chicago, Chicago, IL.

PII-032

PLACEBO AS GOLD STANDARD IN ANTIPSYCHOTIC RANDOMIZED CONTROLLED TRIALS, BASED ON LITERATURE SEARCH.

L. S. Lee¹, Y. J. Cao², C. Oo³; ¹National University of Singapore, Singapore, Singapore, ²Astellas, Northbrook, IL, ³Asubio Pharmaceuticals, Paramus, NJ.

PII-033

POTENTIAL OF TARGETING WEE1 AS THERAPY IN THE MANAGEMENT OF TRIPLE NEGATIVE BREAST CANCER.

G. Morrison, J. Wang, F. Wang, P. Geeleher, R. Huang; The University of Chicago, Chicago, IL.

PII-034

THEOPHYLLINE POPULATION PHARMACOKINETICS AND DOSING IN CHILDREN FOLLOWING CONGENITAL HEART SURGERY WITH CARDIOPULMONARY BYPASS.

A. Frymoyer, F. Su, P. C. Grimm, S. M. Sutherland, D. M. Axelrod; Stanford University, Palo Alto, CA.

POSTERS, POSTER WALKS, LATE-BREAKING AND ENCORE ABSTRACTS

P11-035

OCT1 GENOTYPE AND O-DESMETHYLTRAMADOL EXPOSURE IN NEWBORN INFANTS.

M. Matic; Erasmus University Medical Center - Sophia Children Hospital, Rotterdam, Netherlands.

P11-036

ASSOCIATION OF SINGLE NUCLEOTIDE POLYMORPHISMS IN IL8 AND IL13 WITH SUNITINIB-INDUCED TOXICITY IN PATIENTS WITH METASTATIC RENAL CELL CARCINOMA.

X. Liu¹, M. H. Diekstra¹, **J. J. Swen**¹, E. Boven², D. Castellano³, H. Gelderblom⁴, R. H. Mathijssen⁵, C. Rodríguez-Antona⁶, J. García-Donas⁷, B. I. Rini⁸, H. Guchelaar¹; ¹Department of Clinical Pharmacy and Toxicology, Leiden University Medical Center, Leiden, Netherlands, ²Department of Medical Oncology, VU University Medical Center, Amsterdam, Netherlands, ³Oncology Department, Hospital Universitario 12 de Octubre, Madrid, Spain, ⁴Department of Medical Oncology, Leiden University Medical Center, Leiden, Netherlands, ⁵Department of Medical Oncology, Erasmus MC Cancer Institute, Rotterdam, Netherlands, ⁶Hereditary Endocrine Cancer Group, Spanish National Cancer Research Centre, Madrid, Spain, ⁷Oncology Unit, Clara Campal Comprehensive Cancer Center, Madrid, SPAIN, ⁸Department of Solid Tumor Oncology, Cleveland Clinic Taussig Cancer Institute, Leiden, OH.

P11-038

AROMATASE INHIBITOR-INDUCED HORMONE LEVEL CHANGE ASSOCIATED WITH CSMD1 SNP AND ANDROSTENEDIONE-DEPENDENT VARIATION IN AROMATASE EXPRESSION.

J. Cairns¹, J. Ingle¹, T. Dudenkov¹, K. Kalari¹, A. Buzdar², M. Kubo³, M. Robson⁴, M. Ellis⁵, P. Goss⁶, L. Shepherd⁷, R. Weinshilboum¹, L. Wang¹; ¹Mayo Clinic, Rochester, MN, ²The University of Texas MD Anderson Cancer Center, Houston, TX, ³RIKEN Center for Integrative Medical Science, Yokohama City, Japan, ⁴Memorial Sloan Kettering Cancer Center, New York, NY, ⁵Baylor Cancer Center, Houston, TX, ⁶Massachusetts General Hospital, Boston, MA, ⁷NCIC Clinical Trials Group, Kingston, ON, Canada.

P11-039

IMPLEMENTATION OF HIGHLY CHARACTERIZED CYP2D6 GENOTYPES WITH COPY NUMBER ASSESSMENT: RESULTS OF A PREEMPTIVE INSTITUTIONAL PHARMACOGENOMIC (PGX) TESTING PROGRAM.

E. Agolini¹, K. T. Yeo¹, E. K. Leung¹, P. N. Friedman¹, P. Peterson², K. Danahey¹, Y. M. Lee¹, M. J. Ratain¹, P. O'Donnell¹; ¹The University of Chicago, Chicago, IL, ²Hologic, Inc., San Diego, CA.

P11-040

PHARMACODYNAMICS OF MULTIPLE RISING ORAL DOSES OF BI 1021958, A NOVEL CRTH₂ ANTAGONIST, IN CONTROLLED ASTHMATIC PATIENTS.

A. Fowler¹, J. Hilbert², R. Koenen³, D. Kappeler⁴, C. Wood², **A. Gupta**³; ¹Boehringer Ingelheim Ltd., Bracknell, United Kingdom, ²Boehringer Ingelheim Inc., Ridgefield, CT, ³Boehringer Ingelheim Pharma GmbH & Co. KG, Biberach, Germany, ⁴Inamed GmbH, Gauting, Germany.

POSTERS, POSTER WALKS, LATE-BREAKING AND ENCORE ABSTRACTS

PII-041

SAFETY, TOLERABILITY, PHARMACOKINETICS AND PHARMACODYNAMICS OF SINGLE RISING ORAL DOSES OF BI 1021958, A NOVEL CRTH2 ANTAGONIST, IN HEALTHY CHINESE AND JAPANESE MALES.

I. Jang¹, J. Kim², R. Koenen³, A. Gupta³, A. Fowler⁴, Y. Tadayasu⁵; ¹Department of Clinical Pharmacology & Therapeutics, Seoul National University College of Medicine and Hospital, Seoul, Korea, Republic of, ²Genzyme Korea, Seocho-Gu, Seoul, Korea, Republic of, ³Boehringer Ingelheim Pharma GmbH & Co. KG, Biberach, Germany, ⁴Boehringer Ingelheim Ltd., Bracknell, United Kingdom, ⁵Nippon Boehringer Ingelheim Co. Ltd., Kobe, Japan.

PII-042

DOSE INDIVIDUALIZATION FOR HYDROXYUREA USING BAYESIAN ADAPTIVE CONTROL IN CHILDREN WITH SICKLE CELL ANEMIA.

M. Dong, P. T. McGann, T. Mizuno, R. E. Ware, A. A. Vinks; Cincinnati Children's Hospital Medical Center, Cincinnati, OH.

PII-043

EFFECT OF DEXAMETHASONE CO-ADMINISTRATION ON THE PHARMACOKINETICS AND IMMUNOGENICITY OF ELOTUZUMAB.

C. Passey¹, L. Gibiansky², J. Mora¹, A. Roy¹, A. Bello¹, M. Gupta¹; ¹Bristol-Myers Squibb, Princeton, NJ, ²QuantPharm LLC, North Potomac, MD.

PII-044

COMBINED POPULATION PK MODELING AND DISPROPORTIONALITY ANALYSES TO ASSESS THE ASSOCIATION BETWEEN KINASE INHIBITION AND ADVERSE EVENTS.

J. Liu¹, G. Kim², J. Xu², A. McKee², M. Hu³, T. Palmby², L. Zhuang⁴, L. Zhao³; ¹Division of Clinical Pharmacology, Department of Medicine, Indiana University School of Medicine, Indianapolis, IN, ²Office of Hematology and Oncology Products, Office of New Drugs, CDER, US Food and Drug Administration, Silver Spring, MD, ³Division of Quantitative Methods and Modeling, Office of Research and Standards, Office of Generic Drugs, CDER, US Food and Drug Administration, Silver Spring, MD, ⁴Division of Pharmacometrics, Office of Clinical Pharmacology, Office of Translational Sciences, CDER, US Food and Drug Administration, Silver Spring, MD.

PII-045

CLINICAL PHARMACOKINETICS AND BRAIN PENETRATION OF GDC-0084, AN ORAL PI3K/MTOR INHIBITOR, IN PATIENTS WITH HIGH-GRADE GLIOMA.

K. Morrissey¹, B. Vora¹, R. Zhu¹, D. Apt¹, A. Olivero¹, J. Ware¹, L. Mueller¹, T. Cloughesy², E. Gerstner³, J. Rodon⁴, P. Wen⁵, L. Salphati¹; ¹Genentech, South San Francisco, CA, ²University of California, Los Angeles, Los Angeles, CA, ³Massachusetts General Hospital Cancer Center, Boston, MA, ⁴Vall d'Hebron Institute of Oncology, Barcelona, Spain, ⁵Dana-Farber Cancer Institute, Boston, MA.

PII-046

A1B-ADRENERGIC RECEPTOR GENETIC VARIATION AFFECTS VASCULAR RESPONSE TO ADRENERGIC STIMULATION.

A. Adefurin, L. Ghimire, U. Kohli, M. Muszkat, G. Sofowora, C. Li, R. Levinson, S. Paranjape, C. Stein, D. Kurnik; Vanderbilt University Medical Center, Nashville, TN.

POSTERS, POSTER WALKS, LATE-BREAKING AND ENCORE ABSTRACTS

PII-047

TRIPPLICATE ECGS ARE SUFFICIENT IN OBTAINING PRECISE ESTIMATES OF QTCF.

R. M. Lester¹, S. M. Azzam², C. Erskine³,
J. Olbertz¹; ¹Celerion, Tempe, AZ,
²Celerion, Lincoln, NE, ³Celerion, Belfast,
United Kingdom.

PII-048

EVALUATION OF THE EFFECT OF GS-5806 ON THE QT/QTc INTERVAL IN HEALTHY ADULTS.

Y. Xin¹, S. Toback², Y. Guo², P. Costales¹,
J. Weston¹, J. W. Chien², J. A. Silverman¹,
S. Ramanathan¹; ¹Gilead Sciences, Inc.,
Foster City, CA, ²Gilead Sciences, Inc.,
Seattle, WA.

PII-049

THE PHARMACOKINETICS AND SAFETY OF MOMELOTINIB IN SUBJECTS WITH MODERATE OR SEVERE RENAL IMPAIRMENT.

Y. Xin, H. Collins, F. Cheng, E. Kwan,
S. Ramanathan, J. A. Silverman; Gilead
Sciences, Inc., Foster City, CA.

PII-050

THE PHARMACOKINETICS AND SAFETY OF MOMELOTINIB IN SUBJECTS WITH MODERATE OR SEVERE HEPATIC IMPAIRMENT.

Y. Xin, H. Collins, F. Cheng, E. Kwan,
S. Ramanathan, J. A. Silverman; Gilead
Sciences, Inc., Foster City, CA.

PII-051

USE OF MOLECULAR IMAGING IN CLINICAL DRUG DEVELOPMENT: A SYSTEMATIC REVIEW.

H. Son, K. Jang, H. Lee, H. Lee;
Department of Clinical Pharmacology and
Therapeutics, Seoul National University
College of Medicine and Hospital, Seoul,
Korea, Republic of Korea.

PII-052

A SYSTEMATIC REVIEW ON THE ROLE OF OPIOID PHARMACOGENETICS IN THE POSTPARTUM PERIOD.

M. Baber¹, P. Bapat¹, G. Nichol², G.
Koren²; ¹The Hospital for Sick Children,
Toronto, ON, Canada, ²University of
Toronto, Toronto, ON, Canada.

PII-053

SAFETY, TOLERABILITY AND PHARMACOKINETICS OF MULTIPLE ORAL ADMINISTRATION OF LCB01- 0371, A NEW OXAZOLIDINONE ANTIBIOTICS, IN HEALTHY MALE SUBJECTS.

Y. Choi¹, J. Yoon¹, S. Lee¹, S. Moon¹,
I. Chung¹, H. Nam², Y. Cho², J. Chung³;
¹Seoul National University College of
Medicine and Hospital, Seoul, Korea,
Republic of, ²Development Center,
LegoChem Biosciences, Inc., Daejeon,
Korea, Republic of, ³Seoul National
University College of Medicine and
Bundang Hospital, Seongnam, Korea,
Republic of.

PII-054

VANCOMYCIN DOSAGE REQUIRED FOR NEONATES AND INFANTS WITH SEVERE CONGENITAL HEART DISEASE IN THE INTENSIVE CARE UNIT.

Y. Shimamoto¹, T. Fukuda², K. Mizuno²,
H. Ichikawa¹; ¹National Cerebral and
Cardiovascular Center, Osaka, Japan,
²Cincinnati Children's Hospital Medical
Center, Cincinnati, OH.

PII-055

PHARMACOKINETIC CHARACTERISTICS AND SAFETY OF SS-LAPACHONE IN HEALTHY MALE VOLUNTEERS.

S. Seong¹, W. Kang¹, J. Lee¹, B. Ohk¹, B.
Kim¹, M. Gwon¹, H. Kim¹, H. Lee¹, I. Lee²,
Y. Yoon¹; ¹Kyungpook National University
Hospital Clinical Trial Center, Daegu,
Korea, Republic of, ²Kyungpook National
University School of Medicine, Daegu,
Korea, Republic of.

POSTERS, POSTER WALKS, LATE-BREAKING AND ENCORE ABSTRACTS

PII-056

AN EVALUATION OF DUTCH PHARMACISTS' KNOWLEDGE, EXPERIENCE, AND ATTITUDES TOWARDS PHARMACOGENETIC TESTING: RESULTS OF A NATIONWIDE SURVEY.

P. Bank, **J. Swen**, H. Guchelaar; Leiden University Medical Center, Leiden, Netherlands.

PII-057

COMPARING VARIOUS *IN VITRO* PREDICTION CRITERIA TO ASSESS THE POTENTIAL OF A NEW MOLECULAR ENTITY (NME) TO INHIBIT P-GLYCOPROTEIN (P-GP) *IN VIVO*.

T. Zhou¹, **V. Arya**², L. Zhang²; ¹ORISE Fellow, Office of Clinical Pharmacology, Office of Translational Sciences, CDER, US Food and Drug Administration, Silver Spring, MD, ²Office of Clinical Pharmacology, Office of Translational Sciences, CDER, US Food and Drug Administration, Silver Spring, MD.

PII-058

GENETIC PREDICTORS OF EXEMESTANE PHARMACOKINETICS AND PHARMACODYNAMICS IN HEALTHY HUMAN VOLUNTEERS.

B. J. Gregory, N. M. Hussein, J. D. Simpson, M. A. Plunk, M. A. Murphy, L. K. Kamdem; Harding University, Searcy, AR.

PII-059

USE OF SUPPORTIVE CARE THERAPIES AMONG PEDIATRIC CANCER PATIENTS WITH HEMATOLOGIC MALIGNANCIES UNDERGOING CHEMOTHERAPY.

J. Constance¹, C. Stockmann¹, M. Linakis¹, A. Balch¹, K. Korgenski², H. Spraker-Perlman¹, R. Lemons¹, C. Sherwin¹; ¹University of Utah, Salt Lake City, UT, ²Intermountain Healthcare, Pediatric Clinical Program, Salt Lake City, UT.

PII-060

IN VIVO ADMINISTRATION OF SHRNA TARGETED TO THE HEPATIC TRANSPORTER OCT1 RESULTS IN PHOSPHORYLATION OF KEY PROTEINS INVOLVED IN FATTY ACID OXIDATION.

H. Chien, S. Yee, X. Liang, Y. Zhang, K. M. Giacomini; University of California, San Francisco, San Francisco, CA.

PII-061

ABSOLUTE BIOAVAILABILITY OF BOSUTINIB IN HEALTHY SUBJECTS FROM AN OPEN-LABEL, RANDOMIZED, 2-PERIOD CROSSOVER STUDY.

P. Hsyu¹, D. Soriano Pignataro², K. Matschke³; ¹Pfizer, Inc., La Jolla, CA, ²Pfizer, Inc., Surrey, United Kingdom, ³Pfizer, Inc., Collegeville, PA.

PII-062

ACQUISITION OF CONDITIONED RESPONSES BETWEEN METHAMPHETAMINE AND ASSOCIATED CUES IN HEALTHY HUMANS.

J. S. Cavallo, N. Ruiz, A. Lee, F. Enger, H. de Wit; University of Chicago, Chicago, IL.

PII-063

PHARMACOGENETICS GUIDED PHYSIOLOGICALLY-BASED PHARMACOKINETIC (PBPK) MODELING OF OXYCODONE AND ITS METABOLITES FOR CHRONIC PAIN MANAGEMENT (CPM).

T. S. Samant¹, S. Schmidt¹, A. M. Trescot², S. Norton², M. Palmer², L. J. Lesko¹; ¹University of Florida, Orlando, FL, ²Pinnacle Laboratory Services, Ocala, FL.

PII-064

PHARMACOKINETICS AND EXPOSURE-RESPONSE ANALYSIS OF RG7667, A COMBINATION MONOCLONAL ANTIBODY THERAPY, IN KIDNEY TRANSPLANT RECIPIENTS AT HIGH RISK OF CMV INFECTION.

Y. Wang, M. Maia, T. Burgess, X. Liao, J. Tavel, **R. Deng**; Genentech, South San Francisco, CA.

POSTERS, POSTER WALKS, LATE-BREAKING AND ENCORE ABSTRACTS

PII-065

ESTROGEN RECEPTOR COREGULATOR CALML3 REGULATES GENE EXPRESSION AND DRUG RESPONSE IN A SNP AND ESTROGEN OR SERM DEPENDENT FASHION.

S. Qin, M. Liu, R. M. Weinshilbourn, J. N. Ingle, L. Wang; Mayo Clinic, Rochester, MN.

PII-066

QUANTITATIVE ANALYSIS AND CLONAL CHARACTERIZATION OF T-CELL RECEPTOR BETA REPERTOIRES IN NON-SMALL-CELL LUNG CANCER PATIENTS IN A PHASE II VACCINE CLINICAL TRIAL.

T. H. Mai¹, Y. Daigo², K. Kiyotani¹, Y. Nakamura¹; ¹University of Chicago, Chicago, IL, ²Shiga University, Shiga, Japan.

PII-067

POPULATION PHARMACOKINETIC MODELING OF MAGNESIUM SULFATE FOR TREATMENT OF SEVERE ACUTE ASTHMA IN CHILDREN IN AN EMERGENCY ROOM SETTING.

J. E. Rower, X. Liu, T. Yu, M. Mundorff, C. Sherwin, M. Johnson; University of Utah, Salt Lake City, UT.

PII-068

DUAL THERAPY WITH VONOPRAZAN AND AMOXICILLIN IS AS EFFECTIVE AS THOSE WITH STANDARD PPI-BASED TRIPLE THERAPY WITH AMOXICILLIN AND CLARITHROMYCIN OR METRONIDAZOLE IN JAPAN.

T. Furuta, S. Sahara, H. Ichikawa, T. Kagami, E. Nagata, K. Odagiri, K. Umemura, H. Watanabe; Hamamatsu University School of Medicine, Hamamatsu, Japan.

PII-069

PHARMACOTHERAPY OF OBESE PATIENTS: TREATMENT AS N-OF-1 TRIALS.

P. K. Lala, B. M. Kapur; Hospital for Sick Children, Toronto, ON, Canada.

PII-070

LEARNINGS FROM FDA CLINICAL PHARMACOLOGY (CP) REVIEWS OF ONCOLOGY (ONC) NEW MOLECULAR ENTITIES (NMES) APPROVED FROM 2011 TO 2015.

S. Faucette¹, A. Trivedi², N. Gupta¹; ¹Takeda Pharmaceuticals International Co., Cambridge, MA, ²University of Tennessee Health Science Center, Memphis, TN.

PII-071

CHARACTERIZATION OF ATOMOXETINE METABOLISM AND POTENTIAL CLINICAL IMPLICATIONS FOR A BOTTOM-UP PBPK MODEL FOR DOSE INDIVIDUALIZATION IN CHILDREN.

J. C. Dinh, L. Van Haandel, K. T. Gibson, R. E. Pearce, A. Gaedigk, J. S. Leeder; Children's Mercy Hospital, Kansas City, MO.

PII-072

LAMOTRIGINE PHARMACOKINETICS ACROSS PREGNANCY: IMPLICATIONS FOR TREATMENT OF BIPOLAR DISORDER IN PREGNANCY.

C. T. Clark, K. L. Wisner, C. Stika, S. Schuette, M. J. Avram; Northwestern University, Chicago, IL.

PII-073

MODULATION OF SIRT7-FKBP51 INTERACTION AS A THERAPEUTIC STRATEGY FOR CANCER TREATMENT.

J. Yu¹, B. Qin¹, H. Pei², Z. Lou¹, L. Wang¹; ¹Mayo Clinic, Rochester, MN, ²Beijing Institute of Radiation Medicine, Beijing, China.

POSTERS, POSTER WALKS, LATE-BREAKING AND ENCORE ABSTRACTS

P11-074

ROLE OF FATTY ACID AMIDE
HYDROLASE (FAAH) GENETIC
POLYMORPHISM IN EXPOSURE-
RESPONSE RELATIONSHIPS
DURING IV ALCOHOL SELF-
ADMINISTRATION (IV-ASA) IN
SOCIAL DRINKERS.

J. Yan, B. L. Stangl, J. G. Westman, M.
L. Schwandt, P. Spagnolo, R. Momenan,
C. Hodgkinson, D. Goldman, **V. A.
Ramchandani**; National Institute on Alcohol
Abuse and Alcoholism, Bethesda, MD.

P11-075

COMPARING VARIOUS *IN VITRO*
PREDICTION CRITERIA TO
ASSESS THE POTENTIAL OF A
NEW MOLECULAR ENTITY (NME)
TO INHIBIT ORGANIC ANION
TRANSPORTER 1 AND 3 (OAT1 AND
OAT3) *IN VIVO*.

Z. Dong¹, **X. Yang**², V. Arya², L. Zhang²;
¹ORISE Fellow, Office of Clinical
Pharmacology, Office of Translational
Sciences, CDER, US Food and Drug
Administration, Silver Spring, MD, ²Office
of Clinical Pharmacology, Office of
Translational Sciences, CDER, US Food and
Drug Administration, Silver Spring, MD.

P11-076

COMPARING VARIOUS *IN VITRO*
PREDICTION CRITERIA TO
ASSESS THE POTENTIAL OF A
NEW MOLECULAR ENTITY (NME)
TO INHIBIT OCT2 AND MATE
TRANSPORTERS *IN VIVO*.

Z. Dong¹, **X. Yang**², V. Arya², L. Zhang²;
¹ORISE Fellow, Office of Clinical
Pharmacology, Office of Translational
Sciences, CDER, US Food and Drug
Administration, Silver Spring, MD, ²Office
of Clinical Pharmacology, Office of
Translational Sciences, CDER, US Food and
Drug Administration, Silver Spring, MD.

P11-077

THE RS662 POLYMORPHISM
OF PARAOXONASE 1 (PON1)
AFFECTS THE DIFFERENCE
IN THE INHIBITION OF
BUTYRYLCHOLINESTERASE
ACTIVITY BY
ORGANOPHOSPHORUS
PESTICIDES IN HUMAN BLOOD.

Y. Ha¹, S. Kim², S. Cho³, S. Lee⁴, M. Park⁵;
¹Department of Clinical Pharmacology,
Dong-A University Medical Center, Pusan,
Korea, Republic of, ²Department of Clinical
Pharmacology and Therapeutics, Seoul
National University College of Medicine
and Hospital, Seoul, Korea, Republic of,
³Armed Forces Medical Research
Institute, Daejeon, Korea, Republic of,
⁴Department of Rehabilitation Medicine,
Dong-A University Hospital, Pusan, Korea,
Republic of, ⁵Department of Clinical
Pharmacology, Dong-A University Medical
Center & Department of Pharmacology,
College of Medicine, Dong-A University,
Pusan, Korea, Republic of.

P11-078

THEORETICAL CONSIDERATION
ON SREFT FOR RECONSTRUCTION
OF LONG-TERM BIOMARKER
CHANGES FROM TEMPORALLY
FRAGMENTED DATA.

K. Tokuda¹, T. Ishida¹, A. Hisaka², M.
Honma³, T. Moritoyo⁴, T. Iwatsubo⁵, H.
Suzuki¹; ¹Department of Pharmacy, The
University of Tokyo Hospital, Tokyo,
Japan, ²Faculty of Pharmaceutical
Sciences, The University of Tokyo (Current
affiliation: Chiba University, Chiba,
Japan), Tokyo, Japan, ³Pharmacology and
Pharmacokinetics, The University of Tokyo
Hospital, Tokyo, Japan, ⁴Department
of Clinical Research Governance, The
University of Tokyo Hospital, Tokyo, Japan,
⁵Department of Neuropathology, Graduate
School of Medicine, The University of
Tokyo, Tokyo, Japan.

POSTERS, POSTER WALKS, LATE-BREAKING AND ENCORE ABSTRACTS

PII-079

FUNCTIONAL CHARACTERIZATION OF ETHAMBUTOL BY ORGANIC CATION TRANSPORTER 2 (OCT2), *IN VITRO*.

H. Shin, Y. Lee, H. Choi, S. Lim, M. Cho, Y. Yoon, D. Lee, P. Md. Masud, **J. Jung**, J. Shin; Department of Pharmacology and Pharmacogenomics Research Center, Inje University College of Medicine, Busan, Korea, Republic of.

PII-080

CHARACTERIZATION OF 22 ANTI-TUBERCULOSIS DRUGS FOR THE INHIBITORY EFFECT ON OATPS TRANSPORTERS MEDIATED UPTAKE; POSSIBILITY OF DRUG-DRUG INTERACTIONS.

P. Md. Masud, **J. Jung**, J. Kim, H. Choi, H. Shin, D. Kim, J. Shin; Department of Pharmacology and Pharmacogenomics Research Center, Inje University College of Medicine, Busan, Korea, Republic of.

PII-081

PARA-AMINOSALICYLIC ACID (PAS) CHARACTERIZED AS A SUBSTRATE OF OCT1 AND OCT2 AND OAT1 AND OAT3 TRANSPORTER, *IN VITRO*.

P. Masud, **J. Jung**, H. Choi, H. Shin, D. Kim, J. Shin; Department of Pharmacology and Pharmacogenomics Research Center, Inje University College of Medicine, Busan, Korea, Republic of.

PII-082

INHIBITORY EFFECTS OF RIFAMYCINS ON SIX UDP-GLUCURONOSYLTRANSFERASE ACTIVITIES IN HUMAN LIVER MICROSOMES.

M. Kim, J. Ha, P. Masud, H. Choi, **E. Kim**, D. Kim, J. Shin; Department of Pharmacology and Pharmacogenomics Research Center, Inje University College of Medicine, Busan, Korea, Republic of.

PII-083

DIFFERENTIAL MIRNA INTERACTION OF ABCB1 (P-GLYCOPROTEIN) THROUGH 3'-UTR LENGTH VARIANTS.

O. Bruhn¹, K. Drerup¹, M. Kaehler¹, S. Haenisch¹, C. Röder², **I. Cascorbi**¹; ¹Institute of Experimental and Clinical Pharmacology, University of Kiel, Kiel, Germany, ²Institute for Experimental Cancer Research, University of Kiel, Kiel, Germany.

PII-084

DRUG-DRUG INTERACTION (DDI) STUDY BETWEEN THE INVESTIGATIONAL NAE INHIBITOR PEVONEDISTAT (TAK-924) AND FLUCONAZOLE OR ITRACONAZOLE IN PATIENTS WITH ADVANCED SOLID TUMORS.

H. M. Faessel¹, R. D. Harvey², A. C. Lockhart³, T. M. Bauer⁴, L. Wang¹, F. Sedarati¹, S. Santillana¹, J. J. Nemunaitis⁵; ¹Millennium Pharmaceuticals, Inc., a wholly owned subsidiary of Takeda Pharmaceutical Company Limited, Cambridge, MA, ²Winship Cancer Institute of Emory University, Atlanta, GA, ³Washington University School of Medicine/Siteman Cancer Center, St. Louis, MO, ⁴Sarah Cannon Research Institute/Tennessee Oncology PLLC, Nashville, TN, ⁵Mary Crowley Cancer Research Centers, Dallas, TX.

PII-085

THE SURVEY OF FDA APPROVED NEW MOLECULAR ENTITIES THAT ARE TERATOGENIC AND THEIR DRUG INTERACTION POTENTIALS WITH HORMONAL CONTRACEPTIVES.

M. Ahn, L. Li, **M. Kim**; US Food and Drug Administration, Silver Spring, MD.

POSTERS, POSTER WALKS, LATE-BREAKING AND ENCORE ABSTRACTS

P11-087

STING PATHWAY ACTIVATION ENHANCES IMMUNE RESPONSE AND IMPROVES SURVIVAL IN MURINE MYELOID LEUKEMIA.

E. Curran, X. Chen, L. Corrales, J. Kline; University of Chicago, Chicago, IL.

P11-088

PHARMACOKINETICS OF MEDICATIONS IN PREGNANCY - A COMPREHENSIVE SYSTEMATIC REVIEW OF THE LITERATURE.

T. Leibson¹, G. Pariente¹, G. Koren², S. Ito¹; ¹Hospital for Sick Children, Toronto, ON, Canada, ²University of Toronto, Toronto, ON, Canada.

P11-089

ALCOHOL AND ALDEHYDE DEHYDROGENASES CONTRIBUTE TO SEXUAL DIMORPHISM OF ZOLPIDEM.

C. J. Peer¹, J. D. Strobe¹, S. Beedie¹, A. M. Ley¹, W. H. Theodore², W. D. Figg¹, T. Sissung¹; ¹National Cancer Institute, Bethesda, MD, ²National Institute of Neurological Disorders and Stroke, Bethesda, MD.

P11-090

A PHASE I STUDY TO ASSESS FOOD EFFECT ON OPROZOMIB IN PATIENTS WITH ADVANCED MALIGNANCIES.

R. D. Harvey¹, L. Gore², D. Wang³, A. Mita⁴, S. Sharma⁵, J. Nemunaitis⁶, K. Papadopoulos⁷, D. Pinchasik⁸, Y. Ou⁸, E. Demirhan⁸, R. E. Cutler, Jr.⁸, A. M. Tsimberidou⁹; ¹Winship Cancer Institute of Emory University, Atlanta, GA, ²University of Colorado Cancer Center, Aurora, CO, ³Henry Ford Health System, Detroit, MI, ⁴Cedars-Sinai Medical Center, Los Angeles, CA, ⁵University of Utah Health Sciences Center, Huntsman Cancer Institute, Salt Lake City, UT, ⁶Mary Crowley Cancer Research Centers, Dallas, TX, ⁷South Texas Accelerated Research Therapeutics, San Antonio, TX, ⁸Onyx Pharmaceuticals, Inc., South San Francisco, CA, ⁹University of Texas MD Anderson Cancer Center, Houston, TX.

P11-091

EXPLORING THE HYPOTHESIS THAT AGE RELATED DIFFERENCES IN THE RESPONSE TO TRIAZOLAM ARE DUE TO ALTERED PHARMACOKINETICS AND INCREASED SENSITIVITY TO THE DRUG IN THE ELDERLY.

M. Chetty, M. Jamei, A. Rostami; Simcyp (a Certara Company), Sheffield, United Kingdom.

P11-092

PREDICTING THE IMPACT OF CYP3A5 POLYMORPHISM ON TACROLIMUS TROUGH CONCENTRATIONS IN BLACK AFRICAN TRANSPLANT RECIPIENTS.

K. Machavaram¹, L. Almond¹, B. Small¹, Z. Barter¹, M. Jamei¹, A. Rostami-Hodjegan², I. Gardner¹; ¹Simcyp (a Certara Company), Sheffield, United Kingdom, ²University of Manchester, Manchester, United Kingdom.

P11-093

DRUG-INDUCED NEUROCOGNITIVE CHANGES ON CHOICE REACTION TIME IN CNS POLYDRUG USERS.

T. Hopyan, B. Setnik; INC Research Toronto, Inc., Toronto, ON, Canada.

P11-094

BIOMEDICAL INFORMATICS APPROACHES TO IDENTIFYING DRUG-DRUG INTERACTIONS (DDIS): APPLICATION TO INSULIN SECRETAGOGUES (SGS).

X. Han¹, C. Chiang², C. E. Leonard¹, W. B. Bilker¹, C. M. Brensinger¹, L. Li², S. Hennessy¹; ¹University of Pennsylvania, Philadelphia, PA, ²Indiana University, Indianapolis, IN.

POSTERS, POSTER WALKS, LATE-BREAKING AND ENCORE ABSTRACTS

P11-095

CHANGES IN PEDIATRIC PRESCRIBING PATTERNS DURING THERAPEUTIC DRUG MONITORING OF TACROLIMUS.

S. Abdelaziz¹, T. Yu¹, C. Stockmann², C. T. Sherwin¹, J. E. Constance¹, **A. Balch¹**;

¹Department of Pediatrics, Division of Clinical Pharmacology, University of Utah, Salt Lake City, UT, ²Department of Pediatrics, University of Utah, Salt Lake City, UT.

P11-096

A PHASE I STUDY OF OPROZOMIB TO ASSESS DRUG-DRUG INTERACTION WITH MIDAZOLAM IN PATIENTS WITH ADVANCED MALIGNANCIES.

A. M. Tsimberidou¹, Y. Ou², Y. Xu³, Z. Wang², R. D. Harvey⁴, A. Mita⁵, S. Sharma⁶, K. Papadopoulos⁷, D. Wang⁸, D. Pinchasi², E. Demirhan², R. E. Cutler, Jr.², L. Gore⁹;

¹University of Texas MD Anderson Cancer Center, Houston, TX, ²Onyx Pharmaceuticals, Inc., South San Francisco, CA, ³Amgen, Inc., Thousand Oaks, CA, ⁴Winship Cancer Institute, Atlanta, GA, ⁵Cedars-Sinai Medical Center, Los Angeles, CA, ⁶University of Utah Health Sciences Center, Huntsman Cancer Institute, Salt Lake City, UT, ⁷South Texas Accelerated Research Therapeutics, San Antonio, TX, ⁸Henry Ford Health System, Detroit, MI, ⁹University of Colorado Cancer Center, Aurora, CO.

P11-097

GENETIC VARIANTS INFLUENCING INR VARIABILITY IN WARFARIN TREATED PATIENTS AFTER THE DOSE-TITRATION PHASE.

O. F. Iwuchukwu, R. Andrea, Y. Shi, E. A. Bowton, V. K. Kawai, J. Schildcrout, J. C. Denny, D. M. Roden, M. C. Stein; Vanderbilt University, Nashville, TN.

P11-098

MODULATION OF SORAFENIB- MEDIATED KERATINOCYTE INJURY BY PROBENECID.

S. Hu¹, E. I. Zimmerman², A. A. Gibson¹, A. Vasilyeva², L. Li², A. Sparreboom¹, S. D. Baker¹; ¹The Ohio State University, Columbus, OH, ²St. Jude Children's Research Hospital, Memphis, TN.

P11-099

OATP1B2-DEFICIENCY PROTECTS AGAINST PACLITAXEL-INDUCED NEUROTOXICITY.

S. Hu¹, T. Florea², G. Du³, A. A. Gibson¹, A. Sparreboom¹, J. A. Sprowl²; ¹The Ohio State University, Columbus, OH, ²D'Youville College, Buffalo, NY, ³St. Jude Children's Research Hospital, Memphis, TN.

P11-100

NONHOMOGENEOUS DRUG PENETRANCE OF VELIPARIB MEASURED IN TRIPLE NEGATIVE BREAST TUMORS.

I. H. Bartelink¹, B. Prideaux², G. Krings¹, L. Wilmes¹, P. R. Lee¹, B. Hann¹, J. Coppé¹, D. Heditsian¹, L. Swigart-Brown¹, E. F. Jones¹, S. Magnitsky¹, R. Keizer¹, L. Esserman¹, W. Ruan¹, A. Wu¹, D. Yee¹, V. Dartois¹, D. Wolf¹, R. Savic¹, L. vantVeer¹;

¹University of California, San Francisco, San Francisco, CA, ²The State University of New Jersey, New Jersey, NJ.

P11-101

YES1-MEDIATED REGULATION OF OCT2 FUNCTION IN THE KIDNEY.

N. Pabla¹, S. Hu¹, A. A. Gibson¹, L. Li², A. Sparreboom¹; ¹The Ohio State University, Columbus, OH, ²St. Jude Children's Research Hospital, Memphis, TN.

P11-102

PRELIMINARY EXPERIENCE WITH INTRAVENOUS INFUSION OF TREHALOSE (CABALETTA) FOR OPMD: THE EFFECT ON PLASMA GLUCOSE AND THE PRESENCE OF GLYCOSURIA.

Y. Caraco¹, H. Vornovizki¹, S. Blotnick¹, I. Gliko-Kabir², Z. Argov²; ¹Hadassah University Hospital, Jerusalem, Israel, ²Bioblast Pharma, Tel-Aviv, Israel.

POSTERS, POSTER WALKS, LATE-BREAKING AND ENCORE ABSTRACTS

P11-103

EFFECT OF HEPATIC IMPAIRMENT ON COBIMETINIB PHARMACOKINETICS: AN OPEN-LABEL, SINGLE-DOSE, PARALLEL GROUP STUDY.

I. Templeton, S. Kshirsagar, Y. Deng, N. Choong, I. Chang, I. Georgescu, L. Musib; Genentech, South San Francisco, CA.

P11-104

INTEGRATION OF PK-PD AND HEALTH ECONOMIC MODELING TO ASSESS COST-EFFECTIVENESS OF IMPROVING ADHERENCE IN REAL WORLD SETTING.

L. Jain¹, K. Tunceli², J. Chen², M. Lala¹, C. Davis¹, J. Liu², A. Chain¹, D. Tatosian¹, Y. Lu¹, S. Visser¹, P. Mavros², P. Jadhav¹; ¹Quantitative Pharmacology and Pharmacometrics (QP2), Pharmacokinetics Pharmacodynamics and Drug Metabolism (PPDM), Merck Research Laboratories, Upper Gywnedd, PA, ²Center for Observational and Real-world Evidence, Merck Research Laboratories, Upper Gywnedd, PA.

P11-105

ASSOCIATION OF GENETIC POLYMORPHISMS AND RESPONSE TO RBP-7000 IN PATIENTS WITH SCHIZOPHRENIA.

Z. Konsoula, C. Heidbreder, P. Twumasi-Ankrah, S. Agarwal, J. Jones, III, A. Nasser; Indivior, Inc., Richmond, VA.

P11-106

THE ROLE OF POPULATION PK IN INFORMING DOSING RECOMMENDATIONS FOR PATIENTS WITH HEPATIC AND RENAL IMPAIRMENT.

I. R. Younis, V. Sinha; US Food and Drug Administration, Silver Spring, MD.

P11-107

INCREASING PLACEBO RESPONSE AND DECREASING TREATMENT EFFECTS IN SCHIZOPHRENIA TRIALS -THE TREND CONTINUES: AN UPDATE FROM US FOOD AND DRUG ADMINISTRATION.

M. Gopalakrishnan, M. Mehta, R. Uppoor, M. Mathis, T. Farchione, L. Kempf, J. Zhang, **I. Younis**; US Food and Drug Administration, Silver Spring, MD.

POSTER WALKS

ESSENTIAL TOOLS FOR PRECISION MEDICINE

WEDNESDAY, MARCH 9, 2016

5:45 PM – 6:30 PM

SAPPHIRE FOYER

PWI-1

PHARMACOMETABOLOMICS SIGNATURES FROM WOMEN WITH PREMENSTRUAL DYSPHORIC DISORDER ADMINISTERED ESTRADIOL AND PROGESTERONE TREATMENT.

D. Rotroff¹, N. W. Gaikwad², J. M. Reuter³, C. Smith¹, H. R. Kucera², T. Vi Nguyen⁴, D. R. Rubinow⁵, A. A. Motsinger-Reif¹, P. J. Schmidt³, R. Kaddurah-Daouk⁶; ¹Bioinformatics Research Center, North Carolina State University, Raleigh, NC, ²Departments of Nutrition and Environmental Toxicology, University of California at Davis, Davis, CA, ³Behavioral Endocrinology Branch, National Institute of Mental Health, National Institutes of Health, Bethesda, MD, ⁴Departments of Psychiatry and Obstetrics-Gynecology, McGill University Health Center, Montreal, QC, Canada, ⁵Department of Psychiatry, University of North Carolina School of Medicine, Chapel Hill, NC, ⁶Department of Psychiatry and Behavioral Sciences, Duke University School of Medicine, Durham, NC.

POSTERS, POSTER WALKS, LATE-BREAKING AND ENCORE ABSTRACTS

PWI-2

INVESTIGATING THE EPIGENETIC DYSREGULATION OF APOPTOSIS GENES IN PANCREATIC CANCER PATIENTS AND THEIR POTENTIAL IMPLICATION IN PREDICTING CHEMOTHERAPEUTIC OUTCOME.

L. Phua¹, D. Tai², T. Lim¹; ¹Singapore General Hospital, Singapore, Singapore, ²National Cancer Centre Singapore, Singapore, Singapore.

PWI-3

A METFORMIN METABOLOMIC EXPRESSION PROFILE STUDY UTILIZING AN ELECTRONIC HEALTH RECORD (EHR)-LINKED BIOREPOSITORY AND INTEGRATIVE MOLECULAR EPIDEMIOLOGY APPROACHES.

M. K. Breitenstein¹, R. Berger², S. Bos³, M. Cascante³, T. Hankemeier², A. C. Harms², R. F. Kaddurah-Daouk⁴, K. R. Kalari¹, V. V. Koval², S. Marin³, I. Moon¹, K. S. Nair¹, M. Persson¹, R. M. Weinshilboum¹, L. Wang¹; ¹Mayo Clinic, Rochester, MN, ²Leiden Academic Centre for Drug Research, Leiden University, Leiden, Netherlands, ³Department of Biochemistry and molecular Biology, University of Barcelona, Barcelona, Spain, ⁴Duke University, Durham, NC.

PWI-4

NOVEL *IN VIVO* HUMAN MODEL FOR TRANSIENT MITOCHONDRIAL DYSFUNCTION: SIMVASTATIN-INDUCED MITOCHONDRIAL DYSFUNCTION IN HEALTHY SUBJECTS AND ITS REVERSIBILITY BY UBIQUINOL.

M. P. van Diemen¹, C. Berends¹, N. Akram¹, J. Wezel², J. L. Hay¹, W. M. Teeuwisse², K. E. Malone³, E. G. Mik⁴, H. Kan², A. Webb², G. Groeneveld¹; ¹Centre for Human Drug Research, Leiden, Netherlands, ²Leiden University Medical Center, Leiden, Netherlands, ³Good Biomarker Sciences, Leiden, Netherlands, ⁴Erasmus Medical Center, Rotterdam, Netherlands.

PWI-5

EVALUATION OF HYPOXIA ADAPTATION IN NEUROBLASTOMA IDENTIFIES REPRODUCIBLE TRANSCRIPTIONAL AND PHENOTYPIC RESPONSES.

M. A. Applebaum, A. Jha, C. Mariani, K. White, B. Stranger, S. Cohn; University of Chicago, Chicago, IL.

MECHANISMS BEHIND SPECIAL POPULATIONS: WHAT MAKES THEM SO SPECIAL?

THURSDAY, MARCH 10, 2016

4:45 PM – 5:30 PM

SAPPHIRE FOYER

PWII-1

THE ACTIVITIES OF ORGANIC ANION TRANSPORTERS, OATP1B1/1B3 AND OAT1/3 ARE MODULATED BY UREMIC TOXINS.

C. Hsueh¹, K. Yoshida², T. Meyer³, L. Zhang², S. Huang², K. Giacomini¹; ¹University of California, San Francisco, San Francisco, CA, ²US Food and Drug Administration, Silver Spring, MD, ³Stanford University, Stanford, CA.

PWII-2

GENOME-WIDE ASSOCIATION STUDY TO IDENTIFY THE GENETIC DETERMINANTS OF WARFARIN INDUCED HEMORRHAGIC COMPLICATIONS IN AFRICAN AMERICANS (AAS).

T. De¹, N. Nwanze¹, W. Hernandez¹, E. Smithberger¹, M. Tuck², T. O'Brien³, R. Kittles⁴, J. Duarte⁵, S. Bourgeois⁶, L. Cavallari⁷, M. Perera¹; ¹University of Chicago, Chicago, IL, ²Veterans Affairs Medical Center, Washington, DC, ³The George Washington University, Washington, DC, ⁴University of Arizona College of Medicine, Tucson, AZ, ⁵University of Illinois, Chicago, IL, ⁶Queen Mary University of London, London, United Kingdom, ⁷University of Florida, Gainesville, FL.

POSTERS, POSTER WALKS, LATE-BREAKING AND ENCORE ABSTRACTS

PWII-3

IMPACT OF PREECLAMPSIA ON THE EXPRESSION OF ABC AND SLC TRANSPORTERS IN HUMAN PLACENTA.

D. Kojovic, M. Piquette-Miller; University of Toronto, Toronto, ON, Canada.

PWII-4

NOVEL DELETERIOUS DIHYDROPYRIMIDINE DEHYDROGENASE VARIANTS MAY CONTRIBUTE TO 5-FLUOROURACIL SENSITIVITY IN AN EAST AFRICAN POPULATION.

T. Elraiyah, S. Shrestha, L. R. Roberts, S. M. Offer, R. B. Diasio; Mayo Clinic, Rochester, MN.

NOVEL MODELING APPROACHES TO SOLVE OLD PROBLEMS: PK, DDI, TOXICITY

THURSDAY, MARCH 10, 2016

5:30 PM – 6:15 PM

SAPPHIRE FOYER

PWIII-1

IN SILICO PREDICTION OF ORAL BIOAVAILABILITY.

M. Lawless, J. DiBella, M. B. Bolger, R. D. Clark, M. Waldman, V. Lukacova; Simulations Plus, Inc., Lancaster, CA.

PWIII-2

DEVELOPMENT OF A SYSTEMS PHARMACOLOGY MODEL TO PREDICT THE EFFECTS OF WARFARIN AND RIVAROXABAN ON THE HUMAN COAGULATION NETWORK.

S. Hartmann¹, K. Biliouris¹, L. J. Lesko¹, U. Nowak-Goettl², M. N. Trame¹; ¹Center for Pharmacometrics and Systems Pharmacology, Department of Pharmaceutics, College of Pharmacy, University of Florida, Orlando, FL, ²University Hospital Schleswig-Holstein, Institute of Clinical Chemistry, Thrombosis & Hemostasis Treatment Center, Campus Kiel & Lubbeck, Kiel, Germany.

PWIII-3

PHYSIOLOGICALLY BASED PHARMACOKINETIC (PBPK) MODELING TO PREDICT CLINICAL EFFECT OF PROTON PUMP INHIBITORS (PPI) ON EXPOSURE OF ANTICANCER PROTEIN KINASE INHIBITORS (PKI).

H. M. Ghazarian¹, L. H. Lam¹, S. Yamazaki², M. A. Zientek², A. Ruiz-Garcia², Y. K. Pithavala², J. C. Masters²; ¹UC San Diego Skaggs School of Pharmacy, La Jolla, CA, ²Pfizer, Inc., San Diego, CA.

PWIII-4

A SYSTEMS BIOLOGY APPROACH TO PREDICTING CARDIOTOXICITY ASSOCIATED WITH TYROSINE KINASE INHIBITORS.

S. Zaman¹, C. Gao², D. R. Abernethy¹; ¹US Food and Drug Administration, Silver Spring, MD, ²Rutgers University, New Brunswick, NJ.

PWIII-5

THE UTILITY OF LINEAR QUANTILE MIXED MODELING (LQMM) APPROACH IN PREDICTING THROUGH-QT (TQT) STUDY OUTCOME USING PHASE I SINGLE ASCENDING DOSE STUDIES (SAD).

N. Al-Huniti, A. S. Ayyoub, J. Li; AstraZeneca, Waltham, MA.

TRANSLATIONAL DETERMINANTS OF TOXICITY

FRIDAY, MARCH 11, 2016

7:15 AM – 8:00 AM

SAPPHIRE FOYER

PWIV-1

STUDYING INDIVIDUAL DIFFERENCES IN CANCER DRUG EFFICACY USING CELL LINES DERIVED FROM PATIENTS.

T. Hankemeier¹, R. Kaddurah-Daouk², V. V. Koval¹, A. C. Harms¹, I. Moon³, H. Kuwahara⁴, S. Bos⁵, S. Marin⁵, M. Cascante⁵, R. Weinshilboum³, L. Wang³; ¹Leiden/Amsterdam Centre for Drug Research, Leiden, Netherlands, ²Duke

POSTERS, POSTER WALKS, LATE-BREAKING AND ENCORE ABSTRACTS

University, Durham, NC, ³Division of Clinical Pharmacology, Mayo Clinic, Rochester, MN, ⁴Sumitomo Dainippon Pharma, Tokyo, Japan, ⁵University of Barcelona, Barcelona, Spain.

PWIV-2

ANTIVIRAL DRUGS INTERACT MORE POTENTLY WITH THE HUMAN ORGANIC ANION TRANSPORTER 1, OAT1 THAN WITH RODENT AND NON-RODENT SPECIES ORTHOLOGS.

L. Zou¹, A. Gupta², S. Stahl³, K. Fenner³, K. Giacomini¹; ¹University of California, San Francisco, San Francisco, CA, ²AstraZeneca Pharmaceuticals, Waltham, MA, ³AstraZeneca Pharmaceuticals, Cambridge, United Kingdom.

PWIV-3

METFORMIN IS A SUBSTRATE AND INHIBITOR OF THE HUMAN INTESTINAL THIAMINE TRANSPORTER 2 (THTR-2; SLC19A3).

X. Liang¹, H. Chien¹, S. Yee¹, M. Giacomini², E. Chen¹, M. Piao¹, J. Hao², J. Twelves², E. Lepist², A. Ray², K. Giacomini¹; ¹University of California, San Francisco, San Francisco, CA, ²Gilead Sciences, Inc., Foster City, CA.

PWIV-4

AMELIORATION OF CISPLATIN NEPHROTOXICITY BY NILOTINIB.

A. F. Leblanc, S. Hu, N. Pabla, A. A. Gibson, A. Sparreboom; The Ohio State University, Columbus, OH.

PWIV-5

ANTIRETROVIRAL DRUG EXPOSURE IN CEREBROSPINAL FLUID (CSF) AS A PREDICTOR OF NEUROCOGNITIVE OUTCOMES IN HIV INFECTED PATIENTS.

N. Srinivas, K. H. Yang, J. W. Collins, C. Sykes, S. B. Joseph, K. Robertson, J. J. Eron, R. Swanstrom, A. D. Kashuba; University of North Carolina at Chapel Hill, Chapel Hill, NC.

POSTERS, POSTER WALKS, LATE-BREAKING AND ENCORE ABSTRACTS

LATE-BREAKING POSTER SESSION

WEDNESDAY, MARCH 9, 2016

4:30 PM – 6:30 PM

SAPPHIRE BALLROOM

LB-001

POPULATION PK/PD MODELING OF A FIRST-IN-CLASS PORCUPINE INHIBITOR WNT974 IN ADVANCED CANCER PATIENTS TO SUPPORT DOSE SELECTION FOR PHASE I EXPANSION.

Y. Ji, J. Morawiak, A. Mignault, S. Dolan, P. Huang, C. Mahajan, A. Myers; Novartis, East Hanover, NJ.

BACKGROUND: Aberrant Wnt pathway activation is critical for initiation and maintenance of multiple tumor types. WNT974 is a first-in-class oral investigational agent that potently and selectively inhibits Porcupine, a membrane-bound O-acyltransferase required for Wnt secretion.

METHODS: A Phase I clinical trial is being conducted in advanced cancer patients to evaluate the safety, tolerability, PK, PD and antitumor activity of WNT974. Pre- and on-treatment blood, skin and tumor specimens were collected to evaluate PK/PD. Population PK modeling was performed using NONMEM 7. Exposure-response analysis was conducted for skin AXIN2 (a Wnt target gene) using S-PLUS 8.1.1. Logistic regression was conducted for dysgeusia (most frequent adverse event) using R 3.0.2. Analysis was completed in Oct. 2015 based on a full dose escalation dataset.

RESULTS: As of March 2, 2015 data cut-off, 66 patients were treated in the dose escalation at dose ranges and schedules of 5-30 mg QD; 30-45 mg QD 4 days on, 3 days off; and 5 mg BID. A 2-compartment model adequately described WNT974 PK. Exposure-response analysis of skin AXIN2 demonstrated that maintaining WNT974 C_{min,ss} >2.6 ng/mL would provide >50% maximal inhibition with 95% probability. Logistic regression analysis for dysgeusia demonstrated that WNT974 C_{max,ss} <118 ng/mL and AUC_{24h,ss} <762 ng*h/mL would assure 50% probability of <25% patients to have Grade 2 dysgeusia. PK simulation revealed that 10 mg QD maintains exposure within the desired window for the majority of patients.

CONCLUSION: This first population PK/PD modeling for the first-in-class Porcupine inhibitor WNT974 estimated the therapeutic window and guided dose selection for Phase I expansion. The approach can be applied to dose selection in early oncology development.

LB-002

POPULATION PHARMACOKINETIC AND PHARMACODYNAMIC (PK/PD) ANALYSIS OF HUMANIZED MONOCLONAL ANTIBODY (MAB) TO HUMAN INTERLEUKIN-3 RECEPTOR ALPHA CHAIN (CD123).

Y. Zhang¹, J. Roberts¹, S. Dasen¹, S. Ghosh², B. Sedgmen², R. Davis², S. Hosback², B. Majcen², J. Sidhu²; ¹CSL Behring, King of Prussia, PA, ²CSL, Parkville, Australia.

BACKGROUND: CSL362 is a humanized mAb targeting CD123+ cells and may benefit Acute Myeloid Leukemia (AML) patients by maintaining complete remission (CR) after standard induction and consolidation therapy. As part of the clinical development of CSL362, a population (pop) PK/PD analysis was performed, utilizing data from a phase 1 study in patients with CD123+ AML in CR or CRp at high risk for early relapse, with the objectives of characterizing the pop PK of CSL362 in AML patients and describing the pop PK/PD relationship using Receptor Occupancy (RO).

POSTERS, POSTER WALKS, LATE-BREAKING AND ENCORE ABSTRACTS

METHODS: The pop PK and RO datasets for 27 patients receiving up to six biweekly CSL362 intravenous (IV) infusions of 0.3, 0.75, 1, 3, or 9 mg/kg. PK samples of CSL362 serum concentrations were collected over 35 days. RO was quantified as the ratio of 7G3-IgG2a and 9F5-IgG1 of monocyte CD123 occupancy by CSL362. Pop PK models were developed separately for PK and RO. A visual predictive check (VPC) was used for model validation. The final pop PK and RO models were used to conduct the simulations for target trough concentration identification and RO outcomes for different dose regimens.

RESULTS: A Target-Mediated Drug Disposition model (TMDD) described the CSL362 PK data with good parameter precision. The identification of a target CSL362 trough concentration via simulation indicated with a CSL362 concentration of 1.9 µg/mL, 90% of patients would have 90% of CD123 receptors occupied.

CONCLUSION: The PK of CSL362 was best described by a TMDD pop PK model, with a separate PK/PD model characterizing the relationship between CSL362 concentration and free binding receptors. PK/PD simulations indicated target CSL362 trough concentration of 1.9 µg/mL and doses ≥ 3 mg/kg every two weeks were sufficient to achieve >90% RO in >90% of patients at steady state.

LB-003

IMPACT OF DISEASE AND TREATMENT RESPONSE IN DDI STUDIES: AZD9291 AND SIMVASTATIN IN ADVANCED NON-SMALL CELL LUNG CANCER (ANSCLC).

K. Vishwanathan¹, M. Cantarini², K. So², E. Masson¹, J. Fetterolf³, H. Patel⁴, E. Morgan⁴, S. Ramalingam⁴, D. Harvey⁴; ¹AstraZeneca, Waltham, MA, ²AstraZeneca, Alderley Park, United Kingdom, ³AstraZeneca, Gaithersburg, MD, ⁴Emory University, Atlanta, GA.

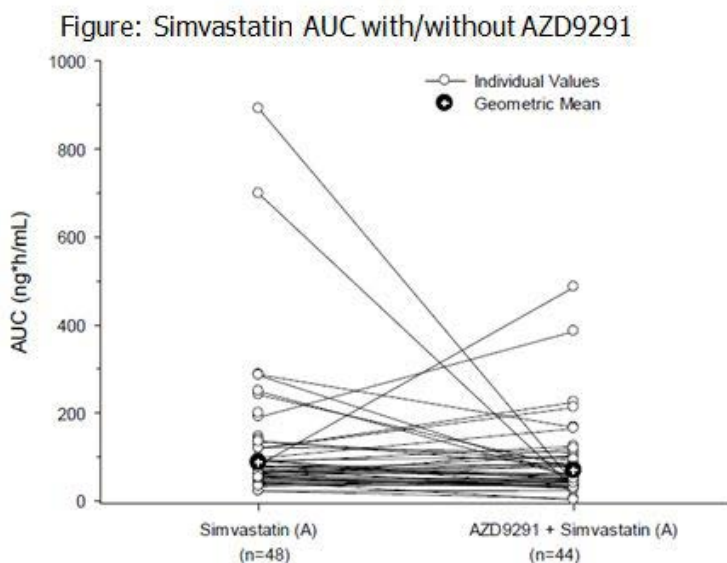
BACKGROUND: AZD9291 is a potent, irreversible, T790M directed EGFR-TKI in development for aNSCLC. In a study (NCT02197234) of the potential effect of AZD9291 on simvastatin (SMV) PK, two outliers were noted.

METHODS: SMV 40mg PO was given on Day (D) 1, then AZD9291 80mg PO daily D3-34. AZD9291 was co-dosed with SMV on D31. PK was conducted on D1 and 31 for SMV and simvastatin acid (SVA) and D31 for AZD9291. Two patients (pts) had significantly higher SMV/SVA exposures on D1 (Fig). By D31, values returned to the mean.

RESULTS: At entry, 2 pts with aNSCLC had radiographic and laboratory evidence of significant liver metastases (elevated LFTs, hypoalbuminemia). High SMV/SVA D1 AUCs were likely due to substantial infiltrative cancer impairing hepatic clearance. By D31, SMV exposures had normalized, possibly due to AZD9291 treatment normalizing CYP activity via efficacy rather than influencing CYP3A4 activity via DDI. By D42, LFT resolution and >50% tumor reductions were seen. Two other pts from this site without liver metastases showed no differences in SMV exposure; other etiologies of increased exposure were ruled out.

POSTERS, POSTER WALKS, LATE-BREAKING AND ENCORE ABSTRACTS

CONCLUSION: In cancer patients with a heavy hepatic tumor burden receiving an efficacious drug, clinical efficacy may confound assessment of DDI, especially in sensitive CYP substrates.



LB-004

USABILITY TESTING A CLINICIAN-DRIVEN, EHR-EMBEDDED, BUSULFAN PHARMACOKINETIC DECISION SUPPORT TOOL (DST) DESIGNED FOR POINT-OF-CARE CLINICIANS.

S. M. Abdel-Rahman; Children's Mercy Hospitals & Clinics, Kansas City, MO.

BACKGROUND: Busulfan demonstrates a narrow therapeutic index for which clinicians employ therapeutic drug monitoring (TDM). However, operationalizing TDM can be inefficient. We developed software encoding a clinical DST that is embedded into our electronic health record (EHR) and designed to streamline the TDM process for our oncology partners. This study examined the usability, usefulness and satisfaction of providers with our DST.

METHODS: 12 content experts (CE) and 12 end-users (EU) participated in traditional usability testing. Information collected included; demographics, task success, time to complete tasks, steps to complete tasks, frequency of errors, perceived usability, and overall user satisfaction. Audio and video were captured using Morae software. All participants were enrolled with informed consent under an IRB approved protocol.

RESULTS: Participants ranged in age from 26-59 yrs, spent between 5 to >26 hr per week on a computer, and demonstrated variable proficiency with TDM. Greater than 97% of tasks were completed with no difficulty. Task time significantly decreased (65%) with repetition ($p < 0.01$). On average, EU completed tasks faster than CE (0.28 vs. 0.32 min) with fewer number of clicks (144 vs. 176); however, these differences were not statistically significant. Overall satisfaction on a 7-point Likert scale was 1.6; with scores of 1.5 for system quality, 1.8 for information quality, and 1.4 for interface quality.

POSTERS, POSTER WALKS, LATE-BREAKING AND ENCORE ABSTRACTS

CONCLUSION: Participants were highly satisfied, and quickly became proficient, with our software. Our DST, designed for the non-pharmacologist, was well accepted and should afford our clinicians the ability to seamlessly transition from patient assessment, directly to pharmacokinetic modeling and simulation, and prescription order entry.

LB-005

SINGLE-DOSE PHARMACOKINETICS OF VORTIOXETINE IN SUBJECTS WITH MILD, MODERATE, OR SEVERE HEPATIC IMPAIRMENT.

G. Chen, G. G. Nomikos, J. Affinito, W. Jacobson, Z. Zhao, S. Wang, J. Xie; Takeda Development Center Americas, Inc., Deerfield, IL.

BACKGROUND: Vortioxetine is a novel antidepressant approved by FDA and EMA for the treatment of major depression. Pharmacokinetics (PK) of vortioxetine and its metabolites (Lu AA34443 and Lu AA39835) were evaluated in subjects with mild, moderate, or severe hepatic impairment and in healthy matched control (HMC) subjects in 2 open-label, parallel-group, single-dose studies.

METHODS: The first study, conducted Sep-Dec 2008, was a PK study of vortioxetine 10 mg in subjects with mild or moderate hepatic impairment and HMCs (dosing guidance provided in the label). The second study, an FDA post-marketing commitment PK study to provide further dosing guidance, was conducted Jul-Nov 2014 in subjects with severe hepatic impairment and in HMCs. All subjects received a single oral dose of vortioxetine 5 mg. Serial PK blood samples were collected up to 240 h postdose. Adverse events were monitored throughout these studies.

RESULTS: These studies enrolled 22 hepatically impaired subjects (8 mild, 8 moderate, 6 severe) and 23 HMCs. Exposure to vortioxetine was similar in subjects with mild, moderate, or severe hepatic impairment and in HMCs following a single dose of vortioxetine, with LS mean ratios of 0.91, 0.98, and 1.10, respectively, for AUC_{0-24} and 0.86, 0.84, and 0.76 for C_{max} . No apparent differences in PK were observed for Lu AA34443 or Lu AA39835. Based on preliminary regression analysis, the PK of vortioxetine is independent of hepatic function as measured by Child-Pugh scores. Vortioxetine was well tolerated by subjects with hepatic impairment in both studies.

CONCLUSION: Mild, moderate, or severe hepatic impairment had no clinically meaningful impact on the single-dose PK of vortioxetine or its metabolites.

LB-006

MORBIDLY OBESE PATIENTS EXHIBIT AN INCREASED CYP2E1-MEDIATED OXIDATION OF ACETAMINOPHEN.

A. van Rongen¹, P. A. Valitalo², M. Y. Peeters¹, D. Boerma¹, F. W. Huisman¹, B. van Ramshorst¹, E. P. van Dongen¹, J. N. van den Anker³, C. A. Knibbe¹; ¹St. Antonius Hospital, Nieuwegein, Netherlands, ²Leiden Academic Centre for Drug Research, Leiden University, Leiden, Netherlands, ³Children's National Medical Center, Washington, DC.

BACKGROUND: Acetaminophen is mainly metabolized via glucuronidation and sulphation, with the minor pathway through CYP2E1 being responsible for hepatotoxicity. While in obese patients CYP2E1 activity is reported to be induced, the aim of this study was to determine the pharmacokinetics of acetaminophen and its metabolites (glucuronide, sulphate, cysteine and mercapturate) in morbidly obese and non-obese patients.

METHODS: In this prospective observational study 20 morbidly obese (median total body weight (TBW) of 140.1 kg (range 106-193.1) and BMI of 45.1 kg/m²) and 8 non-obese patients (TBW of 69.4 kg (53.4-91.7) and BMI of 21.8 kg/m²) received 2 grams of intravenous acetaminophen. Fifteen blood samples were collected per patient. A full validated population PK model was developed using NONMEM on September 18, 2015.

POSTERS, POSTER WALKS, LATE-BREAKING AND ENCORE ABSTRACTS

RESULTS: In morbidly obese patients, median AUC_{0-8h} of acetaminophen was lower ($p=0.009$), while the AUC_{0-8h} ratio of the glucuronide, sulphate and cysteine metabolite to acetaminophen were higher ($p=0.043$, 0.004 and 0.010 , respectively). In the model, acetaminophen CYP2E1-mediated clearance (cysteine & mercapturate) increased with lean body weight (LBW) (population mean (RSE%) of 0.0185 L/min (15%), $p<0.01$). Moreover, an accelerated formation of the cysteine & mercapturate metabolites was found with increasing LBW ($p<0.001$). Glucuronidation clearance (0.219 L/min (5%)) and sulphation clearance (0.0646 L/min (6%)) also increased with LBW ($p<0.001$).

CONCLUSION: Obesity leads to lower acetaminophen concentrations and earlier and higher peak concentrations of acetaminophen-cysteine and mercapturate. While a higher dose may be anticipated to achieve adequate acetaminophen concentrations, the increased CYP2E1 mediated pathway may preclude this dose adjustment.

LB-007

PERSONALIZED MELPHALAN THERAPY FOR AUTOLOGOUS STEM CELL TRANSPLANT: G-CSF REGIMEN SIGNIFICANTLY INFLUENCES DURATION OF NEUTROPENIA.

Y. Cho, D. Sborov, J. Li, J. Wang, Y. Gao, M. Lamprecht, M. Jukich, W. Falk, L. J. Schaaf, M. Poi, C. C. Hofmeister, M. A. Phelps; The Ohio State University, Columbus, OH.

BACKGROUND: Melphalan combined with G-CSF is effective in multiple myeloma (MM) patients receiving autologous stem cell transplantation (ASCT). High inter-patient variability and individual sensitivity to melphalan cause severe toxicities, including potentially life-threatening prolonged severe neutropenia. Therefore, we aimed to personalize melphalan+G-CSF therapy to maximize efficacy and minimize prolonged neutropenia.

METHODS: Patients received melphalan followed by transplant then daily G-CSF beginning day +1 or day +7 after transplant. Plasma and peripheral blood mononuclear cells (PBMCs) were collected prior to and during melphalan treatment. Plasma melphalan was quantified using a validated LC-MS/MS assay. PBMCs were treated *ex vivo* with melphalan to measure potential biomarkers. Modeling was performed using a nonlinear mixed effects approach evaluating the impact of melphalan exposure on absolute neutrophil count (ANC). The influence of different G-CSF regimens on duration of severe neutropenia was fully analyzed in October 2015.

RESULTS: Four covariates (creatinine clearance, hematocrit, SLC7A5, fat free mass) were chosen for the final PK model. While melphalan exposure significantly impacted duration of severe neutropenia, G-CSF regimen was also a significant factor. Duration of severe neutropenia was 50.82 hours shorter ($p<0.001$) when G-CSF regimen was started day +1 ($n=41$) compared to starting day +7 ($n=77$).

CONCLUSION: The PK/PD model enables prediction of the ANC time course and individualized adjustment of melphalan dosing to minimize prolonged neutropenia. G-CSF regimen was found to significantly influence duration of severe neutropenia, and it was therefore incorporated into the model.

LB-008

UGT1A3*2 AFFECTS PHARMACOKINETICS OF RALIMETINIB (LY2228820 DIMESYLATE) IN CANCER PATIENTS: A RETROSPECTIVE GENETIC ANALYSIS GUIDED BY *IN VITRO* UGT PHENOTYPING ASSAYS.

Y. Guo, X. Zhang, R. Bell, D. L. Farrington, A. Kolar, M. Mohutsky, C. Pitou, P. Kulanthaivel; Eli Lilly and Company, Indianapolis, IN.

POSTERS, POSTER WALKS, LATE-BREAKING AND ENCORE ABSTRACTS

BACKGROUND: Ralimetinib, a selective inhibitor of the α - and β -isoforms of p38 MAPK, is an investigational agent under evaluation for cancer treatment. *In vitro* studies in human hepatocytes indicated N-glucuronidation as the major human metabolic pathway of ralimetinib. *In vitro* uridine diphosphate glucuronosyltransferase (UGT) phenotyping assays using a panel of human tissue microsomes and recombinant UGTs found UGT1A4 and UGT1A3 as major contributors to the N-glucuronidation.

METHODS: The role of clinically relevant variants of UGTs in ralimetinib PK variability was evaluated within 40 patients of a phase 1 study (NCT01393990) (N=89). Sanger sequencing was used to interrogate UGT1A4*2 and *3, UGT1A3*2 and UGT1A1*28, which revealed low frequencies of UGT1A4*2 (minor allele frequency, MAF=0.025) and UGT1A4*3 (MAF=0) in the present study.

RESULTS: In all patients (N=40) or Caucasians (N=36), UGT1A3*2 was significantly associated with ralimetinib individual apparent clearance (based on a population PK model) ($p < 0.05$), with UGT1A3*2/*2 clearance being 1.7-fold relative to the non-UGT1A3*2/*2. Moreover, within a cohort of 26 patients, the dose-normalized AUC_{0-24} at steady-state (cycle 1 day 14) was reduced in patients with UGT1A3*2/*2 variant compared to that of non-UGT1A3*2/*2 ($p = 0.059$). Interestingly, UGT1A1*28 was also significantly associated with increased ralimetinib apparent clearance, probably due to its linkage disequilibrium with UGT1A3*2.

CONCLUSION: Collectively, our data suggest UGT1A3 as an important determinant in ralimetinib disposition. In this study, the impact of UGT1A4 variants could not be addressed due to a small sample size. This study demonstrates the utility of *in vitro* UGT phenotyping assays for identifying candidate genes to guide clinical genetic investigations.

LB-009

OCT1 IS A NOVEL TRANSPORTER FOR PARAQUAT AND ENHANCES ITS CYTOTOXICITY.

M. PIAO¹, X. LIANG², S. YEE², Q. Luo¹, K. M. GIACOMINI²; ¹Tsinghua University, Beijing, CHINA, ²University of California San Francisco, San Francisco, CA.

BACKGROUND: Paraquat(PQ) is a herbicide, but is commonly used in developing countries to commit suicide. PQ can be transformed between its oxidative form (PQ²⁺) and reduced form (PQ^{•+}) in the body, which generates oxidative stress, thus causing toxicity. Hepatotoxicity is one of the significant morbidities associated with PQ ingestion. However, it is unclear how PQ accumulates in the liver. The goal of our study was to test the hypothesis that the hepatic organic cation transporter, OCT1, mediates the uptake of PQ.

METHODS: Uptake of PQ was measured in HEK293 cells overexpressing OCT1 (OCT1 cells) or transfected with empty vector (EV cells). PQ was converted to PQ^{•+} by inclusion of sodium dithionite (SDT) (5 mM) in the uptake buffer. Cell viability of OCT1 and EV cells was measured using Promega CellTiter-Glo system after 6-hour incubation of different concentrations of PQ with SDT.

RESULTS: OCT1 transported the reduced but not the oxidized form of PQ. In the presence of SDT, PQ^{•+} significantly accumulated in cells overexpressing OCT1 (15 folds higher than in EV cells) and yielded $K_m = 20.09 \pm 3.49 \mu M$; $V_{max} = 2.87 \pm 0.10 \text{ nmol}/\mu g \text{ protein}/\text{min}$. The accumulation of PQ was abolished by addition of the OCT1 inhibitor, tacinine (100 μM). In comparison to EV cells, OCT1 cells were more sensitive to PQ (IC_{50} in OCT1 cells was 2.2 μM compared with 8.4 μM in EV cells) suggesting that OCT1 plays a role in the cytotoxicity of PQ.

POSTERS, POSTER WALKS, LATE-BREAKING AND ENCORE ABSTRACTS

CONCLUSION: This is the first study to identify OCT1 as a transporter of the reduced form of PQ. Our data suggest that by mediating transmembrane influx of PQ, OCT1 may play a critical role in its hepatotoxicity. Though speculative, our data suggest that inhibitors of OCT1 may serve as potential antidotes to the hepatotoxicity associated with PQ poisoning.

LB-010

BUSULFAN EXPOSURE PREDICTS EVENT FREE SURVIVAL AND TOXICITY AFTER HEMATOPOIETIC CELL TRANSPLANTATION IN CHILDREN AND YOUNG ADULTS: A MULTICENTER RETROSPECTIVE ANALYSIS.

I. H. Bartelink¹, A. Lalmohamed², E. M. van Reij², C. C. Dvorak¹, R. M. Savic¹, J. Zwaveling³, R. G. Bredius³, A. C. Egberts², M. Bierings², M. Kletzel⁴, P. J. Shaw⁵, C. E. Nath⁵, G. Hempel⁶, M. Ansari⁷, M. Krajcinovic⁸, Y. Theoret⁸, M. Duval⁹, R. Keizer¹, H. Bittencourt⁹, M. Hassan¹⁰, T. Guengoer¹⁰, R. F. Wynn¹¹, P. Veys¹², G. Cuvelier¹³, S. Markt¹⁴, R. Chiesa¹⁵, M. J. Cowan¹, M. A. Slatter¹⁶, M. Stricherz¹⁷, C. Jennissen¹⁷, J. R. Long-Boyle¹, J. J. Boelens²; ¹University of California, San Francisco, San Francisco, CA, ²University Medical Center Utrecht, Utrecht, Netherlands, ³Leiden University Medical Center, Leiden, Netherlands, ⁴Children's Hospital of Chicago, Chicago, CA, ⁵Children's Hospital at Westmead, Sydney, Australia, ⁶Universitätsklinikum at Münster, Münster, Germany, ⁷Hôpital des enfants (HUG), Genève, Switzerland, ⁸Hôpital Sainte-Justine Montréal, Montréal, QC, Canada, ⁹University of Montreal, Montréal, QC, Canada, ¹⁰University Children's hospital Zürich, Zürich, Switzerland, ¹¹The Royal Manchester Children's Hospital, Manchester, United Kingdom, ¹²Great Ormond Street, Hospital for Children London, London, United Kingdom, ¹³The CancerCare Manitoba, Winnipeg, Winnipeg, QC, Canada, ¹⁴San Raffaele Scientific Institute, Milan, Italy, ¹⁵IRCCS San Raffaele Scientific Institute, Milan, Italy, ¹⁶The Institute of Cellular Medicine, Newcastle University, Newcastle, United Kingdom, ¹⁷University of Minnesota, Masonic Children's Hospital, Minnesota, MN.

BACKGROUND: Intravenous-busulfan (IV-Bu) combined with therapeutic drug monitoring to guide dosing improves outcomes after hematopoietic cell transplantation (HCT). The best method to estimate Bu exposure and optimal exposure in children/young adults remains unclear. We therefore evaluated three approaches to estimate IV-Bu exposure and associated Bu-AUC with clinical outcomes in children/young adults undergoing HCT.

METHODS: Patients (0.1-30.4 years) who had received an IV-Bu conditioning regimen from 15 centers were included. Cumulative AUC was calculated by numerical integration using NONMEM (AUC_{NONMEM}), non-compartmental analysis (AUC_{0-infinity} and AUC_{0-1au}) and by individual centers using a variety of approaches (AUC_{center}). Primary outcome event-free survival (EFS) and other outcomes were modeled using propensity score adjusted cox hazard, Weibull, and Fine-Gray competing risk regression models.

RESULTS: 706 patients were included (45% malignant, 55% non-malignant). Median Bu AUC_{NONMEM} was 74.4 mg*h/L (CI95% 31.1-104.6 mg*h/L). Median AUC_{NONMEM} correlated poorly with AUC_{center} (R² = 0.254). Patients with optimal IV-Bu AUC of 78-101 mg*h/L showed 81% EFS at 2 years compared to 66.1% in low (<78 mg*h/L) and 49.5% in the high (>101 mg*h/L) Bu AUC group (P=0.024). Graft-failure/relapse occurred more frequently in the low AUC group (HR=1.75 P<0.001). Acute toxicity (VOD & aGvHD), chronic graft versus-host disease and transplantation related mortality was higher in the high AUC group (HR 1.69, 2.99 and 1.30), independent of indication.

CONCLUSION: These results demonstrate that improved clinical outcomes may be achieved by targeting Bu-AUC to 78-101mg*h/L using a validated pharmacokinetic-model for all indications.

POSTERS, POSTER WALKS, LATE-BREAKING AND ENCORE ABSTRACTS

LB-011

MECHANISTIC MODELING PREDICTS DRUG-INDUCED HYPERBILIRUBINEMIA THAT INVOLVES INHIBITION OF ENZYMES AND TRANSPORTERS.

K. Yang, J. L. Woodhead, P. B. Watkins, S. Q. Siler, B. A. Howell; The Hamner-UNC Institute for Drug Safety Sciences, Research Triangle Park, NC.

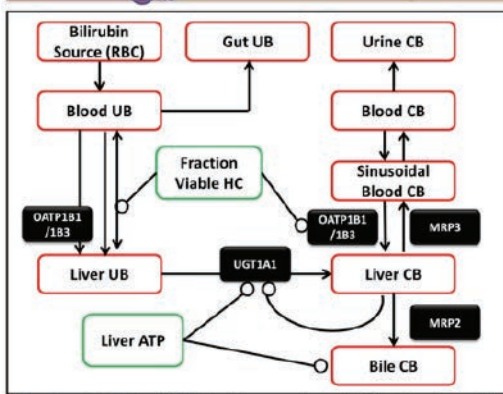
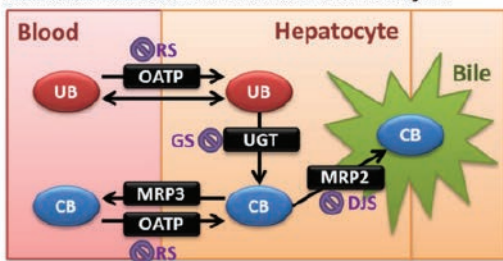
BACKGROUND: Elevated serum ALT and bilirubin indicates high risk of fatal drug-induced liver injury. However, drugs also can increase serum bilirubin in the absence of hepatic injury by inhibiting enzymes/transporters. The bilirubin sub-model within DILIsym® (the product of a public-private partnership involving scientists from industry, academia, and the FDA) was updated to predict drug-induced hyperbilirubinemia (HB).

METHODS: The bilirubin sub-model was optimized to bilirubin levels in patients with inherited disorders of bilirubin disposition: Rotor syndrome (RS), Gilbert syndrome (GS), and Dubin-Johnson syndrome (DJS) (Fig 1; completed on Oct 15). Indinavir (INV)-mediated HB was simulated using an INV PBPK model and its inhibition constants for UGT1A1 (6.8 μ M) and OATP1B1 (4.1 μ M).

RESULTS: Simulations recapitulated conjugated HB in RS/DJS and unconjugated HB in GS [serum total bilirubin (TB): 2-7, 5-12, and 2-13 mg/dL, respectively]. After administration of 800 mg INV TID for 1 month, simulations predicted unconjugated HB (pre- and post-treatment serum TB: 0.55 and 0.70 mg/dL), which is consistent with reported clinical data (pre- and post-treatment serum TB: 0.5 ± 0.28 and 0.84 ± 0.36 mg/dL).

CONCLUSION: Mechanistic modeling of bilirubin can be used to predict drug-induced HB, which is not related to liver injury.

Figure 1. Diagrams of hepatobiliary disposition of bilirubin and the bilirubin sub-model structure within DILIsym®.



CB, conjugated bilirubin; DJS, Dubin-Johnson syndrome; GS, Gilbert's syndrome; HC, hepatocytes; MRP, multidrug resistance-associated protein; OATP, organic anion transporting polypeptide; RBC, red blood cell; RS, Rotor syndrome; UB, unconjugated bilirubin; UGT, UDP glucuronosyltransferase.

POSTERS, POSTER WALKS, LATE-BREAKING AND ENCORE ABSTRACTS

LB-012

MORPHINE PHARMACODYNAMICS IN MECHANICALLY VENTILATED PRETERM NEONATES.

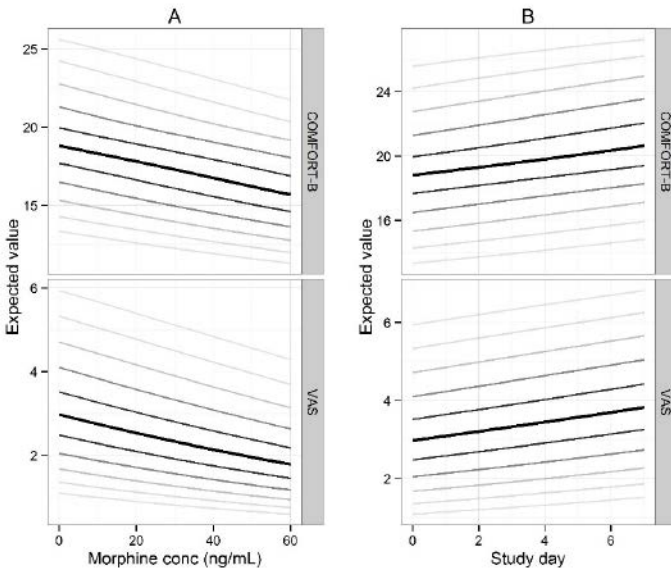
P. A. Valitalo¹, E. H. Krekels¹, M. van Dijk², S. H. Simons², D. Tibboel², C. A. Knibbe³;
¹Leiden University, Leiden, Netherlands, ²Erasmus MC Sophia Children's Hospital, Rotterdam, Netherlands, ³St Antonius Hospital, Nieuwegein, Netherlands.

BACKGROUND: To date, data about morphine efficacy in newborns are ambiguous. The aim of this work was to quantify morphine pharmacodynamics in mechanically ventilated preterm neonates.

METHODS: Pain scores and morphine concentration-time data were obtained from 140 mechanically ventilated preterms who participated in an RCT comparing morphine and placebo for the treatment of pain caused by endotracheal and nasal suctioning. An item response theory model was developed to quantify pain as a latent variable, upon which the effects of morphine concentrations and demographic covariates were tested. The model was validated in Oct 2015.

RESULTS: Morphine was found to reduce pain ($p < 0.001$), and time after study start was associated with increased pain ($p < 0.001$). Figure 1 shows median pain (bold lines) and representative individual estimates within 95% CI (thin lines) expressed as COMFORT-B or VAS over morphine concentration and time after surgery in days.

CONCLUSION: Morphine causes a small concentration-dependent reduction of pain in preterm infants undergoing mechanical ventilation. Repeated suctioning may cause abrasion and thus lead to increasing pain when performed multiple times.



POSTERS, POSTER WALKS, LATE-BREAKING AND ENCORE ABSTRACTS

LB-013

GENOTYPED-GUIDED ROSUVASTATIN DOSING MITIGATES INTERETHNIC DRUG EXPOSURE DIFFERENCE BETWEEN ASIANS AND WHITES.

H. Wu, N. Hristeva, L. Benet; University of California, San Francisco, San Francisco, CA.

BACKGROUND: The US Food and Drug Administration approved label for rosuvastatin states "Pharmacokinetic studies have demonstrated an approximate 2-fold increase in median exposure to rosuvastatin in Asian subjects when compared to Caucasian controls" and recommends dosage adjustments in Asian patients. Prior studies have demonstrated that interethnic variation in rosuvastatin drug exposure cannot be explained by *SLCO1B1* genotype alone. Here we show that the 2-fold difference in rosuvastatin exposure is mitigated in Asian and White subjects controlled for *SLCO1B1* and *ABCG2* wildtype, and that both genes should be considered in rosuvastatin dosing rather than ethnicity.

METHODS: Asian and White (8 each) healthy volunteers were enrolled in a randomized, 2 period cross over study, where they received: 1) single oral 20mg rosuvastatin and 2) 600mg rifampin I.V infusion for 30 min followed by single oral 20mg rosuvastatin. Rosuvastatin plasma samples, up to 48 hr, were measured by a validated HPLC-tandem mass spectrometry method.

RESULTS: For rosuvastatin alone, AUC_{0-48} were $92.4(\pm 34.0)$ and $83.4(\pm 29.9)$ ng/mL*hr and C_{max} were $10.0(\pm 3.8)$ and $7.3(\pm 2.7)$ ng/mL for Asians and Whites, respectively. Rosuvastatin AUC_{0-48} in the presence of rifampin were $298(\pm 97)$ and $285(\pm 71)$ ng/mL*hr and C_{max} were $78.1(\pm 39.4)$ and $60.0(\pm 24.5)$ ng/mL.

CONCLUSION: Our study shows that *SLCO1B1* and *ABCG2* are important for rosuvastatin disposition. By controlling for wildtype for both transporters, interethnic differences in rosuvastatin drug exposure were mitigated. We believe that the 39.6% of Asians carrying wildtype *SLCO1B1* and *ABCG2* would be under dosed based on the FDA label recommendations and they should receive the same dose as Whites. Our study suggests that both *SLCO1B1* and *ABCG2* polymorphisms should be considered before rosuvastatin dosing.

LB-014

A SEMI-PHYSIOLOGICALLY BASED PHARMACOKINETIC MODEL FOR MIDAZOLAM AND 1-OH-MIDAZOLAM IN MORBIDLY OBESE AND WEIGHT LOSS SURGERY PATIENTS.

M. J. Brill¹, P. A. Vålitalo², A. S. Darwich³, B. van Ramshorst¹, E. P. van Dongen¹, A. Rostami-Hodjegan³, M. Danhof², C. A. Knibbe¹; ¹St. Antonius Hospital, Nieuwegein, Netherlands, ²Leiden Academic Centre for Drug Research, Leiden, Netherlands, ³University of Manchester, Manchester, United Kingdom.

BACKGROUND: Morbid obesity and weight loss surgery may affect the activity of intestinal and hepatic CYP3A. This study aimed to describe the pharmacokinetics of midazolam and its CYP3A mediated metabolite 1-OH-midazolam in morbidly obese patients receiving oral and intravenous midazolam before and 1 year after weight loss surgery using semi-physiologically based pharmacokinetic modeling (semi-PBPK), thereby providing insight into the influence of weight loss surgery on CYP3A activity in both the gut wall and liver.

POSTERS, POSTER WALKS, LATE-BREAKING AND ENCORE ABSTRACTS

METHODS: Midazolam and 1-OH-midazolam concentrations were simultaneously analyzed using population pharmacokinetic modeling in NONMEM 7.2 (model validated on Sept. 8 2015). Data were from a published study [Brill et al. Pharm Res DOI 0.1007/s11095-015-1752-9] in which 20 morbidly obese patients undergoing weight loss surgery participated in a prospective observational study and of which 18 patients returned 1 year after surgery. At both occasions, patients received 7.5 mg oral and 5 mg intravenous midazolam separated by 160 ± 48 min. Per patient and occasion, a mean of 22 blood samples were collected.

RESULTS: In a semi-PBPK model in which different blood flow scenarios were evaluated, intrinsic hepatic clearance of midazolam ($CL_{int,H}$) was 1.52 (95% CI 1.40 - 1.64) times higher compared to morbidly obese patients before surgery ($p < 0.01$). Midazolam gut wall clearance ($CL_{int,G}$) was slightly lower in patients after surgery ($p > 0.05$), with low values for both groups.

CONCLUSION: The results of the semi-PBPK model suggest that in patients after weight loss surgery CYP3A hepatic metabolizing capacity seems to recover compared to morbidly obese patients, while CYP3A mediated intrinsic gut wall clearance was low for both populations and showed large inter-individual variability.

LB-015

EFFECT OF ABCB1 HAPLOTYPE ON TACROLIMUS DISPOSITION IN RENAL RECIPIENTS DEPENDS ON CYP3A5 AND CYP3A4 GENOTYPE.

T. Vanhove¹, P. Annaert², D. Lambrechts², D. R. Kuypers¹; ¹University Hospitals Leuven, Leuven, Belgium, ²University of Leuven, Leuven, Belgium.

BACKGROUND: Several clinical and genetic determinants of tacrolimus disposition have been identified. Tacrolimus exposure is decreased in patients possessing the *CYP3A5*1* allele (*CYP3A5* expressers) and increased in patients possessing the *CYP3A4*22* polymorphism. The effect of polymorphisms in other genes such as *ABCB1*, *PPARA* and *NR1I2* has varied between studies.

METHODS: A linear mixed model was constructed for tacrolimus dose-corrected trough level (C/D ratio) at months 3, 12 and 24 after transplantation in a retrospective cohort of 766 predominantly caucasian renal recipients. All patients were genotyped for 32 single nucleotide polymorphisms with a proven or possible relevance to tacrolimus disposition (genotyping complete 10/2015; analysis 11/01/2015). *ABCB1*, *MRP2*, *OATP1B1*, *COMT*, *FMO*, *PPARA* and *APOA5* were analyzed as (functional) haplotype groups.

RESULTS: Predictors of C/D ratio were presence of the *CYP3A5*1* allele ($n=118$), hematocrit, age, presence of *CYP3A4*22* ($n=83$), use of a *CYP3A4* inhibitor or inducer, serum ALT and albumin, eGFR, tacrolimus formulation (OD vs. BID), *ABCB1* haplotype and time after transplantation. The final model explained 42.9% of interindividual variability in C/D. *ABCB1* haplotype had no effect in *CYP3A5* expressers. In *CYP3A4* wild type patients, estimated C/D ratio was 1.46 (1.14-1.87), 1.47 (1.15-1.87) and 1.62 (1.28-2.07) for *ABCB1* CGC-CGC, CGC-TTT and TTT-TTT diplotypes, respectively, compared with 1.57 (1.13-2.17), 1.83 (1.35-2.49) and 2.55 (1.85-3.52) in *CYP3A4*22* carriers ($p=0.017$).

CONCLUSION: The effect of loss-of-function haplotypes of *ABCB1* on tacrolimus disposition was strongly accentuated in *CYP3A4*22* carriers but non-existent in *CYP3A5* expressers, likely because high CYP3A activity reduces the importance of the *ABCB1* transporter.

POSTERS, POSTER WALKS, LATE-BREAKING AND ENCORE ABSTRACTS

LB-016

ALPHA_{2A} ADRENERGIC RECEPTOR GENETIC VARIATION CONTRIBUTES TO HYPERGLYCEMIA AFTER MYOCARDIAL INFARCTION.

A. Adefurin¹, L. Darghoshian¹, C. Okafor¹, V. Kawai¹, C. Li², A. Shah¹, W. Wei¹, D. Kurnik¹, C. Stein¹; ¹Vanderbilt University Medical center, Nashville, TN, ²Case Western Reserve University, Cleveland, OH.

BACKGROUND: Acute myocardial infarction (AMI) is frequently associated with transient hyperglycemia even in patients without pre-existing diabetes. Acute stress can lead to increased blood glucose through the effect of catecholamines on alpha_{2A}-adrenergic receptors (2A-ARs) present in pancreatic islet β -cells. Variation in the gene (*ADRA2A*) that encodes the 2A-AR affects insulin release and glucose control and may play a particularly important role during times of stress.

METHODS: We performed a retrospective cohort study using de-identified electronic medical records linked to a DNA repository in 521 Caucasians and 55 African-American non-diabetic patients with AMI. We examined the association between admission blood glucose concentrations and ten selected *ADRA2A* SNPs in Caucasians.

RESULTS: Three *ADRA2A* SNPs were associated with stress-induced hyperglycemia in Caucasians. Individuals homozygous for the rs10885122 variant (n=9) had a 23% lower admission glucose (geometric mean [95% CI], 99 [83 - 118] mg/dl) compared with non-carriers (121 [118-125] mg/dl; n=401; P = 0.001). Admission glucose was 14% higher in rs1800544 variant homozygotes (134 [119-150] mg/dl; n=36) compared to non-carriers (118 [115-121] mg/dl; n=290, P=0.046). Furthermore, homozygotes of the rs553668 variant (n = 13) had a 13% higher glucose (133 [110-160] mg/dl) compared to non-carriers (118 [115-122] mg/dl; n=366; P = 0.056). Haplotypes including these *ADRA2A* SNPs were associated with higher admission glucose levels.

CONCLUSIONS: Three *ADRA2A* genetic variants are associated with blood glucose and stress-induced hyperglycemia after AMI in Caucasians.

LB-017

EFFECTS OF CYP2C19 GENETIC POLYMORPHISMS ON THE PHARMACOKINETICS/PHARMACODYNAMICS OF OMEPRAZOLE IN HEALTHY KOREAN.

Y. HYUN¹, J. Lee¹, Y. Kim¹, S. Ryu¹, I. Jang², H. Na¹, J. Kim¹; ¹NIFDS, Ceongju City, Korea, Republic of Korea, ²Seoul National University College of Medicine and Hospital, Seoul City, Korea, Republic of Korea.

BACKGROUND: Omeprazole, a proton pump inhibitor, is used to treat acid-related diseases. It is metabolized by the CYP isoenzymes into 5-hydroxy omeprazole and omeprazole sulfone. The genetic polymorphism of CYP2C19 enzyme is known to affect the pharmacokinetic(PK) and pharmacodynamic(PD) characteristics of omeprazole, and thereby to affect the efficacy of it. This study is to compare the PK and PD of omeprazole between different CYP2C19 genotype groups in healthy Korean.

METHODS: An open label, multiple dose clinical study was performed. A total of 24 *H. pylori* sero-negative healthy Korean subjects were enrolled according to 3 genotypes by CYP2C19 polymorphism (*1/*1: EMs, *1/*2 and *1/*3: IMs, *2/*2, *2/*3 and *3/*3: PMs). Subjects received multiple oral dose of 20 mg omeprazole for 8 days. The plasma levels of omeprazole and its two metabolites were determined using LC-MS/MS and PK parameters were calculated by noncompartmental method. Intra-gastric pH was monitored and serum concentration of gastrin were calculated to evaluate the PD of omeprazole.

POSTERS, POSTER WALKS, LATE-BREAKING AND ENCORE ABSTRACTS

RESULTS: After multiple administrations, the systemic exposure of omeprazole was 3668 ± 929 , 2087 ± 1045 and 1715 ± 1199 in PM, IM and EM respectively. Geometric mean ratio and its 90% confidence intervals of metabolic ratio ($AUC_{0-12h}^{5\text{-hydroxy omeprazole}} / AUC_{0-12h}^{\text{omeprazole}}$) was 2.58 (1.41-4.72) for IMs to PMs and 5.59 (3.06-10.23) for EMs to PMs. The percentage of time with intragastric pH > 4 were significantly higher in PM group than in other groups ($P = 0.001$).

CONCLUSION: These findings indicate the systemic exposure of omeprazole and its pharmacologic effect is increased by CYP2C19 loss of function polymorphism. The result implies that the dose adjustment between different genotype groups in Korean may be necessary to show same efficacy of omeprazole.

LB-018

ALLOMETRIC SCALING IN PEDIATRICS: WHEN DOES THE MAGIC OF 0.75 FADE?

E. A. Calvier¹, E. H. Krekels¹, P. A. Väitalo¹, A. Rostami-Hodjegan², D. Tibboel³, M. Danhof¹, C. A. Knibbe¹; ¹Division of pharmacology, Leiden Academic Centre for Drug Research, Leiden University, Leiden, Netherlands, ²Manchester Pharmacy School, University of Manchester, Manchester, United Kingdom, ³Intensive Care and Department of Pediatric Surgery, Erasmus University Medical Center - Sophia Children's Hospital, Rotterdam, Netherlands.

BACKGROUND: Allometric scaling (AS) is frequently used to scale size-related changes in plasma clearance (CL_p) from adults to children, using bodyweight normalized to an adult value and raised to the power of 0.75. A systematic assessment of its general applicability is however lacking and therefore undertaken in this study for drugs cleared through hepatic metabolism or glomerular filtration (GF).

METHODS: A physiologically-based pharmacokinetic (PBPK) simulation workflow was developed in R. In one scenario, only size related changes in liver weight, hepatic blood flow and GF were included in simulations of adult and pediatric 'true' CL_p. Based on these 'true' CL_p, an allometric exponent was estimated. In a second scenario, maturation in intrinsic clearance (CL_{int}) with values ranging between 0.02% and 200% of the adult value, maturation in plasma protein concentration and in hematocrit were also included in the simulations. In both scenarios, the prediction error (PE) of AS-based pediatric CL_p predictions compared to the 'true' PBPK-based CL_p was assessed for a total of 6310 different hypothetical drugs (final results Oct 2015).

RESULTS: In the first scenario, PEs were close to 0% for children older than 5 years while for younger children, the PE increased with decreasing age, reaching up to 253% in neonates. The estimated allometric exponent ranged from 0.45 to 1.17, increased with decreasing age, and varied with drug properties. In the second scenario, AS led to systematic accurate CL_p predictions above 5 years of age both for GF cleared drugs and for hepatically cleared drugs with CL_{int} around maturity.

CONCLUSION: Using PBPK principles, AS was found to lead to biased CL_p predictions in children younger than 5 years, where the PE is sensitive to the allometric exponent. This applies even to scenarios where only size-related changes apply.

POSTERS, POSTER WALKS, LATE-BREAKING AND ENCORE ABSTRACTS

LB-019

INFLAMMATION AND ORGAN FAILURE AFFECT MIDAZOLAM CLEARANCE IN CRITICALLY ILL CHILDREN.

J. M. Brussee¹, N. J. Vet², M. de Hoog², M. G. Mooij², C. W. Verlaet³, I. S. Jerchel², R. H. van Schaik², B. C. Koch², D. Tibboel², C. A. Knibbe¹, S. N. de Wildt²; ¹Division of Pharmacology, Leiden Academic Centre for Drug Research (LACDR), Universiteit Leiden, Leiden, Netherlands, ²Erasmus MC - Sophia Children's Hospital, Rotterdam, Netherlands, ³Intensive Care, Radboud University Nijmegen Medical Center, Nijmegen, Netherlands.

BACKGROUND: Studies suggest that inflammation and critical illness may alter the pharmacokinetics of midazolam. However, the magnitude of this impact is unknown. Our aim is to study the effect of inflammation and organ failure on midazolam clearance in critically ill children, using population pharmacokinetic modeling.

METHODS: A total of 83 critically ill children (median age 5 months (range 1 day-17 years), n=523 samples) receiving intravenous midazolam for continuous sedation during mechanical ventilation were included. Cytokines (IL-6, TNF- α) and C-reactive protein (CRP) were used as markers for inflammation. Organ dysfunction scores (PELOD, PRISM II, PIM2), as well as number of failing organs were markers for severity of organ failure. A population pharmacokinetic model for midazolam was recently (October 2015) developed using NONMEM 7.3. Body weight, age, inflammatory markers and severity of organ failure were considered as potential covariates.

RESULTS: In a two-compartmental PK model, body weight was found as most significant covariate for clearance and volume of distribution. Moreover, both CRP and organ failure were significantly associated with clearance ($p < 0.01$), explaining both inter-individual and inter-occasional variability. With increasing CRP concentrations from 10 to 300 mg/L, clearance decreased with 65% and with an increasing number of organ failures from 1 to 3 clearance decreased with 35%.

CONCLUSION: Midazolam clearance is significantly reduced by inflammation and organ failure in critically ill children. Both CRP concentration and organ failure should be considered when dosing midazolam and potentially other CYP3A substrates in critically ill children.

LB-020

A BIG DATA APPROACH IDENTIFIES NICLOSAMIDE ETHANOLAMINE AS A POTENTIAL THERAPEUTIC FOR HEPATOCELLULAR CARCINOMA.

B. Chen¹, W. Wei², L. Ma², M. Chua², A. Butte¹, S. So²; ¹UCSF, San Francisco, CA, ²Stanford University, Stanford, CA.

BACKGROUND: The pilot projects in molecularly characterizing cancer patient samples, cancer cell lines, and cellular drug responses have led to the generation of multi-layer big databases such as The Cancer Genome Atlas (TCGA), the Cancer Cell Line Encyclopedia (CCLE), and the Library of Integrated Network-Based Cellular Signatures (LINCS). Effectively translating these data points into actionable therapeutics becomes an exciting opportunity in cancer drug discovery. We leveraged these data to identify drug candidates for Hepatocellular carcinoma (HCC), one common deadly cancer.

METHODS: We first downloaded RNA-Seq profiles of 200 HCC tumors and 50 adjacent non-tumors from TCGA and identified HCC tumors that can be appropriately modeled by HCC cell lines using CCLE data. We created one HCC gene expression signature by comparing tumors and non-tumors, and validated it using 1624 patient samples from five independent studies. We identified drug candidates that can reverse the HCC disease gene expression from LINCS and Connectivity Map.

POSTERS, POSTER WALKS, LATE-BREAKING AND ENCORE ABSTRACTS

RESULTS: We identified niclosamide as the top candidate for HCC and demonstrated that niclosamide and niclosamide ethanolamine (NEN, a water soluble niclosamide salt) are equally effective at inhibiting the proliferation of HCC cells *in vitro* (IC50s ranging from 0.51 to 1.77 μ M). NEN decreased the growth of three PDX models after oral administration (1,5000 ppm in food) for 4-6 weeks ($P < 0.05$). Expression profiling demonstrated that niclosamide and NEN induced similar gene expression changes in HepG2 cells and in PDX models, and that both compounds significantly reversed HCC gene expression *in vitro* and *in vivo* ($P < 1E-4$).

CONCLUSION: We successfully used a big data approach to identify niclosamide and its salt NEN as potential therapeutics for the treatment of HCC.

LB-021

PHARMACOGENOMIC VARIATION IN A LONG NON-CODING RNA AFFECTS AROMATASE INHIBITOR EFFICACY IN EARLY BREAST CANCER.

F. Xie¹, J. N. Ingle², M. J. Ellis³, P. E. Goss⁴, L. E. Shepherd⁵, J. Chapman⁵, B. E. Chen⁵, M. Kubo⁶, Y. Furukawa⁶, V. Stearns⁷, K. I. Pritchard⁸, P. Barman⁹, E. E. Carlson⁹, M. P. Goetz², R. M. Weinshilboum¹, K. R. Kalari⁹, L. Wang¹; ¹Division of Clinical Pharmacology, Department of Molecular Pharmacology and Experimental Therapeutics, Mayo Clinic, Rochester, MN, ²Division of Medical Oncology, Mayo Clinic, Rochester, MN, ³Baylor Breast Center, Houston, TX, ⁴Massachusetts General Hospital Cancer Center, Harvard University, Boston, MA, ⁵NCIC Clinical Trials Group, Kingston, ON, Canada, ⁶RIKEN Center for Integrative Medical Science, Tokyo, JAPAN, ⁷Johns Hopkins School of Medicine, Baltimore, MD, ⁸Sunnybrook Odette Regional Cancer Centre, University of Toronto, Toronto, ON, Canada, ⁹Division of Biomedical Statistics and Informatics, Department of Health Sciences Research, Mayo Clinic, Rochester, MN.

BACKGROUND: Aromatase inhibitors (AIs) are used for adjuvant endocrine therapy of early breast cancer in postmenopausal women. We used a GWAS to identify germline variants associated with breast cancer recurrence in women treated with anastrozole or exemestane in the MA.27 trial.

METHODS: The GWAS used breast cancer free interval as a phenotype, followed by functional genomic studies using ChIP, cell proliferation, colony formation and Western blot assays with breast cancer cell lines.

RESULTS: 4,665 patients, 254 having recurrence, were included in the GWAS. SNPs with the lowest p-values ($6.0E-07$) were located on chromosome 8 in or near FLJ39080, which encodes a long non-coding RNA (lncRNA). FLJ39080 is expressed in many estrogen receptor positive (ER+) breast cancer cell lines and its expression is correlated with ER expression in TCGA breast cancer data. Two SNPs (rs4476990 and rs3802201) were in or near estrogen response elements. Functional genomic studies in lymphoblastoid cell lines showed that FLJ39080 expression was induced by estradiol and by AIs in a SNP-dependent fashion. Variant SNPs displayed increased binding to ER by ChIP assay. Knockdown (KD) of FLJ39080 in ER+ breast cancer cell lines decreased ER at both mRNA and protein levels. FLJ39080 regulation of FOXO3, an ER transcription factor, and regulation of ER proteasome-mediated degradation were identified as possible mechanisms for these effects on the ER. KD of FLJ39080 also reduced cell proliferation and colony formation, while overexpression increased both.

CONCLUSION: We have identified SNPs associated with risk for ER+ breast cancer recurrence in women treated with AIs. These SNPs were associated with the expression of a lncRNA that regulated ER levels as a possible mechanism for altering response to AI therapy.

POSTERS, POSTER WALKS, LATE-BREAKING AND ENCORE ABSTRACTS

LB-022

THE P-GLYCOPROTEIN PROBE FEXOFENADINE DOES NOT PREDICT TACROLIMUS DISPOSITION IN RENAL RECIPIENTS.

T. Vanhove¹, P. Annaert², D. R. Kuypers¹; ¹University Hospitals Leuven, Leuven, Belgium, ²University of Leuven, Leuven, Belgium.

BACKGROUND: Disposition of tacrolimus (Tac) can be accurately predicted in renal recipients by a combination of *CYP3A5* genotype, *in vivo* *CYP3A4* activity assessed by apparent oral midazolam clearance (MDZ Cl/F) and hematocrit. Because Tac is a dual substrate for *CYP3A* and P-glycoprotein (P-gp, ABCB1), we explored whether quantifying P-gp activity using the probe drug fexofenadine (FEX) could further refine prediction of tacrolimus disposition.

METHODS: A cohort of 70 renal recipients > 1 year after transplantation underwent simultaneous 8-hour pharmacokinetic profiles for Tac, MDZ and FEX (LC-MS quantifications completed 10/2015; analysis 11/01/2015). Patients were genotyped for 32 polymorphisms in genes relevant to Tac or FEX disposition including *CYP3A5*, *CYP3A4*, *ABCB1*, *POR*, *COMT*, *FMO*, *PPARA*, *APOA5*, *MRP2*, *SIM1*, *GAN*, *OATP2B1*, *-1B1* and *-1B3*.

RESULTS: FEX Cl/F0-24 did not correlate with Tac Cl/F0-24 (correlation coefficient 0.057, $p=0.642$). In *CYP3A5* non-expressers ($n=54$), independent predictors of Tac Cl/F0-24 were MDZ Cl/F0-inf, hematocrit and the *NR1I2 8055C>T* polymorphism (semipartial R^2 0.368, 0.153 and 0.063, respectively; $p<0.01$ for all), which together explained 58.4% of interpatient variability in Tac Cl/F0-24. In *CYP3A5* expressers ($n=16$), no predictors of Tac Cl/F0-24 were identified. FEX Cl/F0-24 was not predicted by any genetic polymorphism.

CONCLUSION: The probe drug FEX did not predict tacrolimus disposition in renal recipients, which could be related to intrinsic limitations of the probe's specificity for P-gp and/or lack of a significant effect of variability in P-gp activity on interindividual differences in tacrolimus disposition. In renal recipients, none of the previously described genetic polymorphisms affecting FEX disposition could be confirmed.

LB-023

UNCOVERING DRUG INTERACTIONS VIA DATA SCIENCE: CEFTRIAXONE AND LANSOPRAZOLE ARE ASSOCIATED WITH ACQUIRED LONG QT SYNDROME.

N. P. Tatonetti, K. J. Sampson, R. Kass, T. Lorberbaum, J. Chang, R. Woosley; Columbia University, New York, NY.

BACKGROUND: Torsades de Pointes is a dangerous ventricular tachycardia that occurs as an adverse effect of over 40 medications that prolong the QT interval. Especially concerning is the potential for unexpected QT prolonging drug interactions (QT-DDIs). Despite FDA requirements, QT-DDIs can go undiscovered for years. Large clinical databases, such as electronic health records, represent an opportunity to rapidly detect QT-DDIs and save lives. Analyses of these data are complicated by biases and confounding effects.

METHODS: We used integrative statistical analysis to mine 4 million adverse event reports and 300,000 patient medical records for potential QT-DDIs. We used laboratory patch-clamp experiments of cells stably expressing hERG channels to validate our top prediction.

POSTERS, POSTER WALKS, LATE-BREAKING AND ENCORE ABSTRACTS

RESULTS: After multiplicity correction and confounder analysis we identified 26 unexpected interactions. The strongest signal was between ceftriaxone and lansoprazole. Patients on this combination have QTc intervals 15ms longer than patients on either drug alone and are 1.5X more likely to have a dangerously prolonged QTc. In the lab, we found no significant hERG block for either drug alone. However, in combination these drugs caused a dose-dependent hERG block of up to 58% ($p < 0.001$).

CONCLUSION: Co-medication with ceftriaxone and lansoprazole is associated with acquired LQTS in clinical records, and corroborated by experiments. We discovered this interaction through data mining of millions of patient health records and validated using laboratory experiments. Our study represents the first step toward a rapid and comprehensive evaluation strategy of QT-DDIs.

LB-024

INVESTIGATING THE IMPACT OF THE CYP2C19 ULTRARAPID METABOLIZER PHENOTYPE ON VORICONAZOLE EXPOSURE IN PATIENTS WITH INVASIVE FUNGAL INFECTIONS.

I. S. Hamadeh, K. P. Klinker, S. J. Borgert, A. M. Richards, W. Li, M. Ramos, N. Mangal, J. W. Hiemenz, S. Schmidt, C. A. Peloquin, L. H. Cavallari, J. A. Johnson; University of Florida, Gainesville, FL.

BACKGROUND: Voriconazole is a first line agent for treatment of invasive fungal infections (IFIs). Approximately 40% of patients fail to achieve therapeutic trough concentrations (2-5.5mg/L) with standard weight-based dosing, placing them at increased risk for treatment failure that can be life threatening. We sought to test association between CYP2C19 ultrarapid metabolizer (UM) phenotype (defined by CYP2C19 genotype) and subtherapeutic voriconazole plasma concentrations (Cp).

METHODS: Adult patients receiving weight-based voriconazole for treatment of IFIs were genotyped for CYP2C19*2, *3, and *17 polymorphisms. Steady state trough Cp, measured on days 5-7, and prevalence of subtherapeutic trough Cp (< 2 mg/L) were compared between patients with the *1/*17 or *17/*17 genotype (UMs) versus other genotypes. Logistic regression, adjusting for proton pump inhibitor use and age, was performed to estimate odds of subtherapeutic Cp. Analysis was performed after September 3, 2015 when the study reached its target accrual.

RESULTS: A total of 62 patients were included (mean age: 53 ± 16 years, 35% UMs). Mean steady state trough Cp was significantly lower in UMs vs other CYP2C19 phenotypes (2.86 ± 2.03 vs. 4.07 ± 2.03 , $p = 0.04$). UMs had a higher prevalence of subtherapeutic trough Cp (50% vs. 18.9%, $p = 0.02$) and increased odds of subtherapeutic Cp on regression analysis (OR: 3.8, 95%:1.15-12.52, $p = 0.02$) compared to patients with other CYP2C19 phenotypes.

CONCLUSION: Our findings indicate that CYP2C19 UMs are more likely to have a subtherapeutic concentration with weight-based voriconazole dosing. These results corroborate previous findings in younger patients, and support the potential clinical utility of CYP2C19 genotype-guided voriconazole therapy to avoid subtherapeutic dosing in UMs.

POSTERS, POSTER WALKS, LATE-BREAKING AND ENCORE ABSTRACTS

LB-025

PHARMACOKINETICS AND RENAL CLEARANCE OF BETA-HYDROXY-BETA-METHYLBUTYRATE IN HEALTHY ADULTS.

M. W. Linakis, S. F. Cook, J. E. Rower, D. E. Rollins, C. M. Sherwin, D. G. Wilkins; University of Utah, Salt Lake City, UT.

BACKGROUND: β -hydroxy- β -methylbutyrate (HMB) is produced endogenously at low levels via metabolism from leucine. HMB supplementation has shown utility in treatment of AIDS and cancer cachexia, but little is known about its pharmacokinetics (PK). The purpose of this study was to describe the PK profile of HMB.

METHODS: The entirety of this PK dataset (plasma/urine concentrations) was obtained and analyzed on 11/11/15 after IRB and administrative approval had been granted. Eight healthy adult subjects received a 1g oral dose of HMB in the form of calcium-HMB capsules. Plasma was collected prior to HMB administration to establish a baseline HMB concentration, and at multiple times up to 6 h post-dose. All urine voided from 0-4 h was also analyzed. Non-compartmental analysis of plasma and urine concentrations (determined by gas chromatography/mass spectrometry) was performed using Phoenix WinNonlin v. 6.3.

RESULTS: Baseline HMB plasma concentrations were less than the lower limit of quantification in all subjects. Mean \pm SD AUC_{0-Last} was 118.1 ± 36.6 h*mg/L with $t_{1/2}$ of 2.6 ± 0.8 h and T_{max} of 1.9 ± 0.4 h. There was a non-significant tendency toward a longer $t_{1/2}$ in men (mean 3.1 h, n = 5) than in women (1.9 h, n = 3; p = 0.06, t-test). Mean renal clearance was 1.1 ± 0.7 L/h compared to an overall apparent clearance of 7.6 ± 4.7 L/h.

CONCLUSIONS: Half-life and T_{max} values were similar to those previously described in literature. This is the first study to describe average renal clearance of HMB. Relatively high variability of several PK parameters was shown. Future research will focus on compartmental modeling of available data and elucidation of covariate effects on HMB PK that may help explain this variability.

LB-026

RAPID SUBLINGUAL ABSORPTION OF CYCLOBENZAPRINE (CBP) WITH BASIFYING AGENTS: PROSPECT FOR BEDTIME TREATMENT OF FIBROMYALGIA SYNDROME (FM).

B. Daugherty¹, L. Gershell¹, N. Ceppi Monti², V. Panzeri², R. Marelli², E. Magnocavallo², G. Reiner², S. Lederman¹; ¹Tonix Pharmaceuticals, Inc., New York, NY, ²APR Applied Pharma Research s.a., Balerna, Switzerland.

BACKGROUND: Cyclobenzaprine (CBP) exposure during sleep improves daytime fibromyalgia (FM) symptoms and sleep quality. CBP absorption into plasma is delayed after ingesting immediate release (IR) tablets. To speed absorption, TNX-102 SL, a sublingual (SL) formulation of CBP was developed for transmucosal absorption.

METHODS: Plasma CBP was measured in healthy subjects (n=24) after a single tablet of TNX-102 SL 2.8 mg or CBP IR 5 mg, and PK parameters were calculated.

POSTERS, POSTER WALKS, LATE-BREAKING AND ENCORE ABSTRACTS

RESULTS: TNX-102 SL is a eutectic CBP formulation containing a basifying agent that disintegrates in saliva and rapidly dissolves. For TNX-102 SL 2.8 mg v. ingested CBP IR 5 mg, plasma CBP levels were: at 10 min 338 pg/ml v. below limit of detection (BLD); at 20 min 739 pg/mL v. BLD; at 30 min 988 pg/mL v. BLD; at 45 min 1209 v. 280 pg/mL ($p=0.001$); at 60 min 1545 v. 913 pg/mL ($p=0.062$); and at 120 min 2296 v. 1737 pg/mL ($p=0.043$). For TNX-102 SL 2.8 mg v. CBP IR 5 mg tablets, the mean exposure was 338% ($p=0.009$) higher at 1h, and 83% ($p=0.034$) higher at 2h. TNX-102 SL 2.8 mg had $C_{max} = 3.4$ ng/mL and $AUC_{0-8} = 79$ ng hr/mL while CBP IR 5 mg had $C_{max} = 4.3$ ng/mL and $AUC_{0-8} = 92$ ng hr/mL showing more efficient dose-adjusted absorption for TNX-102 SL. The plasma levels of norcyclobenzaprine, the major metabolite of CBP, were lower with TNX-102 SL consistent with bypassing first pass hepatic metabolism. TNX-102 SL was well tolerated and side effects were similar to those of oral CBP although some subjects experienced numbness in the mouth that was transient and self-limited.

CONCLUSION: TNX-102 SL delivers CBP rapidly across the SL mucosal membrane into plasma and provides significantly increased plasma CBP levels during the first 1-2 hr. TNX-102 SL appears well suited for its development as a potential bedtime medication for FM in a long-term treatment regimen.

LB-027

POPULATION MODELING AND SIMULATION OF RPH-203 EFFECTS IN THE CONTEXT OF PREVENTION OF SKELETAL-RELATED EVENTS IN PATIENTS WITH BONE METASTASES.

E. Metelkin¹, T. Petukhova¹, O. Demin¹, S. Archuadze², G. Konopleva², D. Koloda², M. Samsonov²; ¹Institute for Systems Biology (Moscow), Moscow, Russian Federation, ²CJSC R-Pharm, Moscow, Russian Federation.

BACKGROUND: Bone metastases are common complications of tumors. RANK/RANKL pathway promotes osteoclastogenesis and growth of bone metastases. RPH-203 (CJSC R-Pharm), a novel RANKL inhibitor, is a recombinant fusion protein for the treatment of solid tumor related bone lesions. The objective of this study was to develop population PKPD model of RPH-203 and to simulate treatment effect of RPH-203 in patients with breast cancer related bone metastases compared to denosumab.

METHODS: Healthy volunteers' data from phase I study were used. RPH-203 was given as single subcutaneous injection at 0 (buffer), 10, 30, 40, 60 mg doses. RPH-203 plasma concentrations and levels of bone resorption markers (uNTX, sCTX, etc.) were measured during clinical trial. Preclinical data of RPH-203 - RANKL binding affinity were used to develop the drug effect model. Population data were analyzed using NONMEM 7.3. Model-based simulations were done to assess RPH-203 treatment effect.

RESULTS: RPH-203 pharmacokinetics was characterized by two-compartment model with firstorder elimination. uNTX and sCTX time courses were described using sigmoid I_{max} model of effect. Under the model, suppression of biomarkers by RPH-203 treatment was statistically significant ($P < 0.05$). Based on simulations, RPH-203 40 mg weekly dosing provided stronger RANKL inhibition than denosumab and RPH-203 at 30 mg dose resulted in RANKL inhibition similar to that by denosumab. After 12 weeks of RPH-203 treatment at 40 mg and 30 mg doses (or denosumab) free RANKL level was reduced about 10000 times and 2000–5000 times, respectively. Suppression of uNTX was similar for all treatment regimens.

CONCLUSION: RPH-203 is an advanced drug for the treatment of bone metastases. Predicted effectiveness of RPH-203 is similar or exceeds that of denosumab.

POSTERS, POSTER WALKS, LATE-BREAKING AND ENCORE ABSTRACTS

LB-028

A DRUG-DRUG INTERACTION STUDY OF IBRUTINIB WITH MODERATE/ STRONG CYP3A INHIBITORS IN PATIENTS WITH B-CELL MALIGNANCY.

J. de Jong¹, P. Hellemsans², T. Masterson³, D. Skee⁴, G. Manikhas⁵, A. Myasnikov⁶, D. Osmanov⁷, R. Córdoba⁸, C. Panizo⁹, L. De Zwart², J. Snoeys², V. Chauhan⁴, J. Jiao⁴, D. Ouellet³, J. Sukbunthorn¹⁰; ¹Janssen Research & Development, San Diego, CA, ²Janssen Research & Development, Beerse, Belgium, ³Janssen Research & Development, Spring House, PA, ⁴Janssen Research & Development, Raritan, NJ, ⁵St. Petersburg City Oncology Hospital, St-Petersburg, Russian Federation, ⁶Baranov Republican Hospital, Petrozavodsk, Russian Federation, ⁷N. N. Blokhin Russian Academy of Medical Sciences, Moscow, Russian Federation, ⁸University Hospital Fundacion Jimenez Diaz, Health Research Institute IIS-FJD, Madrid, Spain, ⁹University Clinic of Navarra, Pamplona, Spain, ¹⁰Pharmacyclics LLC, Sunnyvale, CA.

BACKGROUND: Ibrutinib (IBR), metabolized predominantly during first-pass by CYP3A, displays strong interaction when coadministered with CYP3A perpetrators. However, CYP3A inhibitor data in uncontrolled Phase 2 studies suggested lower drug-drug interaction (DDI) magnitude than studies in healthy participants and in silico simulations. A dedicated DDI study in patients with B-cell malignancies was designed to understand the clinical implication of interaction and confirm recommended dose adjustments.

METHODS: Patients (n= 26 planned) received 560 mg IBR QD from days 1-4 (to steady-state) and 14-18. On days 5-13 and 19-27, dose was reduced to 140 mg, first combined with moderate inhibitor erythromycin (ERY, 500 mg TID-days 5-11), then with moderate/strong inhibitor voriconazole (VOR, 200 mg BID-days 19-25; 60 min before IBR). IBR intake was to occur 30 min prior to breakfast. On days 4 (IBR alone), 11 (IBR+ERY) and 25 (IBR+VOR), PK samples were taken pre- and up to 24h postdose. Early stopping was allowed if DDI at interim (6/6 or 10/12 patients) exceeded 6-fold.

RESULTS: Patients (n=13) were enrolled at 5 clinical sites since 21 May 2015. Geometric mean ratios (GMR; 90% CI) on dose-normalized C_{max} and AUC, respectively, were 4.7 (2.8-7.9) and 4.2 (2.3-7.7) for ERY (n=13), and 6.9 (4.2-11.4) and 6.3 (4.0-10.1) for VOR (n=12). PBPK model-predicted GMRs were 5.5 and 7.1 [ERY]; 6.3 and 7.6 [VOR]. Coadministration of IBR with ERY/VOR (1 week) was well-tolerated and consistent with IBR safety profile at therapeutic doses. As stopping rule was not met, enrollment is ongoing.

CONCLUSION: Preliminary PK data indicate that IBR 140 mg when combined with a moderate CYP3A inhibitor achieves exposures in line with those after 560 mg given alone and support recommended dose reduction to 140 mg/day in IBR label.

LB-029

CLINICAL PHARMACOKINETICS, PHARMACODYNAMICS, SAFETY AND TOLERABILITY OF MLN3126, A HIGHLY SELECTIVE ORALLY BIOAVAILABLE, CCR9 ANTAGONIST.

A. Agyemang¹, S. Roepcke², G. Smithson³, M. Chen³, M. Helmick³; ¹Takeda Development Centre, London, United Kingdom, ²Takeda Pharmaceuticals International AG, Zurich, Switzerland, ³Takeda Development Center, Deerfield, IL.

BACKGROUND: MLN3126 is an oral, small molecule, highly selective chemokine C-C motif receptor 9 (CCR9) antagonist with the potential for the treatment of inflammatory and immunological diseases.

POSTERS, POSTER WALKS, LATE-BREAKING AND ENCORE ABSTRACTS

METHODS: The single rising dose study randomized 39 healthy male and female subjects who received single doses of MLN3126 or placebo up to 2000 mg. The multiple dose study randomized 23 healthy male and female non-Japanese and Japanese subjects who received single doses (100 mg and 300 mg) of MLN3126 or placebo for 7 days. Safety/tolerability, PK (plasma concentrations) and PD (CCR9 binding assay) were assessed throughout the dosing period.

RESULTS: MLN3126 was well absorbed with a median T_{max} of approximately 4 hours following both single and multiple dose regimens. $AUC_{(0-t)}$ and C_{max} increased in a less than dose proportional manner. Mean elimination $t_{1/2}$ was between approximately 12 and 14 hours. Mean accumulation ratios were less than 1 suggesting no relevant accumulation. Following once daily dosing for 7 days, systemic exposure (AUC) between the first and the last day of dosing was reduced by approximately 1.7-fold suggesting a degree of autoinduction. Single oral dose administration of MLN3126 with a high-fat breakfast delayed MLN3126 absorption by approximately 3 hours, increased systemic exposure by approximately 3-fold and decreased mean $t_{1/2}$ by 1 hour. Single dose treatment with MLN3126 resulted in a dose- and concentration-dependent reduction in the percentage of specific CCL25+ memory T cells and specific CCL25 binding by memory T cells. Once daily administration of MLN3126 for up to 7 days was well tolerated.

CONCLUSION: MLN3126 is a specific CCR9 antagonist that has been shown to be safe and well tolerated at the doses studied and reaches concentrations indicative of effective PD activity.

LB-030

HISTONE DEACETYLASE INHIBITORS ATTENUATE NEOINTIMAL HYPERPLASIA IN ANASTOMOTIC SITES OF ARTERIOVENOUS FISTULAS FOR HEMODIALYSIS.

J. Chiu, T. Yang; National Health Research Institutes, Taipei, Taiwan.

BACKGROUND: Chronic kidney disease is a major health problem in the world. End-stage renal disease (ESRD) patients receive hemodialysis, with the creation of arteriovenous fistula (AVF), which remains significant problems, such as thrombosis and stenosis. The relationship between hemodynamic forces and AVF failure remains unclear. Moreover, the therapeutic strategies for AVF stenosis and thrombosis remain to be determined.

METHODS: *In vitro* cell culture studies on effects of blood flows on molecular signaling to *in vivo* investigations on rats with AVF and clinical specimens from patients with AVF were performed.

RESULTS: Disturbed flow with high and oscillatory shear stress (HOSS, $\sim 30 \pm 100$ dynes/cm²) is generated in the anastomotic site of AVF in patients and rat AVF models. Venous endothelial cells (ECs) in regions of anastomosis show higher expression of class I histone deacetylases (HDAC-1/2/3) and lower expression of thrombomodulin (TM) in both patients and rat AVF models. HOSS induces association of HDAC-3 with krüppel-like factor 2 (KLF2) to deacetylate KLF2 and down-regulate TM in ECs. Intraperitoneal administration of valproic acid (VPA), which is a specific inhibitor of class I HDACs, into AVF rats inhibits the increased formation of stenosis and intimal hyperplasia at anastomotic sites.

CONCLUSION: Disturbed flow with HOSS induces HDAC-3 to contribute to AVF intimal hyperplasia and failure. HDAC inhibitor attenuates neointimal hyperplasia of AVF in rats. Such information may help to generate new approaches for therapeutic interventions against AVF failure in patients.

POSTERS, POSTER WALKS, LATE-BREAKING AND ENCORE ABSTRACTS

LB-031

META-ANALYSIS OF *ABCG2* (BCRP) VARIANTS IN MULTIPLE COHORTS REVEALS AN ASSOCIATION BETWEEN THE MISSENSE VARIANT, Q141K, AND ALLOPURINOL RESPONSE.

D. Brackman¹, C. Wen¹, E. Jorgenson², S. Yee¹, W. Wei³, C. Shaffer³, C. Ingram³, J. Denny³, E. Chen¹, K. Cheung¹, D. Roden³, C. Schaefer², N. Risch¹, K. Giacomini¹; ¹University of California San Francisco, San Francisco, CA, ²Kaiser Permanente Northern California, Oakland, CA, ³Vanderbilt University, Nashville, TN.

BACKGROUND: Allopurinol (ALLO) is the first-line treatment for chronic gout, a debilitating disease caused by high levels of serum uric acid (SUA). Response to ALLO is highly variable, and many patients never achieve normal SUA levels. We previously published a GWAS identifying genetic variants in *ABCG2* that encodes Breast Cancer Resistance Protein (BCRP) as potential modifiers of ALLO pharmacodynamics. Using three separate, multi-ethnic cohorts, we aimed to expand our findings of BCRP's role in ALLO response.

METHODS: A retrospective study was performed using EMR data from Kaiser Permanente, BioVU at Vanderbilt and Marshfield. Data from 2,969 subjects, 2,332 of European descent, were collected for analysis. Subjects were all prescribed ALLO and had SUA readings both before and during treatment. Raw data for the BioVU and Marshfield cohorts was received on August 25, 2015, but quality control procedures were not completed until September 14. Linear regression models were used to determine the effects of 15 genetic variants in *ABCG2* on change in SUA in each cohort and combined via meta-analysis.

RESULTS: We found the BCRP Q141K variant (rs2231142) was associated with a reduced effect of ALLO on SUA ($0.32 + 0.05$ mg/dL), with a final p-value of 5.2×10^{-9} in our European subjects using both a fixed and random effects model. One variant in the noncoding region of *ABCG2*, rs10011796, also associated with ALLO response at genomewide level significance ($p = 9.3 \times 10^{-9}$).

CONCLUSION: Variants in *ABCG2* are associated with poor response to ALLO in a large meta-analysis of data from 2,332 individuals of European ancestry. Further studies are ongoing to determine the validity of these findings in other ethnic groups. Risk models of ALLO response should aid clinicians in more precise selection of anti-gout medications.

LB-032

LOGISTIC MODELING OF CORD BLOOD MAGNESIUM LEVEL AND CEREBRAL PALSY INCIDENCE IN CHILDREN WITH MATERNAL MAGNESIUM SULFATE DOSING.

X. Liu¹, A. Balch¹, C. L. Dixon², M. Costantine², C. M. Sherwin¹; ¹University of Utah, Salt Lake City, UT, ²University of Texas Medical Branch, Galveston, TX.

BACKGROUND: There is a paucity of data regarding the appropriate dosing of magnesium sulfate for fetal neuroprotection in women at risk of immediate delivery prior to 32 weeks gestation. Our goal is to associate cord blood magnesium levels at time of birth with cerebral palsy (CP) and neonatal death.

METHODS: This is a secondary analysis of a randomized controlled trial conducted by the Maternal-Fetal Medicine Units Network. The original trial randomized women at imminent risk of delivery between 24 and 32 weeks to receive magnesium sulfate or placebo. The study's primary outcome was a composite of either moderate to severe CP or death. Secondary outcomes were moderate to severe CP and neonatal death. We used logistic regression modeling to evaluate the relation between concentration of magnesium in cord blood and study outcomes.

POSTERS, POSTER WALKS, LATE-BREAKING AND ENCORE ABSTRACTS

RESULTS: 732 women were included in this analysis. The mean magnesium concentration in the cord blood was 2.98 mg/dL. We did not find an association between cord blood magnesium concentrations and the primary outcome of moderate to severe CP or death, or any of the secondary outcomes. The odds ratio fold change (95% confidence interval) of primary outcome, moderate to severe CP and neonatal death was 0.99 (0.69 - 1.43), 0.88 (0.38 - 2.03) and 1.03 (0.69 - 1.54) respectively with the increase of one unit of magnesium level in cord blood.

CONCLUSION: Cord blood magnesium concentrations were not associated with moderate to severe CP or death. Further research should involve pharmacodynamic modeling to evaluate the relationship between magnesium doses, cord blood levels and child outcomes.

LB-033

POPULATION PHARMACOKINETIC MODELING OF MORPHINE AND METABOLITES IN 3-18 YEAR-OLD CHILDREN FOLLOWING SURGERY.

X. Liu¹, M. W. Lieh-Lai², R. E. Kauffman³, R. M. Ward¹, C. M. Sherwin¹; ¹University of Utah, Salt Lake City, UT, ²Wayne State University of Michigan, Detroit, MI, ³University of Missouri, Kansas City, MO.

BACKGROUND: Morphine is the most widely used medication for postoperative pain management in pediatric intensive care unit. The dosing guide of morphine in children has been traditionally extrapolated from adults, assuming slower elimination and higher sensitivity in children. Evidence from various studies have challenged the validity of this assumption, especially in 3-18 year-old children. This study aims to assess the pharmacokinetics (PK) and pharmacodynamics (PD) of morphine and metabolites (morphine-3-glucuronid, M3G and morphine-6-glucuronid, M6G) in 3-18 year-old children following surgery using advanced pharmacometric approaches.

METHODS: Children of age 3-18 years old receiving intravenous morphine infusion immediately after surgery at Detroit Children's Hospital were included in this study. Blood samples were drawn before, and 0.25 to 12 hours after the dosing and analyzed for the concentrations of morphine and its metabolites. The population PK model was developed using NONMEM 7.3.

RESULTS: A total of 36 patients were included with average (range) age of 10.2 years (3.5 - 18.9 years) and weight of 37.9 kg (10.9 - 117.6 kg). Morphine and metabolites PK was simultaneously described by a three-compartment metabolite model with a combined additive and proportional error model. All PK parameters (clearance and volume of distribution of morphine, M3G and M6G) were estimated with high confidence.

CONCLUSION: Morphine and metabolites PK in 3-18 year-old children after surgery was best described by a three-compartment metabolite model. Future studies will evaluate the significance of potential covariates in the PK model and develop a PD model to describe the pain degree measurements.

LB-034

EFFECT OF GREEN TEA ON THE PHARMACOKINETICS OF ROSUVASTATIN.

T. Kim¹, H. Y. Kwak¹, S. Kim², J. Jeon², M. Kim²; ¹Konkuk University Medical Center, Seoul, Korea, Republic of Korea, ²Chonbuk National University Hospital, Jeonju, Korea, Republic of Korea.

BACKGROUND: Rosuvastatin is an HMG-CoA reductase inhibitor used for the treatment of hypercholesterolemia. The aim of this study was to investigate effect of green tea on the pharmacokinetics of rosuvastatin in healthy volunteers.

POSTERS, POSTER WALKS, LATE-BREAKING AND ENCORE ABSTRACTS

METHODS: An open-label, 2-period, fixed-sequence study was conducted in healthy volunteers. Subjects were administered 20 mg of rosuvastatin alone. After 4 day-washout period, subject received 20 mg of rosuvastatin combined with epigallocatechin gallate (EGCG) 300 mg which is the extract of green tea. Blood samples for the pharmacokinetic assessments were collected at predose and at 0.5, 1, 2, 4, 6 and 8 hours after dosing. Pharmacokinetic parameters were obtained by noncompartmental analysis. The comparisons of Pharmacokinetic parameters between rosuvastatin alone and rosuvastatin plus EGCG were performed by mixed effect model.

RESULTS: A total of 13 healthy volunteers aged 20 to 33 were participated in this study. The plasma concentration reached a peak at 2-4 hours after the administration of rosuvastatin alone and at 1-4 hours after the coadministration of rosuvastatin and EGCG. The geometric mean ratios (Rosuvastatin+EGCG/Rosuvastatin) for rosuvastatin area under the plasma concentration-time curve (AUC) and C_{max} were 0.81 (90% confidence interval, 0.71-0.92), and 0.85 (0.73-1.00), respectively.

CONCLUSION: After the coadministration of the green tea extract, EGCG, the systemic exposure of rosuvastatin was decreased in healthy volunteers.

LB-035

EXPLORATORY POPULATION PK ANALYSIS OF DUPILUMAB, A FULLY HUMAN MONOCLONAL ANTIBODY AGAINST INTERLEUKIN RECEPTOR IL-4R .

P. Kovalenko, T. Dicioccio, J. Davis, R. Soltys; Regeneron Pharmaceuticals, Inc., Tarrytown, NY.

BACKGROUND: An exploratory population pharmacokinetic (PK) model for functional dupilumab was developed. The model was used to predict concentrations of functional dupilumab in future human studies, support regulatory responses, better understand PK profile of competitor drugs, and develop population pharmacodynamic model.

METHODS: The first human model was based on allometric scaling and was developed to predict PK profile in the first-in-human study. Data were integrated from two populations: healthy volunteers (HV) and patients with atopic dermatitis (AD). The final exploratory model included data for 509 subjects and 7829 dupilumab plasma concentrations from seven Phase 1 and Phase 2 studies. The data were analyzed using sequentially implemented SAEM and importance sampling.

RESULTS: The best structural model was a two-compartment model with parallel linear and Michaelis-Menten elimination from central compartment. Model based on single-dose first-in-human data and the later models based on integrated data predicted the subsequent single- and multiple-dose studies with high accuracy. The population PK estimate of elimination rate was 0.0460 day^{-1} , central-to-peripheral rate was 0.0910 day^{-1} , peripheral-to-central rate was 0.166 day^{-1} , SC bioavailability was 59.4%, maximal target-mediated elimination rate was 1.04 mg/L/day , and Michaelis-Menten constant was 0.01 mg/L . Body weight was a significant covariate of the central volume. When controlling for weight, no meaningful or statistically significant gender effect was observed. No meaningful or statistically significant differences between HV and patients with AD were identified.

CONCLUSION: The population PK model adequately described dupilumab PK in HV and patients with AD for IV and SC routes of administration.

POSTERS, POSTER WALKS, LATE-BREAKING AND ENCORE ABSTRACTS

LB-036

DOSE-FINDING STUDY OF THE MONOCLONAL ANTIBODY COCKTAIL ZMAPP™ AGAINST ZAIRE EBOLA VIRUS INFECTION IN A RHESUS MACAQUE MODEL.

J. Froude¹, A. Herbert², S. Zak², R. Ortiz², W. Pratt², S. Stonier², J. Brannan², L. Prugar², A. Kuehne², L. Zeitlin³, J. Dye²; ¹Walter Reed Army Institute of Research, Silver Spring, MD, ²United States Army Medical Research Institute of Infectious Disease, Fort Detrick, MD, ³Mapp Biopharmaceutical, Inc., San Diego, CA.

BACKGROUND: The monoclonal antibody cocktail ZMapp™ (13C6, 2G4 and 4G7) has been previously evaluated in non-human primate models and is currently being assessed in Phase I and II clinical trials in Africa. The current ZMapp™ treatment regimen for Ebola virus infected non-human primates or human patients, is administration in three doses at 50 mg/kg every third day, initiating on Day 5 for NHPs under experimental studies or within 24-hrs of clinical enrollment for human cases.

METHODS: In this paper an initial dose-finding study was performed to assess the efficacy of a reduced dose frequency or dose quantity compared to the level of protection offered with the previous three dose regimen. Experimental groups were compared to the established three dose regimen of 50 mg/kg; either a single dose or two-dose regimen initiating on day 5, or a triple dose regimen at a reduced dose of 25 mg/kg on day 5, 8 and 11.

RESULTS: Each experimental group exhibited protection above controls; however, the two dose treatment cohort at 50 mg/kg had comparable survival to the group receiving the three dose regimen and was able to maintain equivalent anti-GP titers. An analysis of the antibody titers showed a dose response increase following treatments provided on days 5, 8, and 11 and was roughly equal between all groups after day 17, suggesting an adaptive immune response was generated.

CONCLUSION: These results indicate that ZMapp™ is able to provide equivalent protection and anti-GP titers utilizing a two dose treatment regimen and continued development should be pursued for clinical use utilizing this dosage evidence.

LB-037

TYPE 2 DIABETES MODULATES CYP450 METABOLIC ACTIVITIES; AN IMPORTANT VARIABILITY FACTOR IN DRUG RESPONSE.

S. Gravel¹, A. Grangeon¹, F. Gaudette¹, J. Chiasson², S. Dallaire¹, H. Langelier¹, J. Turgeon¹, V. Michaud³; ¹CRCHUM, Montreal, QC, Canada, ²CHUM, Montreal, QC, Canada, ³Université de Montréal, Montreal, QC, Canada.

BACKGROUND: Type 2 diabetes (T2D) patients show highly variable responses to different drugs; some T2D patients appear resistant to certain drugs while being more sensitive to other drugs. Therefore, we hypothesized that T2D and related inflammatory processes may alter CYP450 expression and activities involved in drug disposition.

POSTERS, POSTER WALKS, LATE-BREAKING AND ENCORE ABSTRACTS

METHODS: CYP450 activities were assessed in T2D patients and healthy subjects after one oral administration of a cocktail of CYP450 probe drugs consisting of 100mg caffeine (CAF; 1A2), 100mg bupropion (BUP; 2B6), 250mg tolbutamide (TOL; 2C9), 20mg omeprazole (OME; 2C19), 30mg dextromethorphan (DM; 2D6) and 2mg midazolam (MDZ; 3A4/5). Participants were ≥ 18 years old, $BMI \leq 35$ and did not receive CYP450 inhibitor or inducer drugs. Mann-Whitney test analysis was performed to compare plasma metabolic ratios (MR) of AUC_{0-8h} drug/metabolite(s) between T2D vs non-T2D groups. At this time (09/2015), 38 subjects are recruited and preliminary analysis performed on 20 subjects (11/2015).

RESULTS: Plasma MR were obtained from 11 patients with T2D (mean A1C 6.9%) and 9 healthy subjects. Mean MR [95% CI] for CYP3As, and 2C19 activities were increased in T2D group: 3.9 [2.5, 5.3] vs 1.7 [1.4, 2.0] for MDZ and 7.1 [3.7, 10.5] vs 2.1 [1.2, 3.0] for OME ($p < 0.005$). A decrease in TOL MR was observed in T2D vs non-T2D groups: 16.8 [13.6, 20.0] vs 28.7 [21.6, 35.8] ($p < 0.002$). No significant difference was observed for CYP2B6 or 2D6 activities.

CONCLUSIONS: Our preliminary analyses indicate that T2D affects CYP activities in an isoform specific manner. Our results show that decreased metabolic activity of CYP3As and 2C19 may lead to unintentional overdosing in T2D patients treated with substrates of these isoforms or lack of efficacy for certain pro-drugs such as clopidogrel.

CIHR #299309
NTC02291666

LB-038

QUANTIFYING THE PHARMACOKINETICS OF AN OXIME ACETYLCHOLINESTERASE REACTIVATOR USING ACCELERATOR MASS SPECTROMETRY IN GUINEA PIGS.

M. A. Malfatti, H. A. Enright, E. A. Kuhn, F. C. Lightstone, C. A. Valdez; Lawrence Livermore National Laboratory, Livermore, CA.

BACKGROUND: Organophosphorus (OP) nerve agents represent some of the most toxic substances known to mankind. The current standard of care for exposure has changed very little in the past decades, and relies on a combination of atropine to block receptor activity and oxime-type acetylcholinesterase (AChE) reactivators to reverse OP binding to AChE. Although these oximes are capable of eliminating the effects of nerve agents, their overall efficacy is reduced by their limited capacity to cross the blood-brain barrier (BBB). A new oxime developed by Radic et al. (*J. Biol. Chem.*, 287, 2012) has shown promise for enhanced capabilities for crossing the BBB.

METHODS: To fully assess the potential of this compound as an effective treatment for OP poisoning, a comprehensive assessment of its pharmacokinetics (PK) and biodistribution is needed. We have used the ultra-sensitive technique of accelerator mass spectrometry to quantify the PK profile and tissue distribution, as well as, the brain/plasma ratio of the oxime in guinea pigs.

RESULTS: PK analysis revealed a rapid distribution of oxime with a plasma $T_{1/2}$ of ~ 1.3 hr. Over a 20-fold dose range (10-200 mg/kg) the AUC_{0-inf} and the C_{max} had a 28 and 31-fold increase, respectively. The kidney and liver had the highest concentration of oxime with the brain having the least. The brain to plasma ratio ranged from 0.096 at the 10 mg/kg dose to 0.43 at the 200 mg/kg dose indicating dose dependent differences in brain and plasma clearance rates.

POSTERS, POSTER WALKS, LATE-BREAKING AND ENCORE ABSTRACTS

CONCLUSIONS: These results indicate that the PK profile of this oxime reactivator is conducive for further development as a potential treatment or OP poisoning.

This work was performed under the auspices of the U.S. DOE by LLNL under Contract DE-AC52-07NA27344 and supported by DTRA (CBS-03-2-004) and NIH/NIGMS (2P41GM103483-16).

LB-039

TRANSPORTER INDUCED PROTEIN BINDING SHIFT (TIPBS): IMPACT ON OATP1B1/1B3 MEDIATED DRUG TRANSPORT AND DRUG-DRUG INTERACTIONS.

X. Zhang, J. Baik, M. Jahic, W. Jiang, Y. Huang; Optivia Biotechnology Inc., Menlo Park, CA.

BACKGROUND: We recently proposed a Transporter-Induced Protein Binding Shift (TIPBS) hypothesis to describe the effects of serum proteins on transporter-mediated drug transport. This work substantiates our previous findings and theory by demonstrating drug-dependent discrepancies between predicted and measured OATP1B1/1B3 mediated transport and inhibition in human serum.

METHODS: OATP1B1 and OATP1B3 mediated substrate transport and inhibitor IC50s were measured in protein-free HBSS and human serum, using CHO cells stably expressing the transporters. Serum unbound fraction (fu) was used to calculate substrate transport or inhibitor IC50s in serum from the constants measured in HBSS. The predicted values were contrasted to that measured from assays conducted in human serum.

RESULTS: The fu adjustment method generally under-estimated substrate uptake and inhibitor potency in serum. For examples, actual OATP1B1 mediated uptake of 5uM atorvastatin in serum (fu=2%) is 5.8x higher than that of HBSS with the same unbound drug; rifampicin (fu=10%) OATP1B1 IC50 in serum was 1.6uM, which is 6x lower than the predicted value. Our data on various substrates and inhibitors with different fu indicated that the extent of underestimation were drug AND transporter dependent, possibly due to difference in drug binding affinities to serum proteins and transporters as predicted by our TIPBS models.

CONCLUSION: Our work suggests that drug transport and inhibition in serum may not be described by the simple unbound drug model, raising the question on whether/when is appropriate to use the conventional fu adjustment method for predicting in vivo drug clearance and DDIs.

LB-040

AN INVESTIGATION INTO KETAMINE AND NORKETAMINE STABILITY IN WHOLE BLOOD AT ROOM TEMPERATURE.

B. D. Tran¹, J. Sima², G. S. Moorthy², J. Healy¹, W. K. Kraft¹, A. F. Zuppa²; ¹Department of Pharmacology and Experimental Therapeutics, Jefferson Medical College, Philadelphia, PA, ²Center for Clinical Pharmacology, The Children's Hospital of Philadelphia, Philadelphia, PA.

POSTERS, POSTER WALKS, LATE-BREAKING AND ENCORE ABSTRACTS

BACKGROUND: Critically ill extracorporeal membrane oxygenation (ECMO) patients may receive ketamine for sedation/analgesia. An ongoing pharmacokinetic (PK) study seeks to describe the PK of ketamine and its metabolite norketamine in adult ECMO patients. The conduct of PK studies in critically ill populations is hindered by the immediate need to process samples obtained in a busy intensive care setting, as resources are limited. The ability to store unprocessed samples at room temperature for an extended time period would overcome this barrier, and make PK studies in critically ill patients more feasible. Demonstration of ketamine and norketamine stability in unprocessed blood samples at room temperature would allow for this approach.

METHODS: Blank blood samples were spiked with ketamine and norketamine at 20, 60, 800, and 4000 ng/mL. Samples were left at room temperature, and aliquots were taken at times 0, 24, 48, and 72 hours. The samples were extracted and analyzed using a validated high-performance liquid chromatography tandem mass spectrometry assay.

RESULTS: Benchtop stability in blood was demonstrated up to 72 hours without chemical degradation for ketamine and norketamine. At all-time points, the coefficient of variation was <15%, indicating high precision, and accuracies were within 85 to 115% for all blood samples.

CONCLUSION: Due to the stability of ketamine in whole blood at room temperature for up to 72 hours, PK studies of ketamine in the clinical setting do not require immediate processing of blood. The lack of access to immediate processing and freezing should not serve as a barrier to performing pharmacology studies in this setting.

LB-041

VARIANTS ASSOCIATED WITH HIGH GRADE BEVACIZUMAB-INDUCED HYPERTENSION IDENTIFIED BY EXOME SEQUENCING: CALGB 80405 (ALLIANCE).

M. Li¹, F. Mulkey², C. Jiang², B. H. O'Neil³, D. Niedzwiecki², P. N. Friedman⁴, H. S. Hochster⁵, H. Lenz⁶, J. Atkins⁷, A. P. Venook¹, K. Owzar², D. L. Kroetz¹; ¹University of California, San Francisco, San Francisco, CA, ²Alliance Statistics and Data Center, Durham, NC, ³Indiana University Simon Cancer Center, Indianapolis, IN, ⁴The University of Chicago, Chicago, IL, ⁵Yale University, New Haven, CT, ⁶University of Southern California, Los Angeles, CA, ⁷Southeast Clinical Oncology Research Consortium, Winston Salem, NC.

BACKGROUND: Development of high-grade hypertension (HTN) is a dose-limiting toxicity in 5-18% of patients treated with bevacizumab (bev). Previous clinical studies implicated several common VEGF pathway and HTN-susceptibility variants in this adverse reaction. Additional genetic risk of bev-induced HTN remains to be discovered.

METHODS: Whole-exome sequencing was performed at a mean coverage of 65X on 62 Caucasian bev-treated patients from CALGB 80405 (Alliance); 19 cases developed Grade 3-4 HTN within the first 3 cycles and 43 controls had no reported HTN in the first year of treatment. Variant calling of sequencing data was completed on Sep 23, 2015, followed by quality control analyses, variant annotation and filtering, and association testing.

RESULTS: A total of 327,184 variants, including 103,762 of MAF<0.01, were identified. A candidate gene analysis (92,886 variants in 174 genes) identified two associated variants ($P = 1.7 \times 10^{-4}$, 7.5×10^{-4}) in a transcriptionally active region upstream of *HSP90AB1*, which encodes a regulatory protein of VEGF-induced nitric oxide synthesis. Preliminary results of a gene-based analysis show enrichment of MAF<0.01 variants in endothelin-1 signaling and blood pressure regulation genes. An exome-wide exploratory analysis focusing on the most deleterious variants identified a weakly associated missense variant in *GTPBP4*, which has been implicated in renal function.

POSTERS, POSTER WALKS, LATE-BREAKING AND ENCORE ABSTRACTS

CONCLUSION: These findings will be extended to an analysis of all grade HTN in the full CALGB 80405 cohort and replicated in additional Alliance studies. Our results may inform the understanding of the pathogenesis of bev-induced HTN and how genetic variability influences the risk of developing this toxicity.

Support: U10CA180821; Alliance Foundation, GM61390, GM61393

LB-042

IN VIVO OPTIMIZATION OF A TIME SEQUENCE COMBINATION CHEMOTHERAPY OF PACLITAXEL WITH TRASTUZUMAB IN HER2-POSITIVE BREAST CANCER.

M. Le Merdy, S. Ait-Oudhia; University of Florida, Orlando, FL.

BACKGROUND: HER₂-positive (HER₂+) breast cancer (BC) is more fast-growing and aggressive than other types of BC. Trastuzumab (TZM) is a humanized monoclonal antibody directed against HER₂ receptor. It is clinically used for BC in combination with paclitaxel (PAC) in a 24 h sequence treatment during the first week of therapy followed by a simultaneous administration during the subsequent weeks. There is no scientific rationale for such therapeutic regimen. We propose to optimize the sequential combination of PAC+TZM to enhance their anti-tumoral activity and hence HER₂+ BC patients' outcome.

METHODS: Six therapeutic regimens were investigated on BALB/c nude mice xenografted with BT474 cells, a human BC cell line that overexpresses HER₂ receptor, including single agents PAC and TZM at 10 and 3mg/kg, a tumor priming regimen (TPR) with PAC given 24 h prior to TZM, a reverse-TPR with TZM given 24 h prior to PAC, a concurrent regimen, and a vehicle as a control. The anti-tumoral activity was monitored over time for all regimens through the measurement of tumor volumes as well as animals survival.

RESULTS: *In vivo* studies revealed that animals in the TPR was superior to all the other therapeutic schemes and showed: 1) a greater tumor volume shrinkage response, 2) a longer time to regrowth: 100 days versus 40 days for the reverse-TPR, and 3) a longer survival time: 80% versus 20% in the reverse-TPR after 4 months from the start of the study.

CONCLUSION: The *in vivo* anti-tumor results for TPR regimen are promising. A quantitative systems pharmacology model linking our *in vitro* and *in vivo* data is in progress. The model will be translated to human in order to optimize the dosing regimen for the association (PAC+TZM) in HER2+ BC and improve patients' outcome.

LB-043

IVIG USE AMONG CHILDREN IN FREESTANDING CHILDREN'S HOSPITALS IN THE UNITED STATES.

E. Y. Enioutina¹, A. H. Balch¹, J. Wilkes², J. Olsen¹, E. Thorell¹, A. T. Pavia¹, C. M. Sherwin¹;

¹University of Utah, Salt Lake City, UT, ²Intermountain Health, Salt Lake City, UT.

BACKGROUND: Intravenous immunoglobulin (IVIG) is primarily indicated as a replacement therapy for patients with primary immune deficiency (PID). However, IVIG is also prescribed for a variety of on- and off-label indications, only some of which are supported by clinical trials. IVIG is actively prescribed to children.

POSTERS, POSTER WALKS, LATE-BREAKING AND ENCORE ABSTRACTS

METHODS: This retrospective study analyzed IVIG use in children's hospitals between Jan 1, 2007 and Dec 31, 2014. We queried the Pediatric Hospital Information System database for all inpatients age <18 discharged with a pharmacy charge for IVIG. The primary diagnosis ICD9 codes were used to determine the indications for IVIG use. Statistical analysis was performed in SAS™ version 9.4.

RESULTS: We identified 66,135 admissions with IVIG administrations. The number of overall IVIG admissions rose 19.1% (8.6% per 10,000 admissions) from 2007 to 2014. IVIG use in grams/hospital/year increased from 1,741 in 2007 to 2,892 in 2014. One third of IVIG prescriptions were made to a group with on-label non-PIP conditions, which included Kawasaki disease (18.3%), idiopathic thrombocytopenic purpura (10.0%). Children with PID were 1.4% of all IVIG treated patients, infections - 13.7%, malignancies - 9.1%, neonatal conditions - 5.4%. A steady increase in IVIG use was observed for most conditions during 2007-2014. There was a drop (12.6%) in the use of IVIG for prophylaxis of infections in neonates and treatment of neonatal autoimmune diseases. IVIG use for treatment of neonatal confirmed infections decreased ~45% during 2010-2011, then recovered to 2007 levels.

CONCLUSIONS: The use of IVIG increased significantly from 2007 to 2014, for both on-label and off-label conditions. Improved stewardship could help restrict use to indications supported by adequate evidence.

ENCORE POSTER SESSION

WEDNESDAY, MARCH 9, 2016

4:30 PM – 6:30 PM

SAPPHIRE BALLROOM

E-037

GLUCOCORTICOID RECEPTOR ANTAGONISM DECREASES ALCOHOL SEEKING IN ALCOHOL-DEPENDENT SUBJECTS.

M. H. Skinner, D. Estey, B. Mason; The Scripps Research Institute, La Jolla, CA.

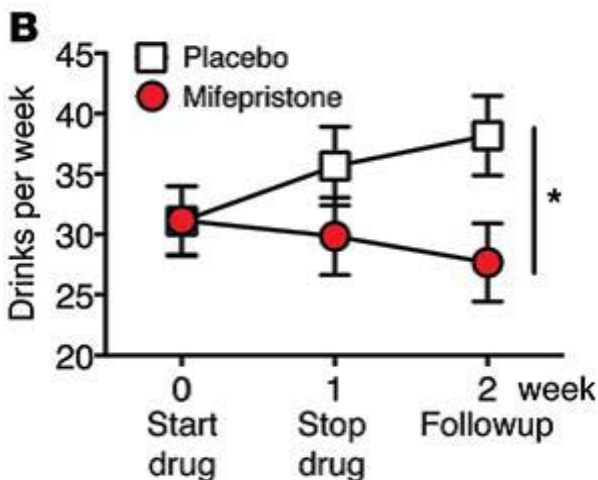
BACKGROUND: Alcoholism is characterized by overuse, craving and compulsive alcohol seeking. Alterations in brain glucocorticoid receptor (GR) expression accompany compulsive alcohol intake in rats, which is reduced by administering mifepristone, a GR antagonist. We examined the hypothesis that mifepristone would decrease craving in response to *in vivo* alcohol exposure, and reduce alcohol intake under actual life conditions in alcohol-dependent human subjects.

METHODS: Subjects (N = 56) were randomly treated with mifepristone 600 mg orally, or placebo for 7 days and were required to be abstinent the last 3 days. Alcohol craving was assessed at the end of treatment. Self-reported drinking was collected during and 7 days after treatment. Data were analyzed using Mixed Effects Models. Significance level was

- $P < 0.05$.

RESULTS: Mifepristone treatment was associated with a significantly greater reduction in alcohol-cued craving relative to placebo (sum of 4 VAS craving items, $P = 0.0003$) as well as a reduction in number of drinks per week during and post-treatment ($P < 0.05$, figure*). Mifepristone was well tolerated.

CONCLUSION: These results support further exploration of GR antagonism via mifepristone as a therapeutic strategy for treatment of alcoholism.



POSTERS, POSTER WALKS, LATE-BREAKING AND ENCORE ABSTRACTS

E-038

PHYSIOLOGICALLY BASED AND POPULATION PK MODELING IN OPTIMIZING DRUG DEVELOPMENT: A PREDICT-LEARN-CONFIRM ANALYSIS.

A. Suri¹, S. Chapel², C. Lu¹, K. Venkatakrisnan¹; ¹Millennium Pharmaceuticals Inc., Cambridge, MA, USA, a wholly owned subsidiary of Takeda Pharmaceutical Company Limited, Cambridge, MA, ²Ann Arbor Pharmacometrics Group, Ann Arbor, MO.

BACKGROUND: Physiologically based pharmacokinetic (PBPK) modeling and classical population pharmacokinetic (PK) model-based simulations are increasingly used to answer various drug development questions. In this study, we propose a methodology to optimize the development of drugs, primarily cleared by the kidney, using model-based approaches to determine the need for a dedicated renal impairment (RI) study.

METHODS: The impact of RI on drug exposure is simulated via PBPK modeling and confirmed using classical population PK modeling of phase 2/3 data. This methodology was successfully evaluated and applied to an investigational agent, orteronel (nonsteroidal, reversible, selective 17,20-lyase inhibitor). A phase 1 RI study confirmed the accuracy of model-based predictions.

RESULTS: Orteronel is predominantly cleared through renal excretion based on a human radioactive carbon (¹⁴C) mass balance study (78% recovered in urine). The prospective PBPK predictions of increases in orteronel exposure in subjects with RI were close to actual observed clinical values: 52% predicted vs. 38% observed in moderate RI; and 83% predicted vs. 87% observed in severe RI. Consistently, classical population PK modeling of data from patients with mCRPC also predicted an increase in orteronel plasma concentrations with increasing severity of RI (by approximately 20%, 50%, and 100% compared with controls at 400 mg BID in patients with mild, moderate, and severe RI, respectively).

CONCLUSION: Hence, for drugs eliminated primarily via renal clearance, this modeling approach can enable inclusion of patients with RI in phase 3 trials at appropriate doses, which may be an alternative to a dedicated RI study, or suggest that only a reduced-size study in severe RI may be sufficient.

E-039

NOVEL MODEL-BASED DOSING GUIDELINES FOR GENTAMICIN AND TOBRAMYCIN IN PRETERM AND TERM NEONATES.

P. A. Valitalo¹, J. N. van der Anker², K. Allegaert³, R. F. de Cock¹, M. de Hoog⁴, S. H. Simons⁴, J. W. Mouton⁴, C. A. Knibbe⁵; ¹Leiden University, Leiden, Netherlands, ²Children's National Medical Center, Washington, WA, ³KU Leuven, Leuven, Belgium, ⁴Erasmus MC Sophia Children's Hospital, Rotterdam, Netherlands, ⁵St Antonius Hospital, Nieuwegein, Netherlands.

BACKGROUND: In the heterogeneous group of preterm and term neonates, gentamicin and tobramycin are mainly dosed according to empirical guidelines, after which therapeutic drug monitoring and subsequent dose adaptation are applied. In view of the variety of neonatal guidelines available, the purpose of this study was to evaluate target concentration attainment of these guidelines, and to propose a new model-based dosing guideline for these drugs in neonates.

POSTERS, POSTER WALKS, LATE-BREAKING AND ENCORE ABSTRACTS

METHODS: Demographic characteristics of 1854 neonates (birth weight 390-5200 g, post-natal age 0-27 days) were extracted from earlier studies and sampled to obtain a test dataset of 5000 virtual patients. Monte Carlo simulations on the basis of validated models were undertaken to evaluate the attainment of target peak (5-12 mg/L) and trough (<0.5 mg/L) concentrations, and cumulative AUC, with the existing and proposed guidelines.

RESULTS: Across the entire neonatal age and weight range, the Dutch National Formulary for Children, the British National Formulary for Children, Neofax and the Red Book resulted in adequate peak but elevated trough concentrations (63%-90% above target). The proposed dosing guideline (4.5 mg/kg gentamicin or 5.5 mg/kg tobramycin) with a dosing interval based on birth weight and post-natal age leads to adequate peak concentrations with only 33%-38% of the trough concentrations above target, and a constant AUC across weight and post-natal age.

CONCLUSION: The proposed neonatal dosing guideline for gentamicin and tobramycin results in improved attainment of target concentrations and should be prospectively evaluated in clinical studies to evaluate the efficacy and safety of this treatment.

E-040

CYP2C19 METABOLIZER STATUS AND CLOPIDOGREL EFFICACY IN THE SECONDARY PREVENTION OF SMALL SUBCORTICAL STROKES (SPS3) STUDY.

C. W. McDonough¹, L. A. McClure², B. D. Mitchell³, Y. Gong¹, R. B. Horenstein³, J. P. Lewis³, T. S. Field⁴, R. L. Talbert⁵, O. R. Benavente⁴, J. A. Johnson¹, A. R. Shuldiner³; ¹University of Florida, Gainesville, FL, ²Drexel University, Philadelphia, PA, ³University of Maryland School of Medicine, Baltimore, MD, ⁴University of British Columbia, Vancouver, BC, Canada, ⁵University of Texas at Austin, Austin, TX.

BACKGROUND: The role of *CYP2C19* genotype on clopidogrel efficacy has been widely studied, with data suggesting reduced clopidogrel efficacy in loss-of-function variant carriers taking clopidogrel post-percutaneous coronary intervention. However, data are limited regarding the association between *CYP2C19* variants and outcomes in stroke patients. We investigated whether *CYP2C19* metabolizer status affects the risk of recurrent stroke or major bleeding in subcortical stroke patients taking dual antiplatelet therapy (DAPT) with aspirin and clopidogrel.

METHODS: *CYP2C19*2* and *CYP2C19*17* were genotyped in 522 DAPT-treated patients from the SPS3 study. *CYP2C19* metabolizer status was inferred from genotype, and associations with the risk of recurrent stroke and major bleeding were assessed in the overall cohort, and by race group, with logistic regression.

RESULTS: In the overall cohort, there were no differences in outcomes by *CYP2C19* metabolizer status (recurrent stroke OR (95% CI) = 1.81 (0.76-4.30); major bleeding OR (95% CI) = 0.67 (0.22-2.03)). In Caucasian patients (n=191), *CYP2C19* IM/PMs had a higher odds of recurrent stroke (OR (95% CI) = 5.19 (1.08-24.90)) than EM/UM individuals; there were no differences in major bleeding.

CONCLUSION: Significant differences in recurrent stroke by *CYP2C19* metabolizer status were found in Caucasian subcortical stroke patients receiving DAPT, consistent with cardiovascular studies on *CYP2C19* and clopidogrel. However, the bleeding risk that led to early termination of the antiplatelet arm of the SPS3 trial does not appear to be explained by *CYP2C19* genotype. This study was relatively underpowered; therefore these findings should be interpreted with caution and warrant replication. McDonough et al. *J Am Heart Assoc.* 2015 May 27;4(6):e001652.

POSTERS, POSTER WALKS, LATE-BREAKING AND ENCORE ABSTRACTS

E-041

SUBCLINICAL HYPOTHYROIDISM IS A RISK FACTOR FOR STATIN-ASSOCIATED DIABETES MELLITUS.

N. Gronich¹, S. N. Deftereos², I. Lavi¹, A. S. Persidis², D. R. Abernethy³, G. Rennert⁴; ¹Pharmacoepidemiology Unit, Department of Community Medicine and Epidemiology, Carmel Medical Center, Clalit Health Services, Haifa, Israel, ²Biovista Inc., Charlottesville, VA, ³Drug Safety Group, Office of Clinical Pharmacology, US Food and Drug Administration, Silver Spring, MD, ⁴Carmel Medical Center, and Bruce Rappaport Faculty of Medicine, Technion – Israel Institute of Technology and Office of Chief Physician, Clalit Health Services, Haifa, Israel.

BACKGROUND: Statins may lead to the development of de novo diabetes mellitus (DM). Our objective was to identify risk factors for the development of statin-associated DM.

METHODS: Risk factor identification, by high-throughput in-silico processing of large biomedical data using COSS™, was followed by a cohort study in Clalit, the largest healthcare provider in Israel. All highly-compliant, diabetes-free, statin initiators in Clalit were matched with randomly selected cohort of diabetes-free non-statin users, using propensity score matching. Time-dependent Poisson regression multivariable models were used to assess rate ratios (RRs) with 95% CIs for DM occurrence.

RESULTS: The risk of developing DM was 2.57 (95% CI 2.45-2.70) in highly-compliant statin users. COSS™ analysis pointed out subclinical hypothyroidism as a prominent risk factor for statin-associated DM. In an analysis in a selected subpopulation following exclusion of patients with variables carrying high standardized mean difference between groups, that included 14,856 statin nonusers and 5,264 statin users, subclinical hypothyroidism was found to be a significant risk factor for DM within the statin users (RR 1.94 [95% CI 1.13-3.34]) and not within the statin nonusers (RR 1.20 [0.52-2.75]). Hypothyroidism carried an increased risk for new-onset DM in both cohorts. Patients with hypothyroidism treated with thyroid hormone replacement were not at increased risk for new onset DM.

CONCLUSION: Subclinical hypothyroidism is a risk factor for statin-associated DM. Clinicians might consider treating subclinical hypothyroid patients with thyroid hormone replacement therapy prior to starting statin treatment to reduce the risk of developing DM. *Diabetes Care* September 2015;38: 1657-1664

E-042

MOXIFLOXACIN-INDUCED QTC PROLONGATION IN HEALTHY JAPANESE AND CAUCASIAN VOLUNTEERS: A DIRECT COMPARISON OF ETHNIC DIFFERENCES IN A THOROUGH QTC STUDY.

R. Kleiman¹, J. Morganroth¹, Y. Wang²; ¹ERT, Philadelphia, PA, ²US Food and Drug Administration, Silver Spring, MD.

BACKGROUND: This study investigated whether moxifloxacin-induced QTc prolongations in Japanese and Caucasian healthy male volunteers differed significantly.

POSTERS, POSTER WALKS, LATE-BREAKING AND ENCORE ABSTRACTS

METHODS: A two period, randomized, crossover study using ICH-E14-compliant thorough QT study methods compared QTcF placebo-corrected changes from baseline ($\Delta\Delta\text{QTcF}$) and concentration-effect relationships following administration of placebo and 400 mg moxifloxacin in 40 subjects from each ethnic group. The point estimates of $\Delta\Delta\text{QTcF}$ for each population were calculated at a geometric mean C_{max} of moxifloxacin using a linear mixed effects model. The concentration-effect slopes of the two populations were also compared. Equivalence was concluded if the 2-sided 90% confidence interval of the difference in $\Delta\Delta\text{QTcF}$ was contained within -5 ms to +5 ms limits and the ratio of the slopes was between 0.5 and 2. **RESULTS:** There were no statistically significant differences between the two populations studied for moxifloxacin C_{max} (3.27 ± 0.6 vs 2.98 ± 0.7 $\mu\text{g/mL}$), $\Delta\Delta\text{QTcF}$ (9.63 ± 1.15 vs 11.46 ± 1.19 ms at C_{max} of 3.07 $\mu\text{g/mL}$) and concentration-response slopes (2.58 ± 0.62 vs 2.34 ± 0.64 ms/ $\mu\text{g/mL}$). The difference in $\Delta\Delta\text{QTcF}$ of -1.8 (90% CI -4.6, 0.9) and the ratio of the slopes (1.1) were within pre-specified equivalence limits.

CONCLUSION: Moxifloxacin-induced QTc prolongation did not differ significantly between Japanese and Caucasian subjects.

E-043

BENEFITS OF CENTRALIZED ECG ANALYSIS IN CLINICAL ONCOLOGY STUDIES.

R. Kleiman, J. Litwin, J. Morganroth; ERT, Philadelphia, PA.

BACKGROUND: Many clinical trials of investigational oncologic agents utilize electrocardiogram (ECG) machine measurements of QTc for inclusion/exclusion and dosing decisions, though their reliability in this setting has not been established.

METHODS: We compared the digital ECG machine QTc measurements with those obtained by a centralized ECG core lab on more than 270,000 consecutive ECGs collected from 299 clinical oncology trials.

RESULTS: The mean difference between the ECG machine measurements and the central measured QTcF was 1.8 ± 15.7 milliseconds. In addition, 29.7% of ECGs with an ECG machine-measured QTcF ≥ 450 milliseconds had a centrally measured QTcF ≤ 450 milliseconds, 44.6% of ECGs with an ECG machine-measured QTcF ≥ 470 milliseconds had a centrally measured QTcF ≤ 470 milliseconds, and 77.2% of ECGs with an ECG machine-measured QTcF ≥ 500 milliseconds had a centrally measured QTcF ≤ 500 milliseconds. The likelihood of a large discrepancy between the ECG machine and centrally measured value for QTcF increased at both the high and low ends of the range of ECG machine QTcF measurements.

CONCLUSION: While on average ECG machine-measured QTcF values were very similar to the central core lab measurements, there were very significant discrepancies which will have important implications for patient recruitment for clinical oncology trials as well as for patient safety during dosing with new oncologic agents. Reliance on ECG machine QTc measurements during clinical oncology trials may lead to unnecessary exclusion of patients as well as unneeded treatment interruptions.

POSTERS, POSTER WALKS, LATE-BREAKING AND ENCORE ABSTRACTS

E-044

SAFE LONG-TERM SORAFENIB THERAPY IN HEPATOCELLULAR CARCINOMA PATIENTS REQUIRES MONITORING OF SERUM LEVELS OF SORAFENIB AND ITS N-OXIDE: A PILOT STUDY.

M. Shimada¹, H. Okawa², Y. Kondo³, T. Maejima⁴, Y. Kataoka⁴, K. Hisamichi⁴, M. Maekawa⁴, M. Matsuura⁴, Y. Jin⁵, T. Shimosegawa³, N. Mano⁴; ¹Tottori University Hospital, Yonago, Japan, ²Department of Clinical Pharmacy, Graduate School of Pharmaceutical Sciences, Tohoku University, Sendai, Japan, ³Department of Gastroenterology, Graduate School of Medicine, Tohoku University, Sendai, Japan, ⁴Department of Pharmaceutical Sciences, Tohoku University Hospital, Sendai, Japan, ⁵Division of Nursing, Tohoku University Hospital, Sendai, Japan.

BACKGROUND: The oral multi-kinase inhibitor sorafenib is offered before palliative care to patients with advanced hepatocellular carcinoma (HCC). Due to adverse effects, 20% of patients discontinue sorafenib within 1 month. A safety information letter by the Ministry of Health, Labour and Welfare of Japan states that signs of serious adverse effects were observed within 1 week of initial administration in HCC patients. Pharmacokinetic data for sorafenib early in treatment might help prevent adverse effects.

Our aim is to identify pharmacokinetic predictors of sorafenib discontinuation due to adverse effects, and to administer sorafenib longer.

METHODS: Twenty-five patients with hepatocellular carcinoma (HCC) taking sorafenib fell into two groups: patients with dosage reduction or discontinuation versus maintained dosage for 1 month after initial administration (n=8 vs. 17). We evaluated early sorafenib accumulation as the area under the curve for sorafenib and its N-oxide during days 1–7 (AUC_{sorafenib} and AUC_{N-oxide}) and compared these values between groups.

RESULTS: AUC_{N-oxide} and AUC_{N-oxide}/AUC_{sorafenib} (AUC ratio) were significantly higher in the dosage reduction/discontinuation group (P=0.03, P=0.002). Receiver operating characteristics analysis showed that AUC_{N-oxide} and AUC ratio were reliable predictors of adverse effects. Based on cut-offs of 2.0 µg·day/mL for AUC_{N-oxide} and 0.13 for AUC ratio, progression-free survival was significantly longer in patients with AUC_{N-oxide} ≤ 2.0 µg·day/mL (P=0.005, log-rank test).

CONCLUSION: Controlling AUC_{N-oxide} values to ≤ 2.0 µg·day/mL and AUC ratio to ≤ 0.13 may prevent early serious adverse effects with sorafenib and allow for longer therapy duration.

E-045

THE EFFECTS OF A MEAL ON QTc TO DEMONSTRATE ECG ASSAY SENSITIVITY.

J. Taubel¹, G. Ferber², U. Lorch¹, D. Wang³, M. Sust⁴, A. Camm¹; ¹Richmond Pharmacology Ltd, London, United Kingdom, ²Statistik Georg Ferber GmbH, Riehen, Switzerland, ³Liverpool School of Tropical Medicine, Liverpool, United Kingdom, ⁴ESTEVE Research & Development, Barcelona, Spain.

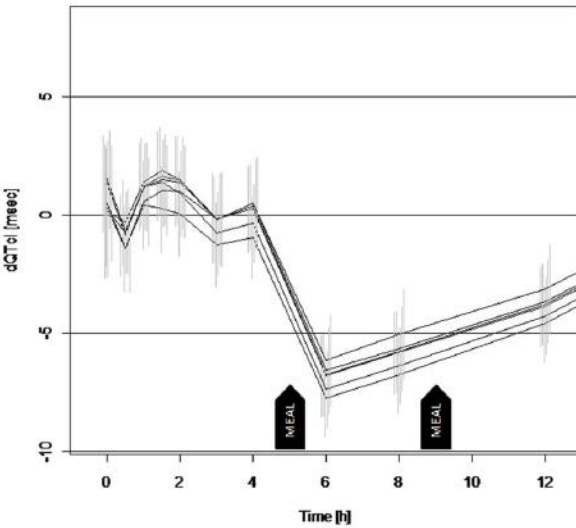
BACKGROUND: iQT studies are not solely designed to assess QTc changes. The small sample size and their ability to show small QTc changes still raises concerns. To reduce the likelihood of false negatives, moxifloxacin been used to confirm assay sensitivity in an iQT study, thus showing a greater variability in the effect when compared with TQT studies. The effect of a standardised meal on QTc has been considered as an alternative method.

POSTERS, POSTER WALKS, LATE-BREAKING AND ENCORE ABSTRACTS

METHODS: A concentration effect analysis was applied to a 4-way crossover Phase I study in order to investigate the effect of escalating single doses of E-52862. Each period consisted of a placebo baseline ECG day and treatment day. Standardised meals were served and ECGs were recorded.

RESULTS: All slopes were negative for E-52862. The sensitivity was confirmed by a shortening of QTcF of 8.1 ms (90%CI 10.4, 5.9) 1 h and 7.2 ms (90%CI 9.4, 5.0) 3 h after food intake.

CONCLUSION: This study shows that E-52862 has no QTc prolonging effects. The food effects on QTc confirmed assay sensitivity and reproducibility of the method. Similarly to moxifloxacin, an iQT setting also increased variability in the effect indicating that the robustness of the 2 methods is comparable.





FELLOW SUCCESS THINKING
EDUCATION GROWTH CAREER
KNOWLEDGE CAPABILITIES
DEVELOPMENT SKILLS

ASCPT'S CAREER CENTER

- Reaches over 2,000 experts dedicated to clinical pharmacology and therapeutics and translational medicine monthly.
- Half-price posting options for ASCPT members.
- Postings are cross-referenced on ASCPT social media platforms.
- Résumé bank for hiring managers.
- Personalized job alerts for job seekers.

CONNECT
WITH US



#ASCPTjobs

Visit WWW.ASCPT.ORG/CAREERCENTER to post your job or your résumé today!

JOURNALS

ACKNOWLEDGMENTS

AWARD NOMINATIONS TASK FORCE AND SCIENTIFIC AWARDS SELECTION TASK FORCE

ASCPT WOULD LIKE TO RECOGNIZE THE SCIENTIFIC AWARDS NOMINATIONS TASK FORCE FOR SECURING NOMINATIONS FOR THE 2016 SCIENTIFIC AWARDS.

Virginia (Ginny) Schmith, PhD, FCP

Chair

Michael J. Avram, PhD

Julio Duarte, PharmD, PhD

Alan Hollister, MD, PhD

Nancy A. Lass, MD

Lawrence J. Lesko, PhD

Jing Liu, PhD

Min Soo Park, MD, PhD

Lei Zhang, PhD

ASCPT WOULD LIKE TO ACKNOWLEDGE THE SCIENTIFIC AWARDS SELECTION TASK FORCE FOR SELECTING THE 2016 SCIENTIFIC AWARD RECIPIENTS FROM A ROBUST AND HIGHLY COMPETITIVE ROSTER OF EXCEPTIONAL NOMINEES.

Deanna L. Kroetz, PhD

Chair

Darrell R. Abernethy, MD, PhD

Richard F. Bergstrom, PhD

M. Eileen Dolan, PhD

William E. Evans, PharmD

Mary Jayne Kennedy, PharmD

Teddy Kosoglou, PharmD

Richard L. Lalonde, PharmD

Vijay A. Ramchandani, PhD



Mary V. Relling, PharmD

Donald R. Stanski, MD

Maurice G. Emery, PharmD, PhD

ASCPT JOURNAL FAMILY

ASCPT is proud to offer three journals that span clinical pharmacology, pharmacometrics and systems pharmacology, and translational science. *Clinical Pharmacology & Therapeutics*, *CPT: Pharmacometrics & Systems Pharmacology*, and *Clinical and Translational Science* publish cutting-edge scientific research that keeps you abreast of the latest in the fields.



JOURNALS

CLINICAL PHARMACOLOGY & THERAPEUTICS **EDITORIAL TEAM**



Scott A. Waldman,
MD, PhD, FCP,
Editor-in-Chief



Andre Terzic,
MD, PhD, FAHA,
Deputy-Editor-in-Chief



Arthur J. Atkinson, Jr., MD,
Associate Editor Emeritus



Ingolf Cascorbi, MD, PhD



Raymond J. Hohl,
MD, PhD



Peter K. Honig, MD, MPH



Shiew-Mei Huang, PhD



Shinya Ito, MD, FRCPC



Jeannine McCune,
PharmD



Mary Paine, RPh, PhD



Micheline Piquette-Miller,
PhD



Brian Smith, PhD



Alex Sparreboom, PhD



Rachel Tyndale, PhD



John Vincent, MD, PhD



Sander Vinks, PharmD, PhD

CPT: PHARMACOMETRICS & SYSTEMS PHARMACOLOGY
EDITORIAL TEAM



Piet H. van der Graaf,
PhD, PharmD,
Editor-in-Chief



Lena Friberg, PhD,
Deputy-Editor-in-Chief



Stephen Duffull, PhD



Douglas Lauffenburger,
PhD



Lang Li, PhD



Donald Mager,
PharmD, PhD



France Mentré, MD, PhD



Amin Rostami-Hodjegan,
PharmD, PhD



Vikram P. Sinha,
PhD



Paolo Vicini, PhD

JOURNALS

CLINICAL AND TRANSLATIONAL SCIENCE EDITORIAL TEAM



John A. Wagner, MD, PhD,
Editor-in-Chief



Deanna L. Kroetz, PhD
Deputy-Editor-in-Chief



Mark J. Dresser, PhD



Nina Isoherranen, PhD



Michael Pacanowski,
PharmD



Sarah M. Robertson,
PharmD



Valentina Shakhnovich, MD



Naoto Uemura, MD, PhD

SPEAKER INDEX

A

Shruti Agrawal, PhD	70
Stephen P. Americ, PhD	68

B

Edward Dennis Bashaw, PharmD.	49, 67
Indranil Bhattacharya, PhD	67
Raafat Bishai, MD.	62
Terrence Blaschke, MD	76
Anne Brochot, Eng, MSc	61
Christina Bucci-Rechtweg, MD	66
Esteban Burchard, MD, MPH	52
Gilbert J. Burckart, PharmD	50, 62, 75

C

John P. Clancy, MD.	61
Jack Cook, PhD	58
Maged Costantine, MD	66

D

Oscar Della Pasqua, MD, PhD	61
Sameer Doshi, MS	74

E

William E. Evans, PharmD	51
------------------------------------	----

F

William D. Figg, PharmD	50
Mark Forman, MD, PhD	68
Michael Fossler, PharmD, PhD.	19, 76

G

Marc Gastonguay, PhD.	74
Robert Georgantas, PhD.	60
Oliver Ghobrial, PhD	69
Kathleen M. Giacomini, PhD.	32, 50, 54, 61, 72
Joga Gobburu, PhD, FCP, MBA	71
David Gordon, PhD.	75
Dionna Green, MD	49, 61
Joseph Grillo, PharmD	58
Manish Gupta, PhD	74, 92

SPEAKER INDEX

H

Joseph T. Hanlon, PharmD, MS	37, 42, 53
Julie Harris, PhD	68
Dan Hartman, MD	17, 58
Tycho Heimbach, PhD	66
Craig W. Hendrix, MD	49, 76
Kathleen M. Hillgren, PhD	50, 72
Peter K. Honig, MD, MPH	37, 42, 53
Shiew-Mei Huang, PhD	24, 32, 37, 40, 42, 53, 72, 178

J

Graham Johnson, PhD	48
Julie A. Johnson, PharmD	40, 51, 61

K

Sanjay Kaul, MD, MPH, FACC, FAHA	71
Myong Jin Kim, PharmD	19, 50
Teri E. Klein, PhD	51, 61
Joan Korth-Bradley, PharmD, PhD	32, 66, 67
Ronald M. Krauss, MD	51
Sriram Krishnaswami, PhD	32, 71
Kevin Krudys, PhD	66, 75
John Kurland, PhD	70

L

Lawrence J. Lesko, PhD, FCP	50, 58
Bill Lindstaedt, MS	50
Rochelle M. Long, PhD	51
James Lu, PhD	69
Bert L. Lum, PharmD	50

M

Mary Peace McRae, PharmD, PhD	51
Mehul Mehta, PhD	66
Bernd Meibohm, PhD, FCP	59
John Mendelson, MD	71
Dale Miles, PhD	64
Jeffrey N. Miner, PhD	71
Shingen Misaka, PhD	52

N

Naomi Nagai, PhD	52
------------------	----

SPEAKER INDEX

P

Thomas Paul, PhD	60
Minoli A. Perera, PharmD, PhD	70
Jonathan Pevsner, PhD	60
Elizabeth J. Phillips, MD	51
Micheline Piquette-Miller, PhD	69
William Potter, MD, PhD	68

R

Atiqur Rahman, PhD	70
Anuradha Ramamoorthy, PhD	49, 50
Tariq Rana, PhD	75
Mary Relling, PharmD	51
Allan E. Rettie, PhD	51
Dan Roden, MD	17, 61
Lorin Roskos, PhD	59

S

Brian Schmidt, PhD	69
Sarah Schrieber, PharmD	74
Alice T. Shaw, MD, PhD	17, 67
Catherine M. T. Sherwin, BSc(Hons), PhD	49, 50, 66, 72
Jae-Gook Shin, MD, PhD	52
Alan R. Shuldiner, MD	52
Patricia W. Slattum, PharmD, PhD	42, 50, 53
Lorna Speid, PhD	62
Stephen Spielberg, MD, PhD	72
Aubrey Stoch, MD	49, 63
Brian L. Strom, MD, MPH	37, 67
Jesse J. Swen, PharmD, PhD	30, 52
David Swinney, PhD	67

T

William Tamborlane, MD	75
Jian-Ping Tang, PhD	75
Elizabeth Thomas, PhD	60
Kenneth E. Thummel, PhD	59

V

Ariane van der Straten, PhD, MPH	76
Ron H.N. van Schaik, PhD	52

SPEAKER INDEX

W

Scott A. Waldman, MD, PhD	37, 40, 42, 53, 69
Yaning Wang, PhD	19, 30, 59, 71, 75
Bing Wang, PhD	74
Liewei Wang, MD, PhD	37, 70
Jeffrey Waring, PhD	60, 75
Brenda Weigel, MD	75
Richard Weinshilboum, MD	52, 70
Anne Wojcicki	17, 54
Ernest M. Wright, PhD, DSc.	61
Joseph Wu, PhD.	59

Z

Anne Zajicek, MD, PharmD	19, 40, 50, 66, 72
Issam Zineh, PharmD, MPH.	72

NOTES



IGNITING INDUSTRY CHANGE.

How does Covance make solutions real? It takes bold moves, unique perspectives and unmatched scientific expertise to reshape an industry. Learn more about how Covance is delivering clinical pharmacology solutions to ignite industry change.

Covance is a proud to be a platinum sponsor of ASCPT. Visit Booth 5 to:

- ▶ Register for a free, exclusive luncheon seminar, “FIH Trial Design: Increase Flexibility, Decrease Time and Cost and Add Value to Your Asset.” Seating is limited.
- ▶ Take a virtual reality tour of our new Dallas Clinical Research Unit and the first cGMP Phase I pharmacy in the US.
- ▶ Make a connection with our scientists. Bring your puzzle piece and learn more.

TO LEARN MORE CALL

The Americas +1.888.COVANCE | Europe/Africa +00.800.2682.2682
Asia Pacific +800.6568.3000 | [Or go to covance.com](https://www.covance.com)

Covance Inc., headquartered in Princeton, NJ, USA is the drug development business of Laboratory Corporation of America Holdings (LabCorp). COVANCE is a registered trademark and the marketing name for Covance Inc. and its subsidiaries around the world. © Copyright 2016. Covance Inc.

COVANCE
SOLUTIONS MADE REAL[®]



ASCPT

ASCPT 2017 ANNUAL MEETING

SAVE THE DATE

March 15–18, 2017 ▲ Washington Marriott Wardman Park ▼ Washington, DC

ADVANCING PATIENT CARE THROUGH PRECISION AND TRANSLATIONAL MEDICINE

President Julie A. Johnson, PharmD

Scientific Program Committee Chair Susan M. Abdel-Rahman, PharmD

- Pre-Conferences
- Workshops
- Science at Sunrise
- Abstracts
- Networking Opportunities
- State of the Art Lectures
- Symposia
- Featured Speaks
- Roundtables
- Exhibits



Check for updates and more information at www.ascpt.org



2017 call for award nominations

*Recognizing Outstanding Science in
Clinical Pharmacology and Translational
Science at Every Turning Point in the Career Path*

- ▷ Gary Neil Prize for Innovation in Drug Development
- ▷ Leon I. Goldberg Early Investigator Award
- ▷ Oscar B. Hunter Career Award in Therapeutics
- ▷ Rawls-Palmer Progress in Medicine Award
- ▷ Sheiner-Beal Pharmacometrics Award
- ▷ William B. Abrams Award in Geriatric Clinical Pharmacology
- ▷ Henry W. Elliott Distinguished Service Award
- NEW!** ▷ Malle Jurima-Romet Mid-Career Leadership Award
- ▷ Mentor Award

NOMINATION DEADLINE

June 9, 2016

www.ascpt.org

CONNECT WITH US



